



US00D646738S

(12) **United States Design Patent**  
**Checkley**

(10) **Patent No.:** **US D646,738 S**

(45) **Date of Patent:** **\*\* Oct. 11, 2011**

(54) **SPORTS BOARD**

(75) Inventor: **Glenn Andrew Checkley**, Clear Island Waters (AU)

(73) Assignee: **Lifetime Toys Pty Ltd**, Clear Island Waters (AU)

(\*\*) Term: **14 Years**

(21) Appl. No.: **29/359,488**

(22) Filed: **Apr. 12, 2010**

(30) **Foreign Application Priority Data**

Oct. 12, 2009	(AU)	.....	200913931
Oct. 12, 2009	(AU)	.....	2009328361
Oct. 12, 2009	(AU)	.....	2009905728
Feb. 5, 2010	(AU)	.....	2010200428

(51) **LOC (9) Cl.** ..... **21-02**

(52) **U.S. Cl.** ..... **D21/769**

(58) **Field of Classification Search** ..... D21/769-770,  
D21/801, 803, 809; 114/253, 345-346; 441/35,  
441/66, 40-42, 129-132; 472/128-129;  
D12/5, 6, 316

See application file for complete search history.

(56) **References Cited**

**U.S. PATENT DOCUMENTS**

D226,633	S *	4/1973	Beck	.....	D21/769
D232,964	S *	9/1974	Beck	.....	D21/769
D306,631	S *	3/1990	Aguilar et al.	.....	D21/769
D447,785	S *	9/2001	Fireman et al.	.....	D21/769
D462,406	S *	9/2002	Kessler	.....	D21/769
D476,390	S *	6/2003	Peterson	.....	D21/803
6,896,569	B1 *	5/2005	Wittenrich	.....	441/66

D526,379	S *	8/2006	Peterson	.....	D21/803
D545,392	S *	6/2007	McKee	.....	D21/803
D562,424	S *	2/2008	McKee	.....	D21/769
D573,220	S *	7/2008	Nakpodia	.....	D21/769

\* cited by examiner

*Primary Examiner* — Zenia Bennett

(74) *Attorney, Agent, or Firm* — Workman Nydegger

(57) **CLAIM**

The ornamental design for a sports board, as shown and described.

**DESCRIPTION**

FIG. 1 is a top plan view of a sports board of the present invention showing the design;

FIG. 2 is a bottom plan view of the sports board of FIG. 1;

FIG. 3 is a front elevational view of the sports board of FIG. 1;

FIG. 4 is a rear elevational view of the sports board of FIG. 1;

FIG. 5 is a right side elevational view of the sports board of FIG. 1;

FIG. 6 is a left side elevational view of the sports board of FIG. 1;

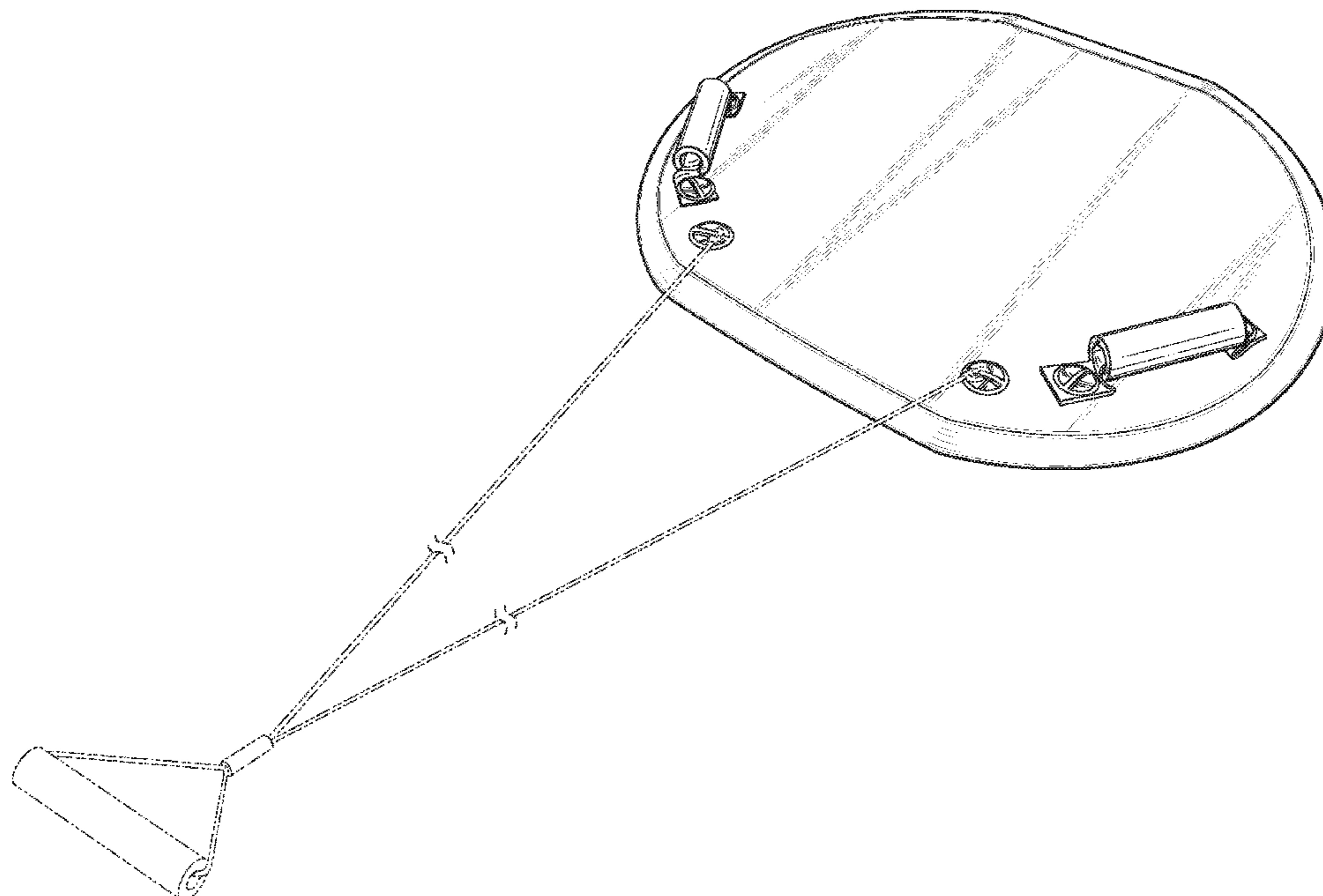
FIG. 7 is a perspective view from front and above of the sports board of FIG. 1;

FIG. 8 is a perspective view from front and below of the sports board of FIG. 1; and,

FIG. 9 is a perspective view from front and above, with a tow rope thereof shown in broken, phantom lines.

The broken, phantom lines shown in the drawings illustrate portions of the sports board that form no part of the claimed design.

**1 Claim, 7 Drawing Sheets**



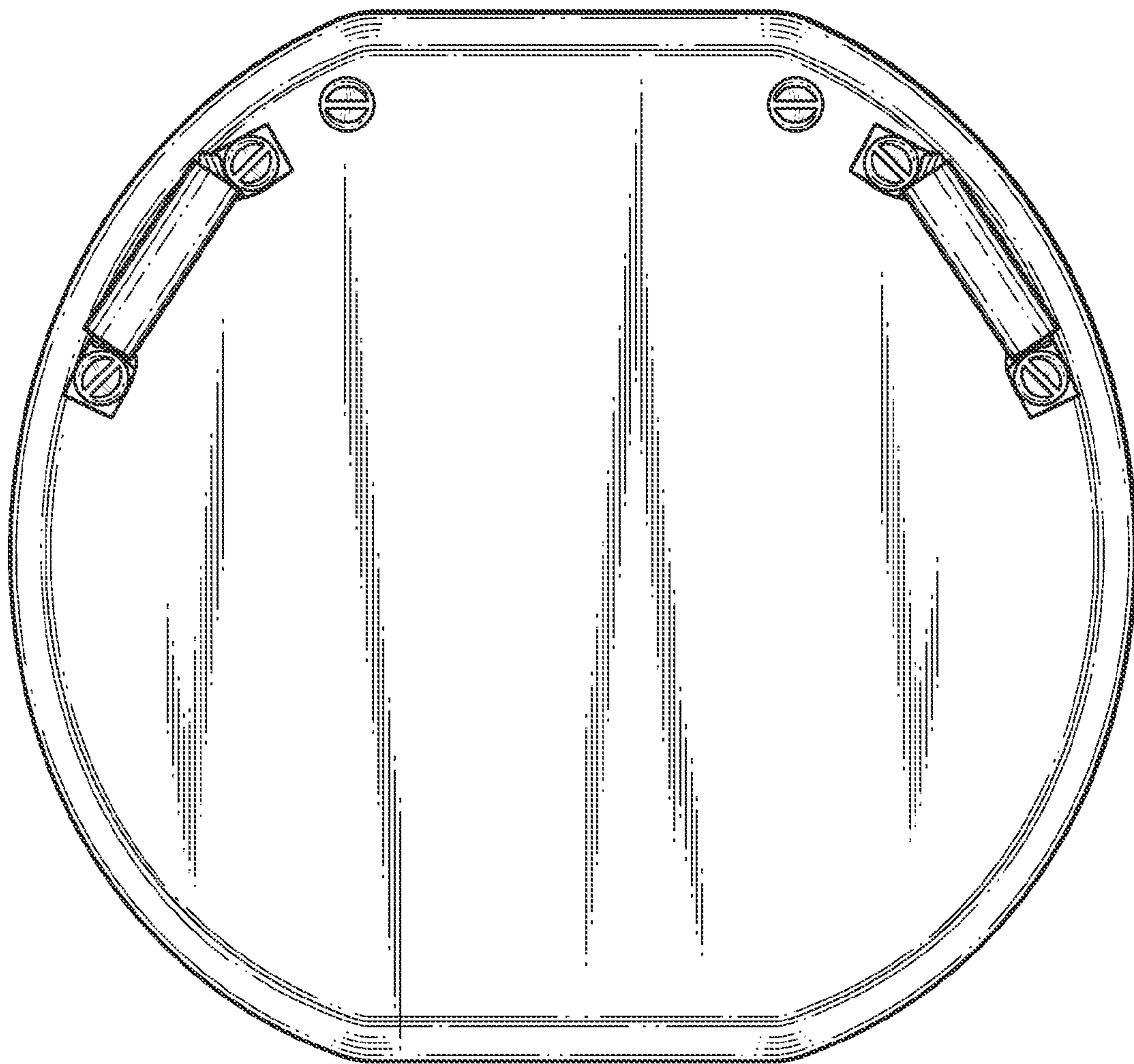


FIG. 1

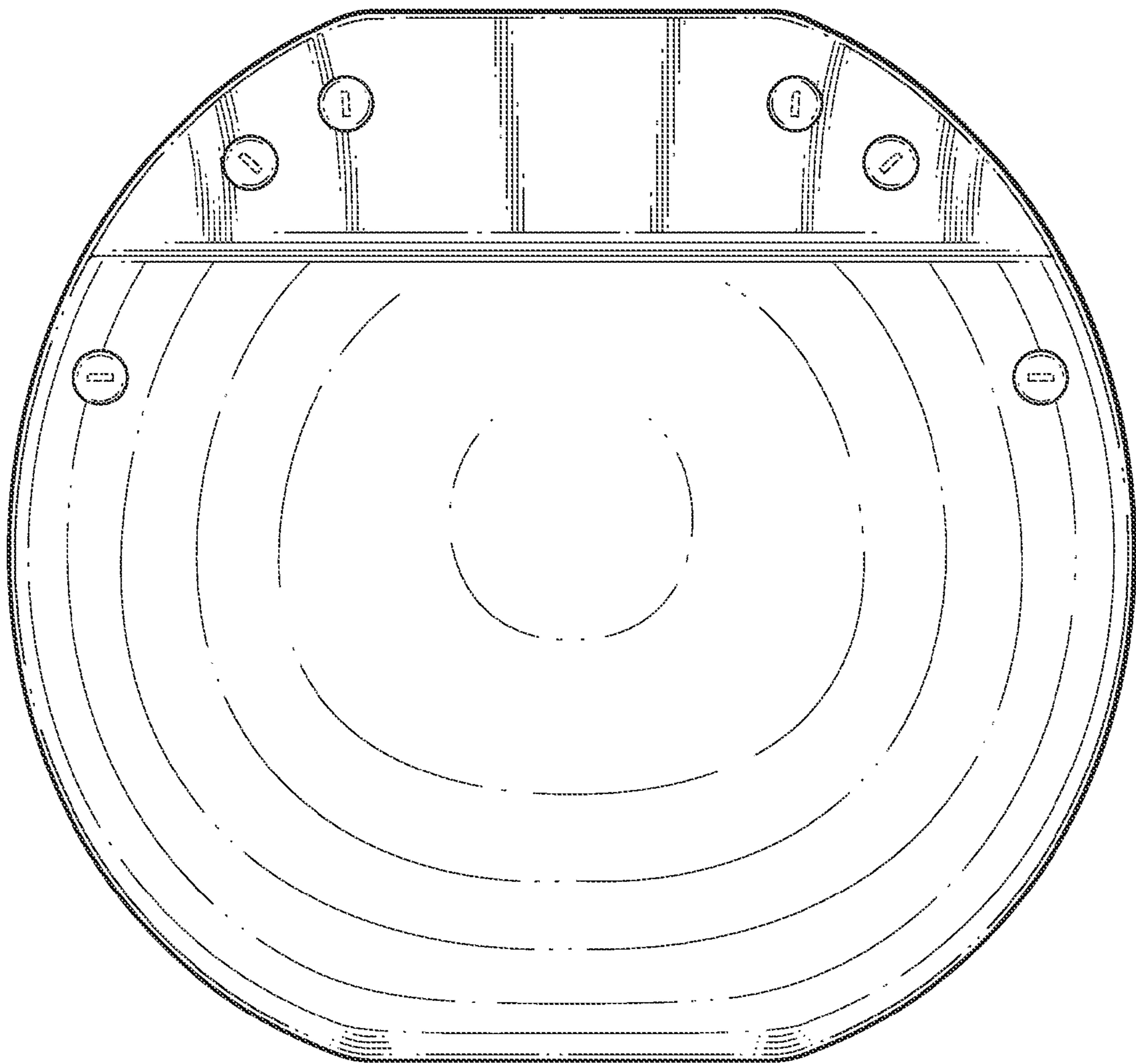


FIG. 2

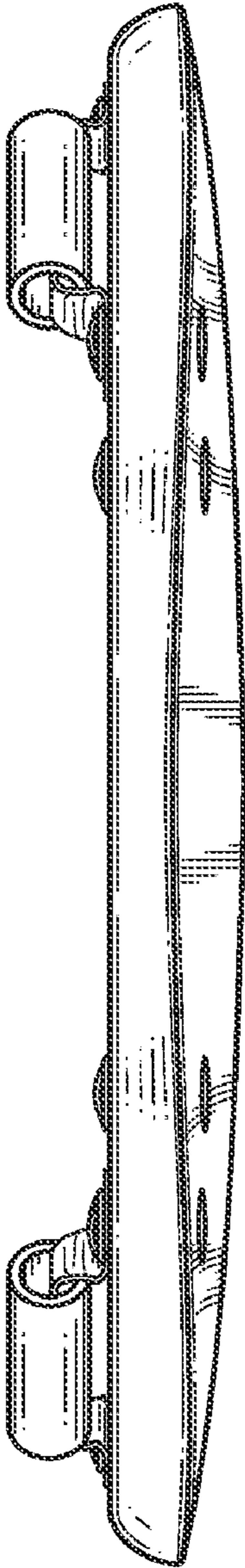


FIG. 3




FIG. 4




FIG. 5




FIG. 6

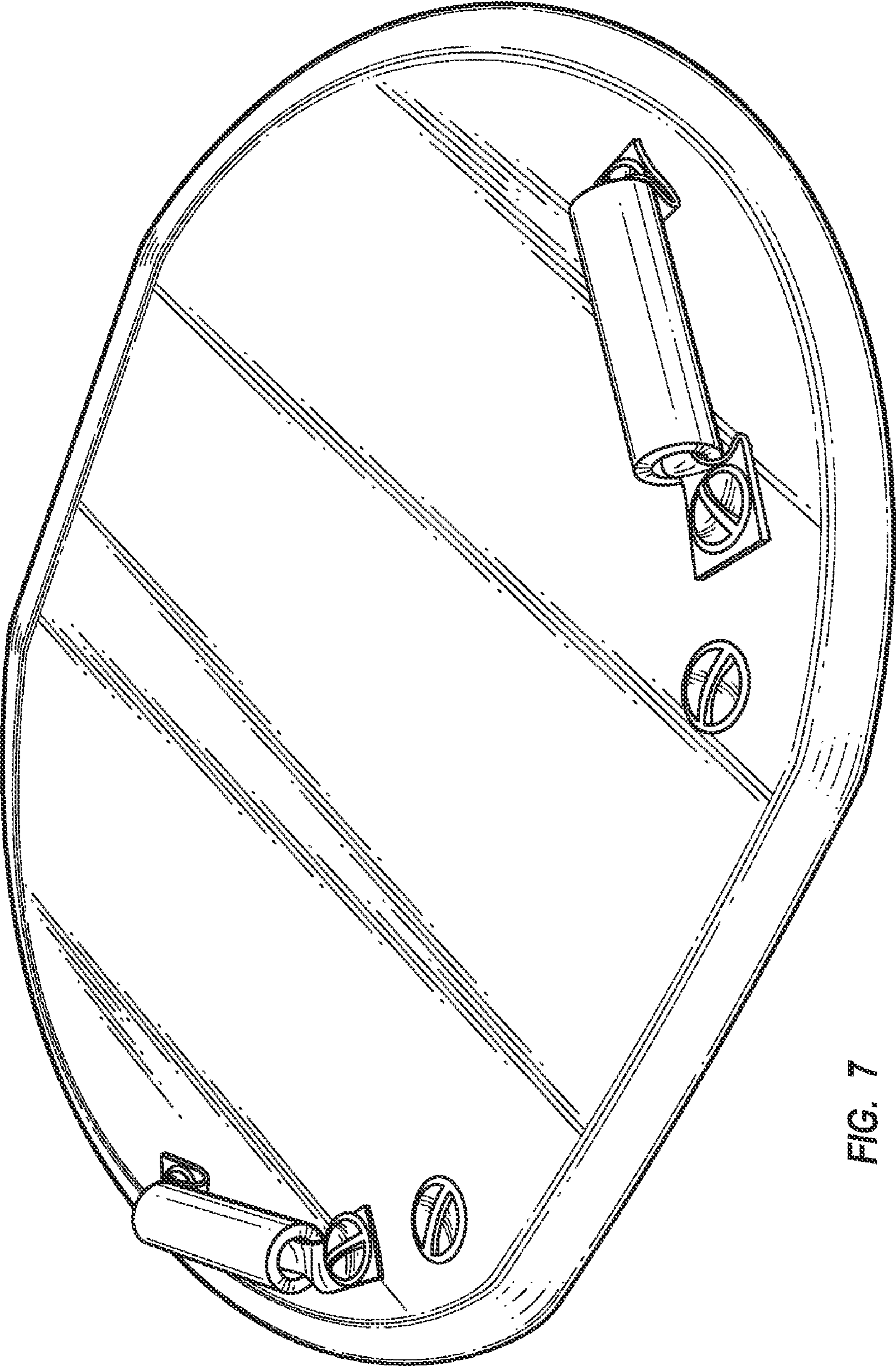


FIG. 7

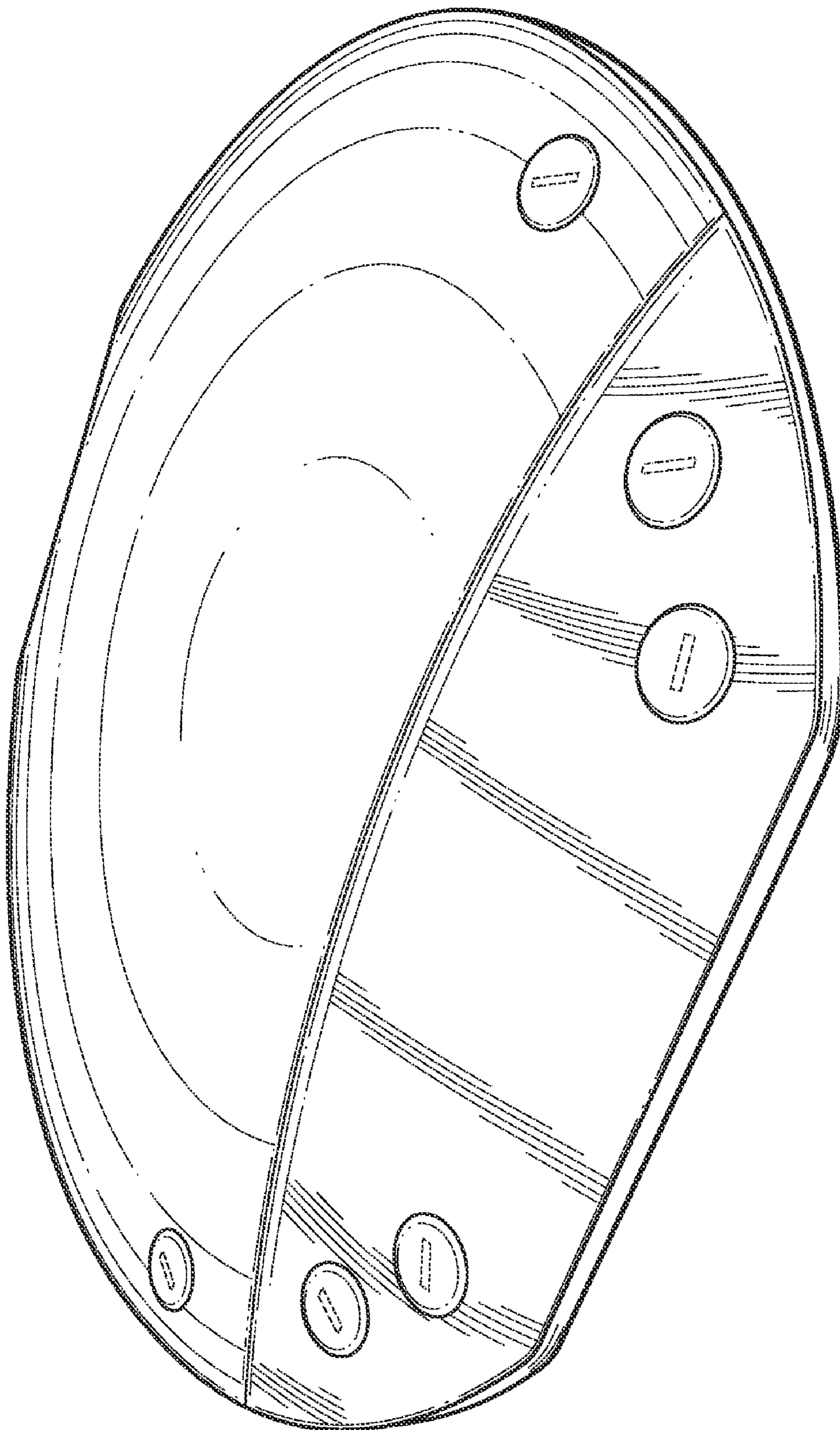


FIG. 8

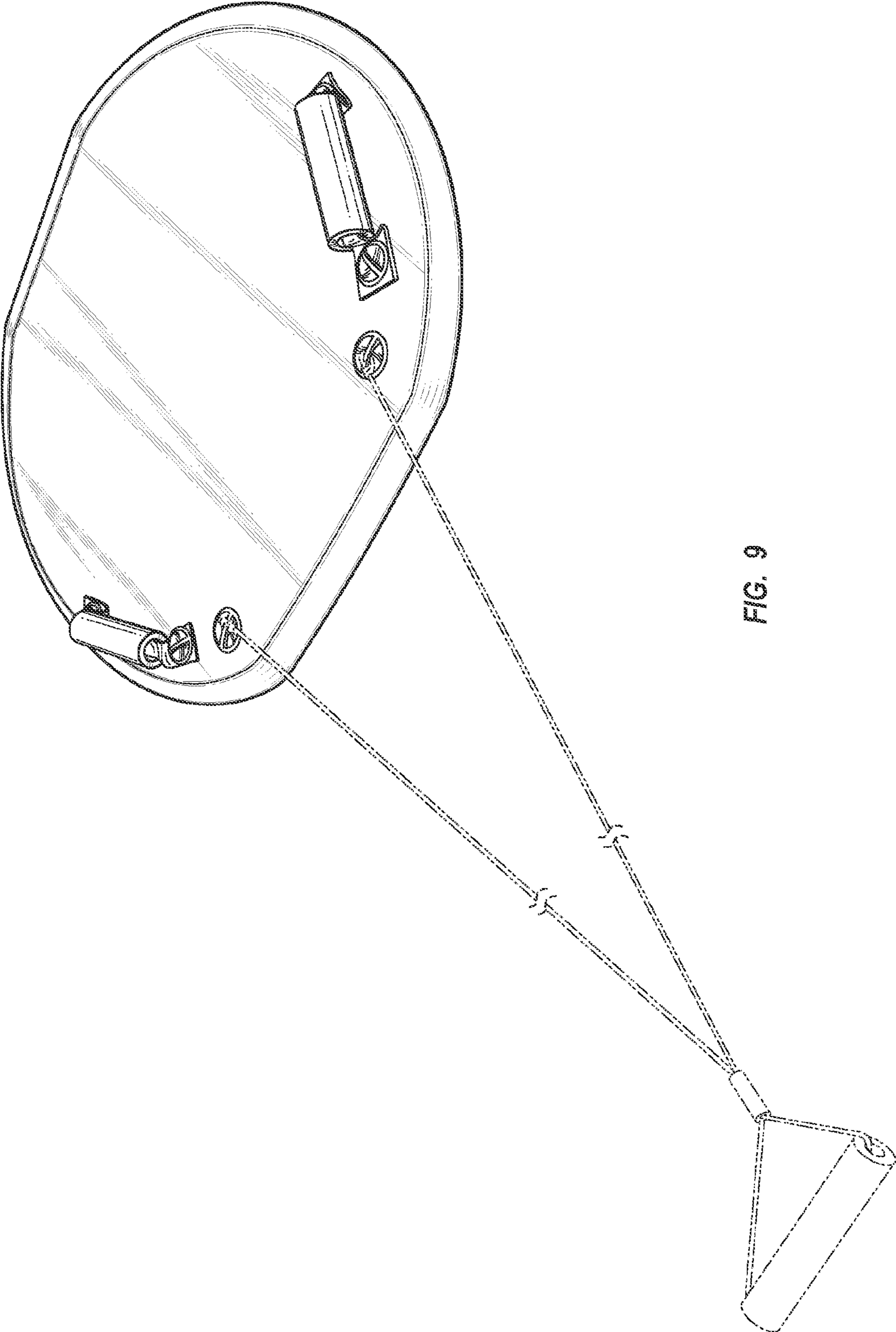


FIG. 9