



US00D646722S

(12) **United States Design Patent**  
**Chuang**

(10) **Patent No.:** **US D646,722 S**

(45) **Date of Patent:** **\*\* Oct. 11, 2011**

(54) **HOLDER**

(75) Inventor: **Chih-Wei Chuang**, Edison, NJ (US)

(73) Assignee: **Officemate International Corporation**,  
Edison, NJ (US)

(\*\*) Term: **14 Years**

(21) Appl. No.: **29/385,050**

(22) Filed: **Feb. 8, 2011**

(51) **LOC (9) Cl.** ..... **19-02**

(52) **U.S. Cl.** ..... **D19/90**

(58) **Field of Classification Search** ..... D3/304;  
D6/449, 475, 512, 553; D19/75, 77, 78,  
D19/86, 87, 90, 91; 206/215, 425, 449; 211/10,  
211/11, 45, 50, 55  
See application file for complete search history.

(56) **References Cited**

U.S. PATENT DOCUMENTS

2,174,715	A *	10/1939	Baker	.....	211/49.1
3,592,344	A *	7/1971	Schade	.....	211/42
D259,456	S *	6/1981	Zeischegg et al.	.....	D6/475
D292,957	S *	12/1987	Brussing	.....	D6/475
D294,317	S *	2/1988	Evenson et al.	.....	D6/475
D299,389	S *	1/1989	Klodt	.....	D6/475
D305,486	S *	1/1990	Rabig	.....	D6/475
4,895,267	A *	1/1990	Karlsson	.....	220/4.28
4,909,398	A *	3/1990	Santucci	.....	211/50
D309,066	S *	7/1990	Foran et al.	.....	D6/466
D332,726	S *	1/1993	Goodman et al.	.....	D7/631
D334,675	S *	4/1993	Evenson	.....	D6/475
D335,996	S *	6/1993	Evenson	.....	D6/553
5,351,826	A *	10/1994	Chen	.....	206/425
5,372,256	A *	12/1994	Chen	.....	206/425
D381,691	S *	7/1997	Miyake	.....	D19/90
D406,607	S *	3/1999	Karten	.....	D19/99

D502,966	S *	3/2005	çakir et al.	.....	D19/90
D554,189	S *	10/2007	Chen et al.	.....	D19/90
D562,405	S *	2/2008	Gusdorf	.....	D19/90
7,510,089	B2	3/2009	Killinger et al.		
2008/0053862	A1	3/2008	Pyle et al.		

FOREIGN PATENT DOCUMENTS

DE	3447602	A1	6/1986
WO	8900954	A1	2/1989
WO	9118748	A1	12/1991
WO	2005097516	A2	10/2005
WO	2005097518	A1	10/2005

\* cited by examiner

*Primary Examiner* — Elizabeth Albert

(74) *Attorney, Agent, or Firm* — Lerner, David, Littenberg,  
Krumholz & Mentlik, LLP

(57) **CLAIM**

The ornamental design for a holder, as shown and described.

**DESCRIPTION**

This application claims the benefit of the filing date of U.S. application Ser. No. 12/764,166, filed Apr. 21, 2010, the entire disclosure of which is expressly incorporated by reference herein.

FIG. 1 is a perspective view of a holder showing the new design;

FIG. 2 is a front perspective view of the holder shown in FIG. 1;

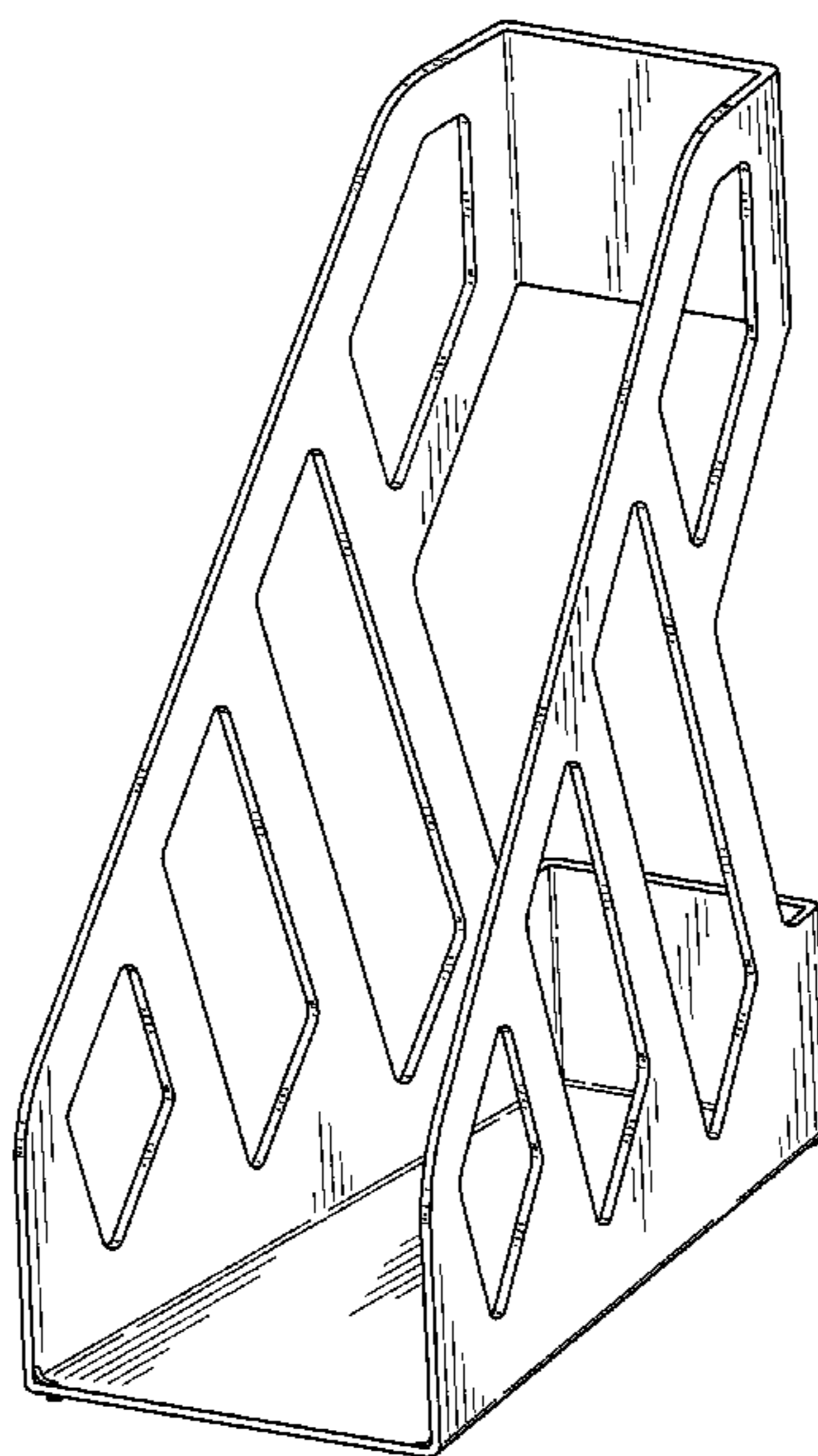
FIG. 3 is a rear perspective view of the holder shown in FIG. 1;

FIG. 4 is a left side elevational view of the holder shown in FIG. 1; the right side elevational view of the holder is a mirror image of the left side view;

FIG. 5 is a top view of the holder shown in FIG. 1; and,

FIG. 6 is a bottom view of the holder shown in FIG. 1.

**1 Claim, 6 Drawing Sheets**



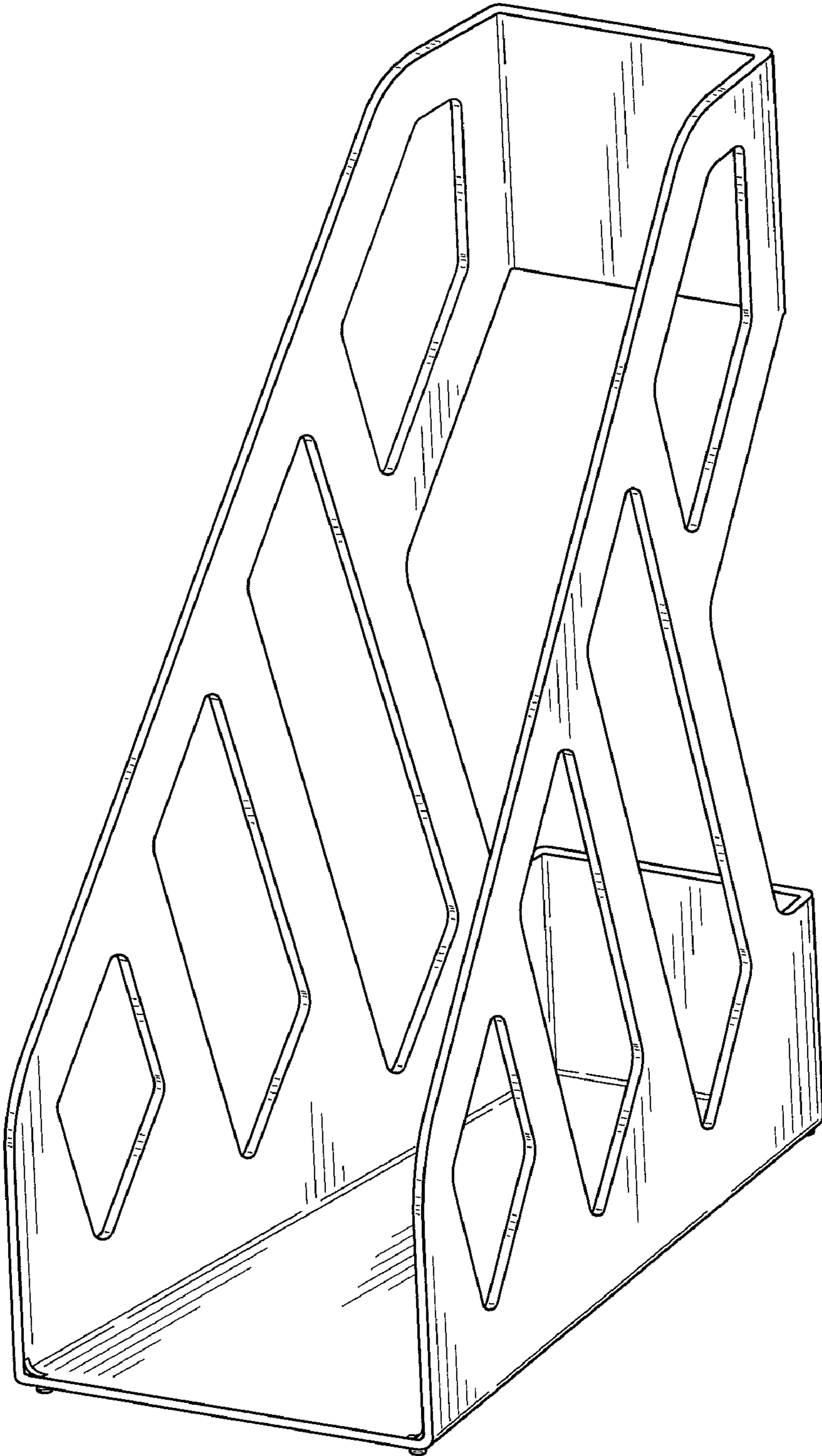


FIG. 1

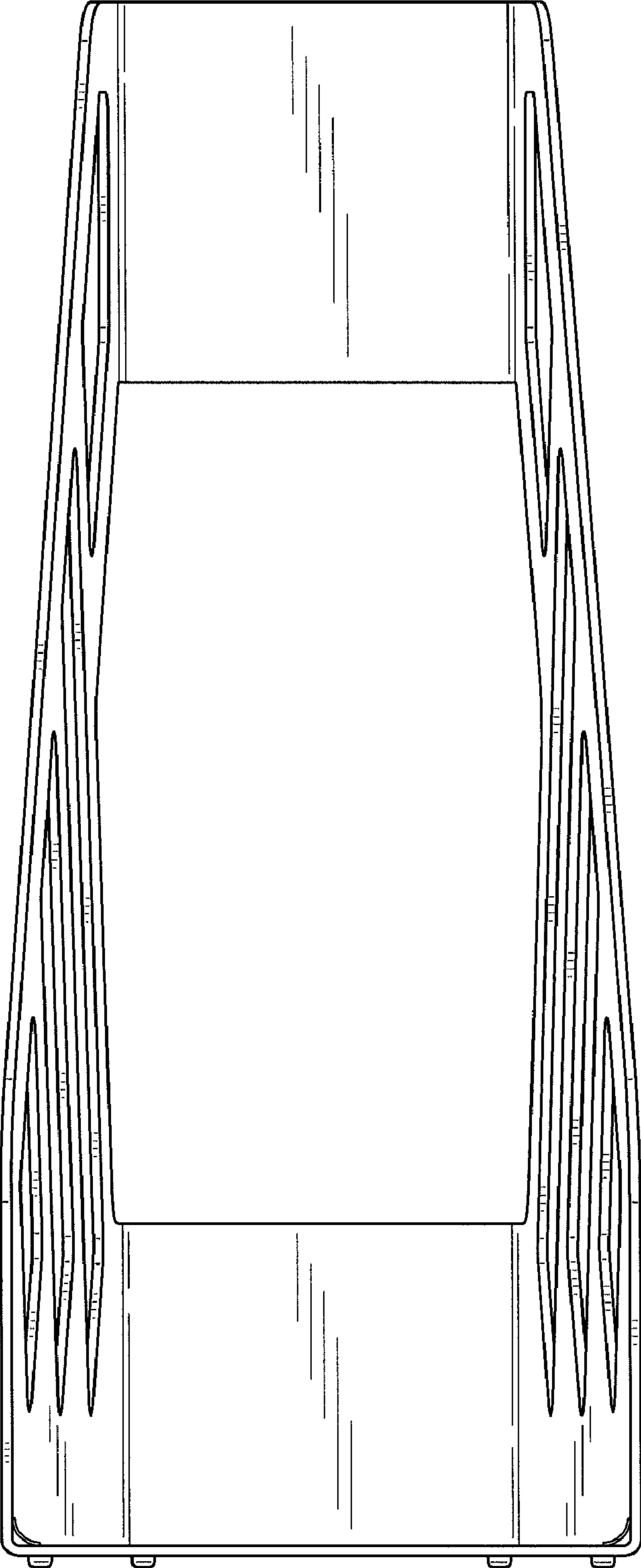


FIG. 2

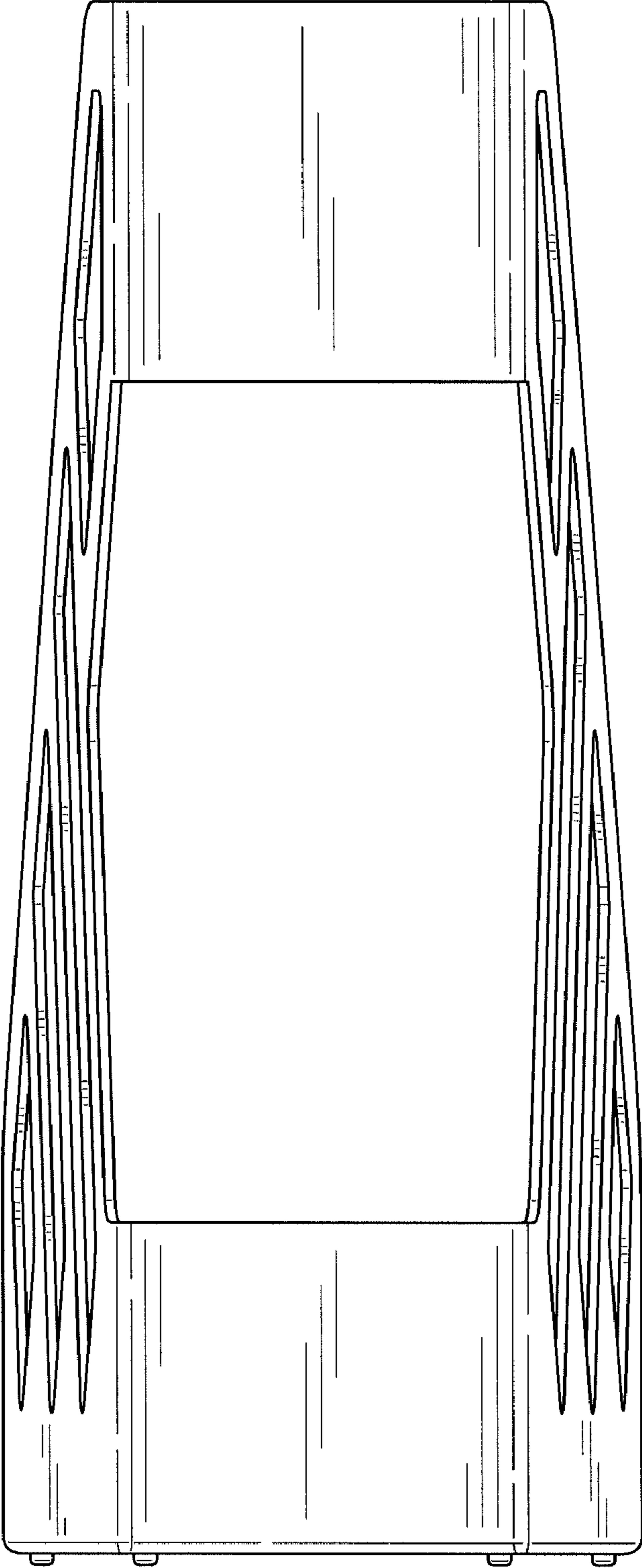


FIG. 3

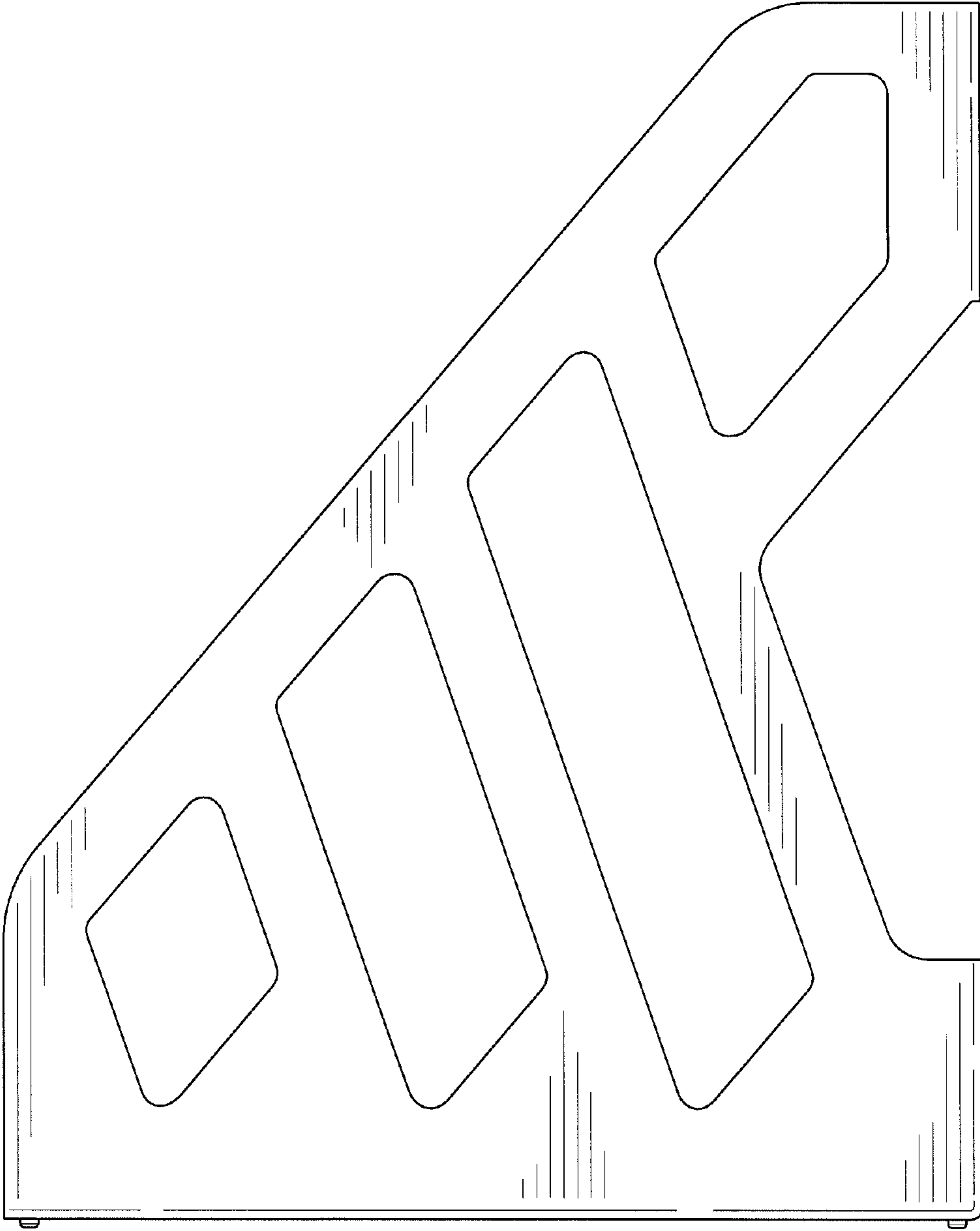


FIG. 4

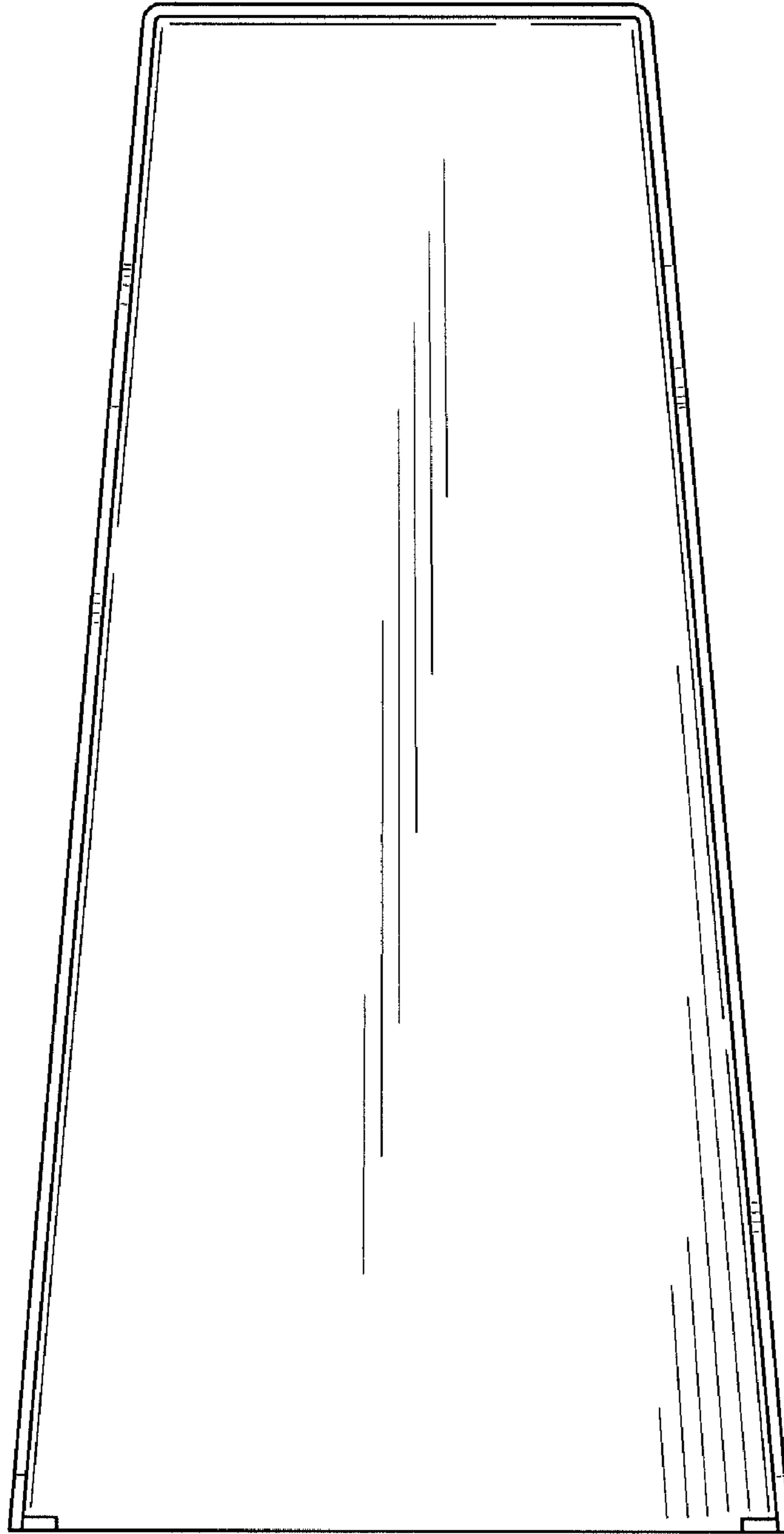


FIG. 5

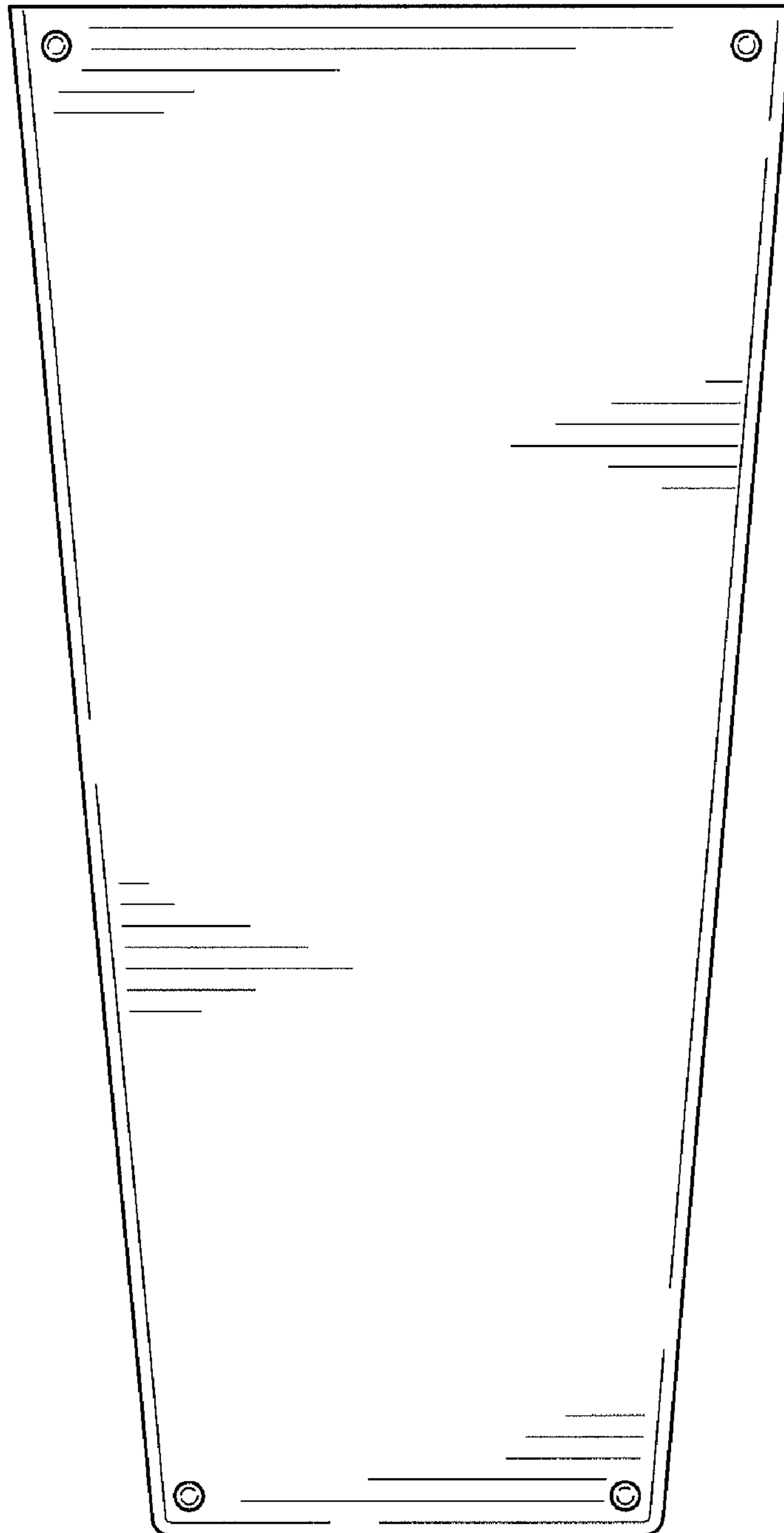


FIG. 6