



US00D646721S

(12) **United States Design Patent**  
**Dingler et al.**

(10) **Patent No.:** **US D646,721 S**

(45) **Date of Patent:** **\*\* Oct. 11, 2011**

(54) **PENCIL SHARPENER**

(75) Inventors: **Noah Dingler**, Phoenixville, PA (US);  
**Patrick Nolan**, Royersford, PA (US)

(73) Assignee: **Amax International Ltd.**, Taichung  
Hsien (TW)

(\*\*) Term: **14 Years**

(21) Appl. No.: **29/368,264**

(22) Filed: **Aug. 20, 2010**

(51) **LOC (9) Cl.** ..... **19-06**

(52) **U.S. Cl.** ..... **D19/73**

(58) **Field of Classification Search** ..... D8/91,  
D8/98; D19/72-74, 99, 100; 30/451-462;  
144/28.1, 28.11, 28.2-28.7, 28.72, 28.8,  
144/28.9; D9/414, 424, 432

See application file for complete search history.

(56) **References Cited**

**U.S. PATENT DOCUMENTS**

D168,932	S	*	3/1953	Frydlender	.....	D9/529
2,657,672	A	*	11/1953	Angell	.....	200/61.59
D187,767	S	*	4/1960	Bacevius	.....	D19/99
D226,403	S	*	2/1973	Rosson	.....	D19/73
D230,129	S	*	1/1974	Smith	.....	D8/36
D243,764	S	*	3/1977	Mobius	.....	D19/73
D244,604	S	*	6/1977	Ohta	.....	D19/73
4,402,354	A	*	9/1983	Halpern	.....	30/454
4,792,470	A	*	12/1988	Clark	.....	428/12
5,077,903	A	*	1/1992	Kreim	.....	30/451
D426,154	S	*	6/2000	de Baschmakoff	.....	D9/432
6,637,481	B2	*	10/2003	Mak et al.	.....	144/28.5

D489,094	S	*	4/2004	Bodum	.....	D19/73
D520,374	S	*	5/2006	Herrmann et al.	.....	D9/561
D538,646	S	*	3/2007	McDowell et al.	.....	D9/782
D549,587	S	*	8/2007	Lestelle	.....	D9/560
D560,721	S	*	1/2008	Joachim et al.	.....	D19/73
D564,708	S	*	3/2008	Kuo	.....	D28/85
D566,573	S	*	4/2008	Lestelle	.....	D9/560
D584,638	S	*	1/2009	Castelnuovo-Tedesco	....	D9/686
D599,672	S	*	9/2009	Carlson et al.	.....	D9/542

**OTHER PUBLICATIONS**

Office Action dated Mar. 11, 2011 in corresponding U.S. Appl. No. 29/368,263.

\* cited by examiner

*Primary Examiner* — Elizabeth Albert

(74) *Attorney, Agent, or Firm* — Nields, Lemack & Frame, LLC

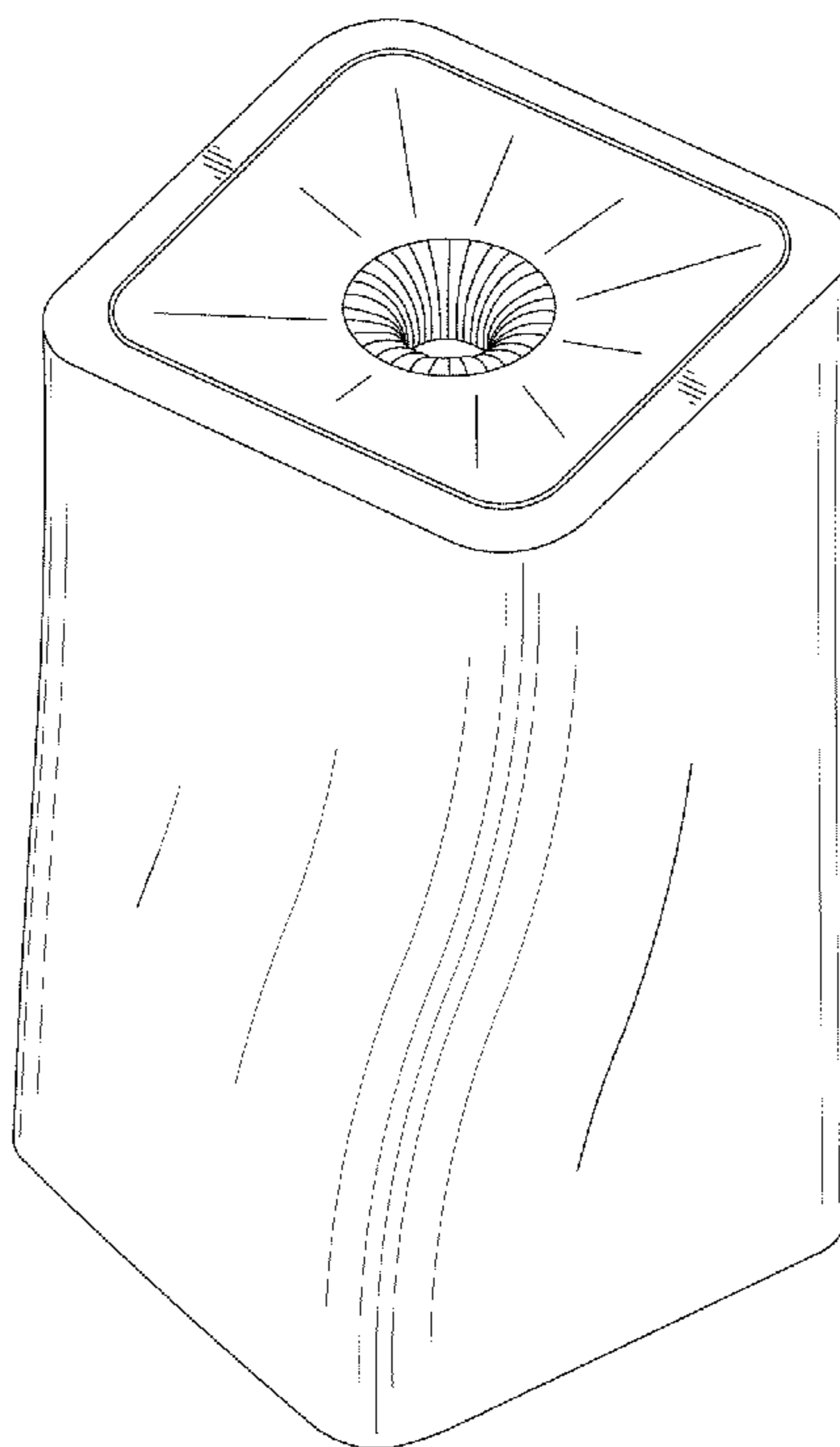
(57) **CLAIM**

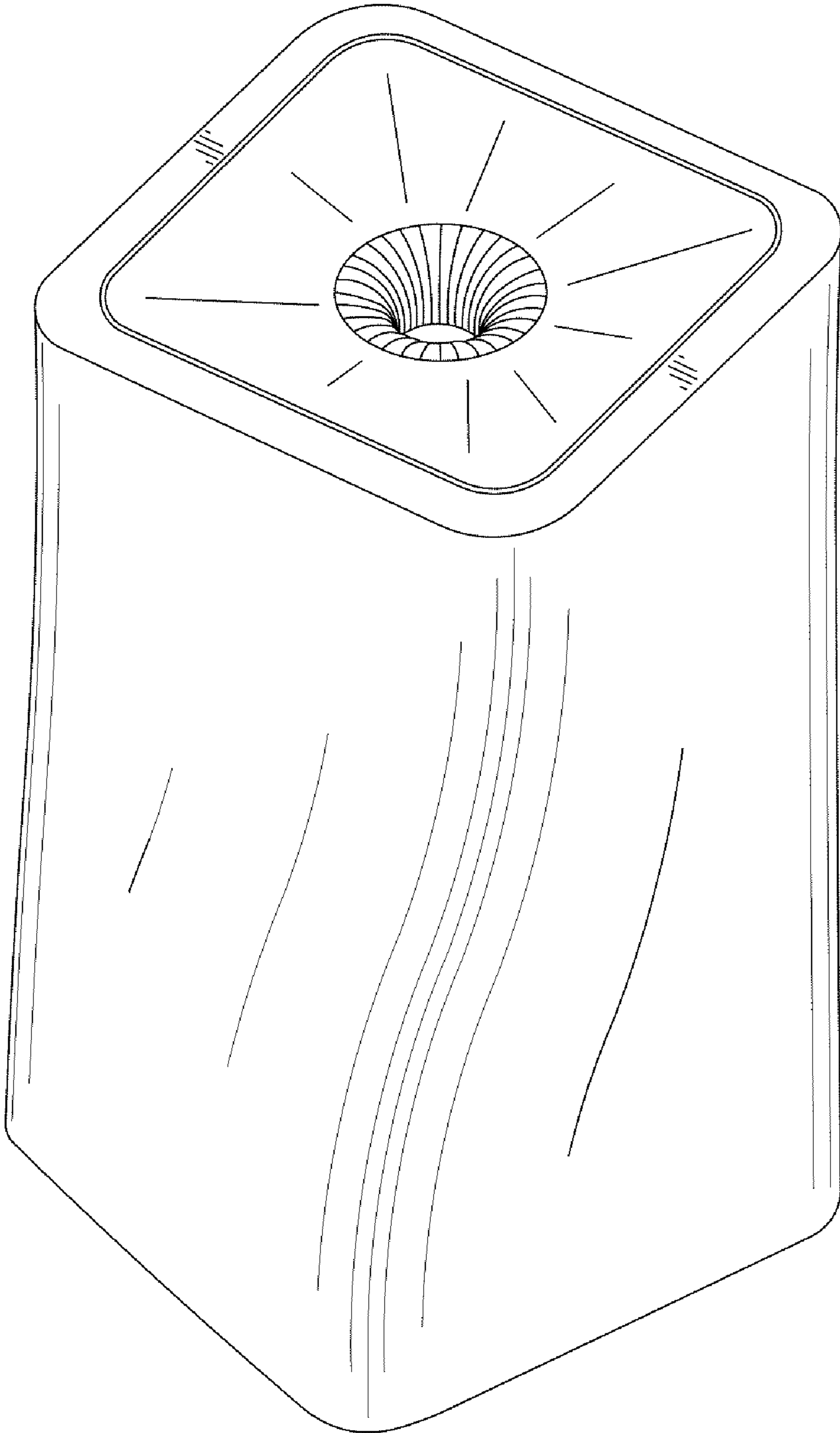
The ornamental design for a pencil sharpener, as shown and described.

**DESCRIPTION**

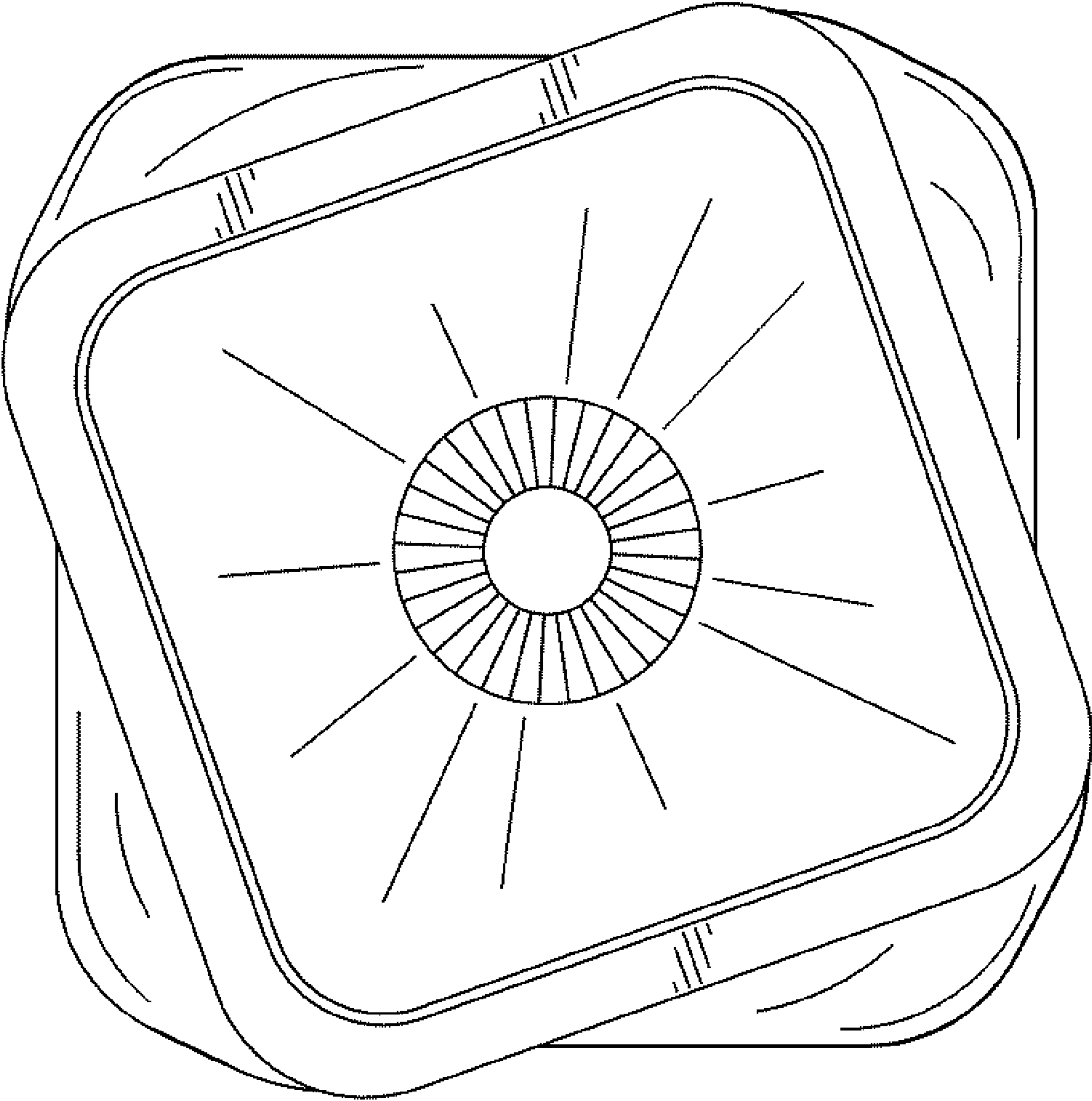
FIG. 1 is a perspective view of the pencil sharpener; FIG. 2 is a top view of the pencil sharpener; FIG. 3 is a bottom view of the pencil sharpener; FIG. 4 is a side view of the pencil sharpener (all sides are identical); and, FIG. 5 is a sectional view taken along the lines 5-5 in FIG. 4. The article is a pencil sharpener for sharpening pencils.

**1 Claim, 5 Drawing Sheets**

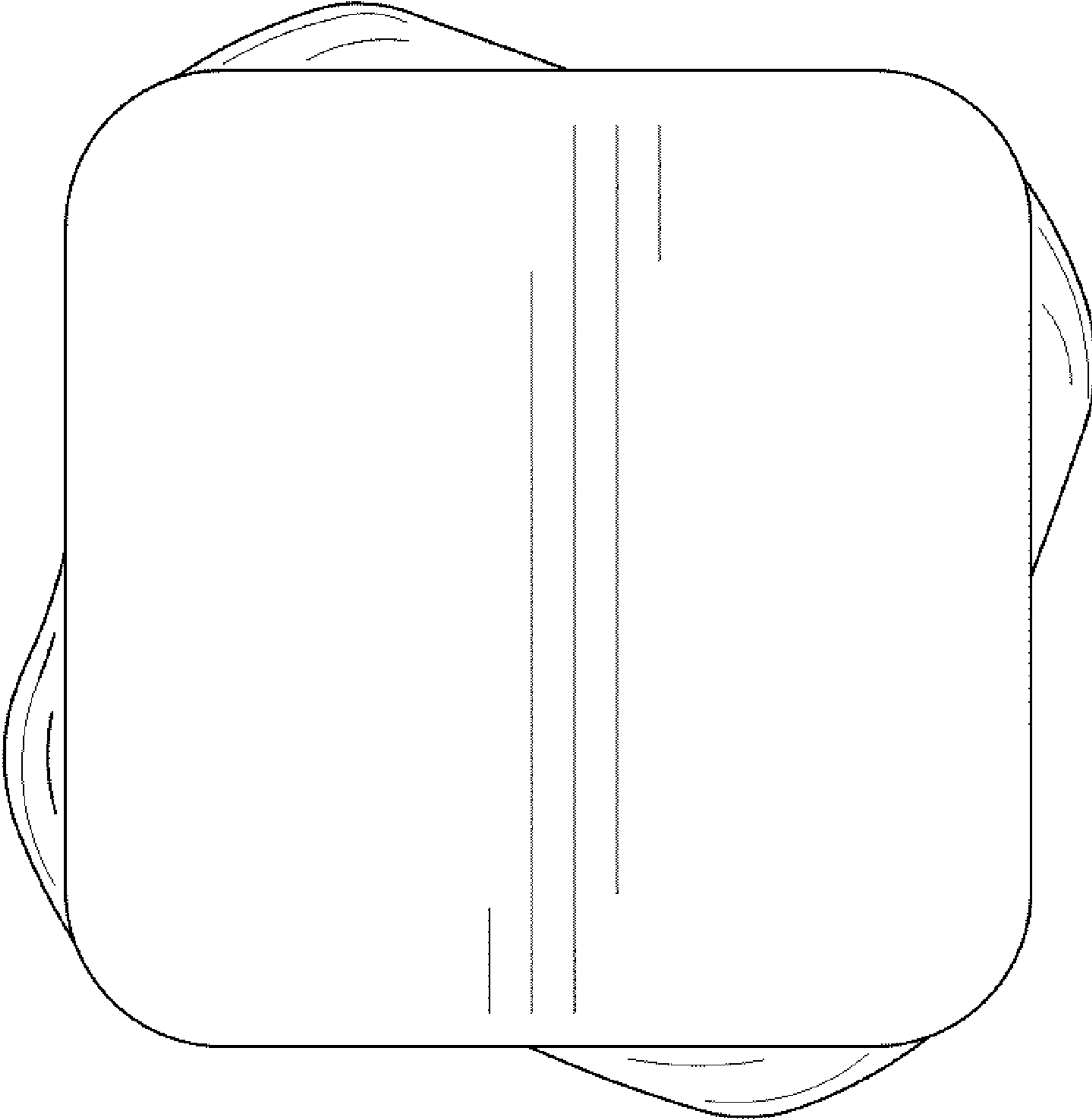




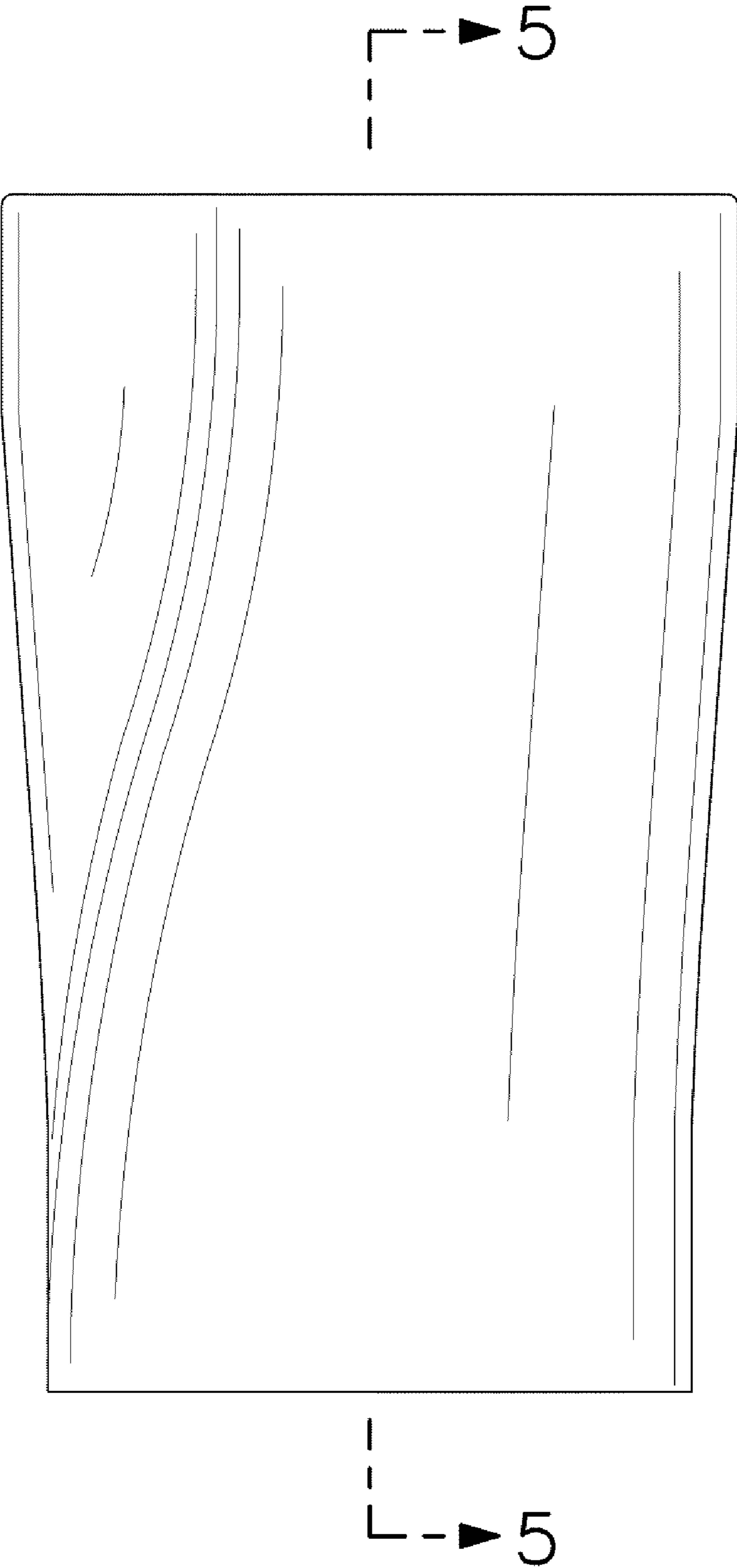
**FIG. 1**




**FIG. 2**



**FIG. 3**



**FIG. 4**



**FIG. 5**