



US00D646718S

(12) **United States Design Patent**
Kim

(10) **Patent No.:** **US D646,718 S**

(45) **Date of Patent:** **** Oct. 11, 2011**

(54) **BALLPOINT PEN**

(75) Inventor: **Jewon Kim**, Daejon (KR)

(73) Assignee: **Dong-A Pencil Co., Ltd.**, Seoul (KR)

(**) Term: **14 Years**

(21) Appl. No.: **29/379,216**

(22) Filed: **Nov. 16, 2010**

(30) **Foreign Application Priority Data**

Aug. 26, 2010 (KR) 30-2010-0037303

(51) **LOC (9) Cl.** **19-06**

(52) **U.S. Cl.** **D19/51**

(58) **Field of Classification Search** D19/35,
D19/36, 41-51, 54-58; 24/10 R, 11 CC,
24/11 F, 11 P, 11 PP, 11 R; 401/52, 99-114,
401/192, 193, 195-198
See application file for complete search history.

(56) **References Cited**

U.S. PATENT DOCUMENTS

D132,664 S *	6/1942	Dreyfuss	D19/56
2,320,455 A *	6/1943	Feig	24/11 P
D147,107 S *	7/1947	Breitenstein	D19/48
2,468,699 A *	4/1949	Woods	24/11 R
D162,213 S *	2/1951	Nelson et al.	D19/48
D178,033 S *	6/1956	Young et al.	D19/51
D217,646 S *	5/1970	De Gofit	D19/49
3,864,046 A *	2/1975	Butka	401/53
D254,315 S *	2/1980	Carre	D19/51
D259,642 S *	6/1981	Gomez	D19/51
D259,793 S *	7/1981	Carre	D19/51
D260,101 S *	8/1981	Gomez	D19/51
D261,009 S *	9/1981	Gomez	D19/49
D261,531 S *	10/1981	Delcroix	D19/4

D263,482 S *	3/1982	Carre	D19/51
D277,393 S *	1/1985	Oyabu	D19/51
D282,672 S *	2/1986	LeBlanc et al.	D19/49
D310,684 S *	9/1990	Itoh	D19/57
D317,625 S *	6/1991	Itoh	D19/57
D324,398 S *	3/1992	Herbst et al.	D19/57
D367,887 S *	3/1996	Compte	D19/51
D391,606 S *	3/1998	Compte	D19/51
D403,704 S *	1/1999	Arita	D19/48
D436,997 S *	1/2001	Chuang	D19/57
D442,636 S *	5/2001	Kobayashi	D19/43
D446,245 S *	8/2001	Chuang	D19/57
D577,068 S *	9/2008	Soetewey	D19/51
D608,393 S *	1/2010	Koreska	D19/50
2011/0058890 A1 *	3/2011	KIM	401/216

* cited by examiner

Primary Examiner — Elizabeth Albert

(74) *Attorney, Agent, or Firm* — Edwards Angell Palmer & Dodge LLP; Kongsik Kim

(57) **CLAIM**

The ornamental design for a ballpoint pen, as shown and described.

DESCRIPTION

FIG. 1 is a perspective view of a ballpoint pen according to the present invention.

FIG. 2 is a front view of the ballpoint pen of FIG. 1. A rear view is omitted since it is a mirror image of the front view.

FIG. 3 is a left side view of the ballpoint pen of FIG. 1.

FIG. 4 is a right side view of the ballpoint pen of FIG. 1.

FIG. 5 is a top view of the ballpoint pen of FIG. 1.

FIG. 6 is a bottom view of the ballpoint pen of FIG. 1.

FIG. 7 is a top view of the ballpoint pen of FIG. 1 with the cap removed and placed on the opposite end; and,

FIG. 8 is an exploded view of the ballpoint pen of FIG. 1.

1 Claim, 8 Drawing Sheets

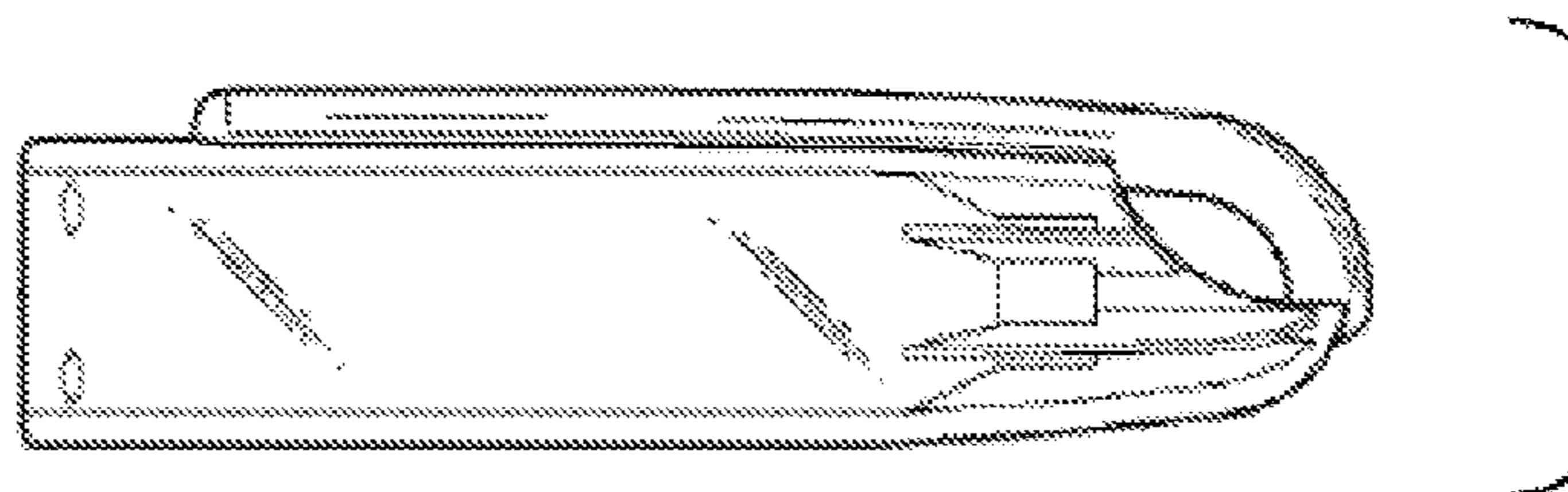
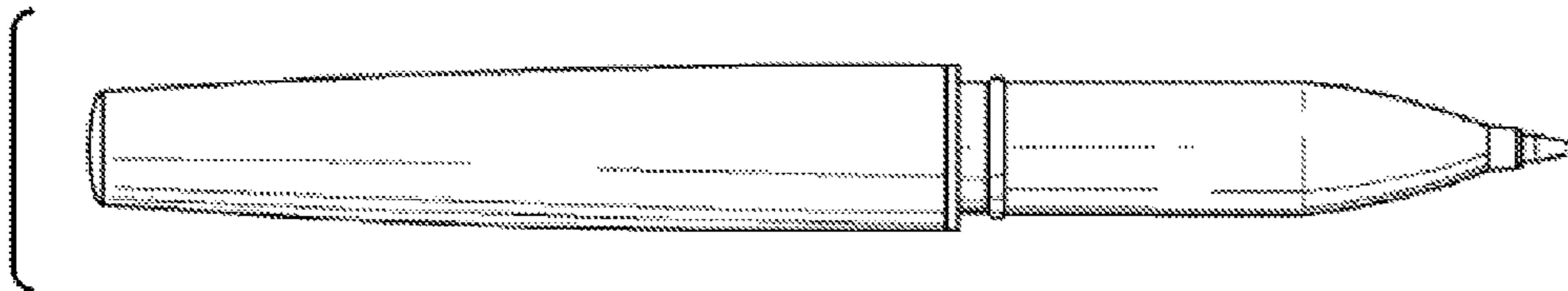
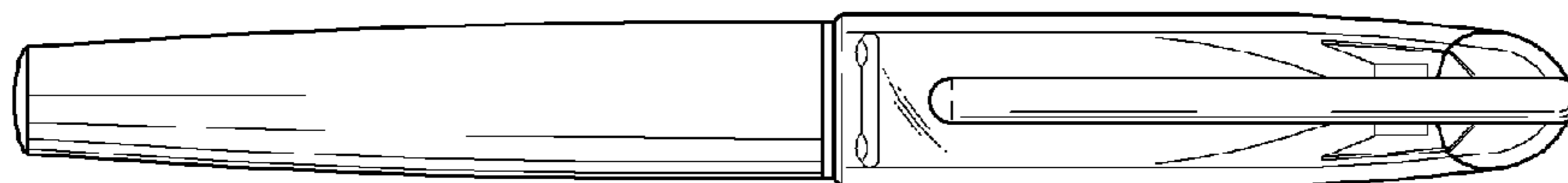


FIG. 1

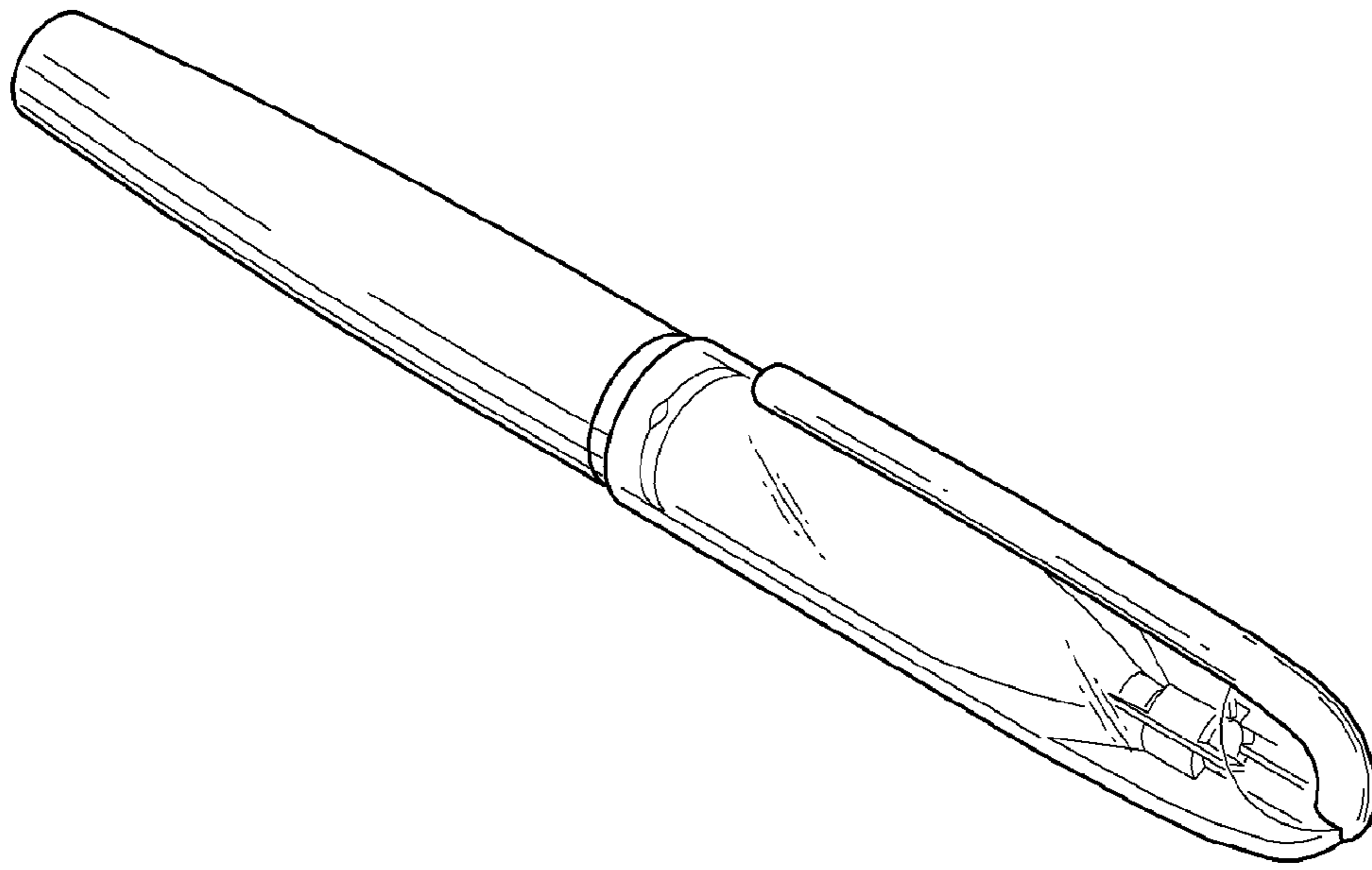


FIG. 2

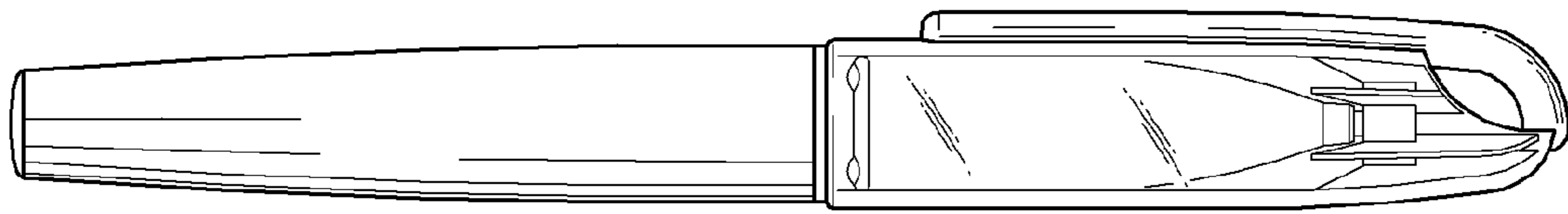


FIG. 3




FIG. 4

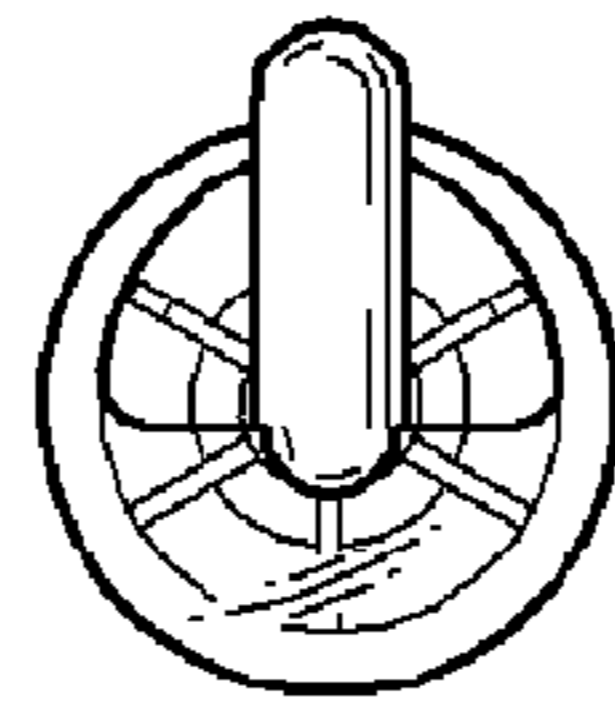


FIG. 5

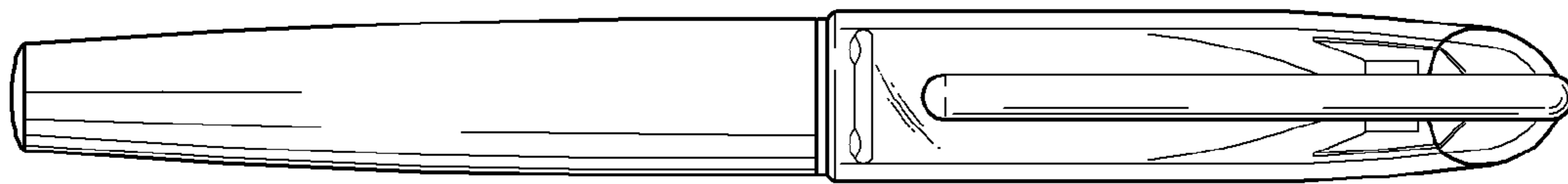


FIG. 6

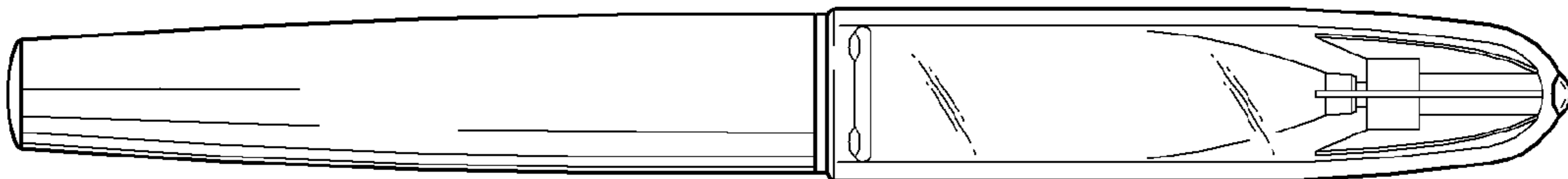


FIG. 7

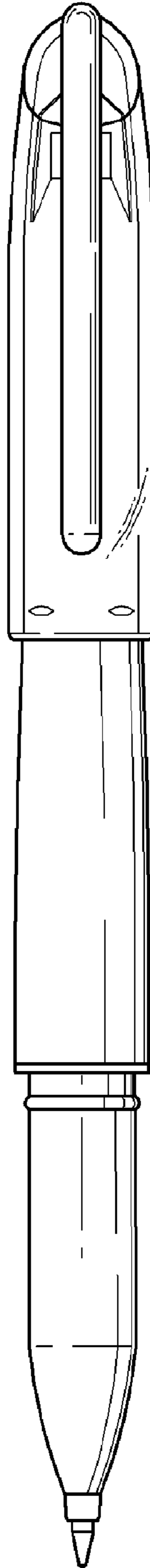


FIG. 8

