



US00D646716S

(12) **United States Design Patent**
Losel

(10) **Patent No.:** **US D646,716 S**
(45) **Date of Patent:** **** Oct. 11, 2011**

(54) **BALLPOINT PEN**

(75) Inventor: **Helmut Losel**, Brensbach (DE)

(73) Assignee: **Ritter Pen GmbH**, Brensbach (DE)

(**) Term: **14 Years**

(21) Appl. No.: **29/360,662**

(22) Filed: **Apr. 29, 2010**

(30) **Foreign Application Priority Data**

Nov. 2, 2009 (DE) 40 2009 005 252

(51) **LOC (9) Cl.** **19-06**

(52) **U.S. Cl.** **D19/51**

(58) **Field of Classification Search** D19/35,
D19/36, 41-51, 54-58; 24/11 F, 11 P, 11 R;
401/52, 99, 100, 104-109, 192, 195, 196
See application file for complete search history.

(56) **References Cited**

U.S. PATENT DOCUMENTS

D510,386 S * 10/2005 Briggl D19/51
D519,563 S * 4/2006 Pellissa Beneyto D19/51
D540,386 S * 4/2007 Qiu D19/51

D557,744 S * 12/2007 Lecce D19/51
D573,184 S * 7/2008 Vadenne D19/50
D575,817 S * 8/2008 Loesel D19/48
D577,383 S * 9/2008 Loesel D19/48
D580,978 S * 11/2008 Miller D19/51
D589,559 S * 3/2009 Slemp D19/51
D596,228 S * 7/2009 Koch D19/41
D603,898 S * 11/2009 Rommel D19/50
D611,538 S * 3/2010 Zhou D19/51

* cited by examiner

Primary Examiner — Elizabeth Albert

(74) *Attorney, Agent, or Firm* — Smith, Gambrell & Russell

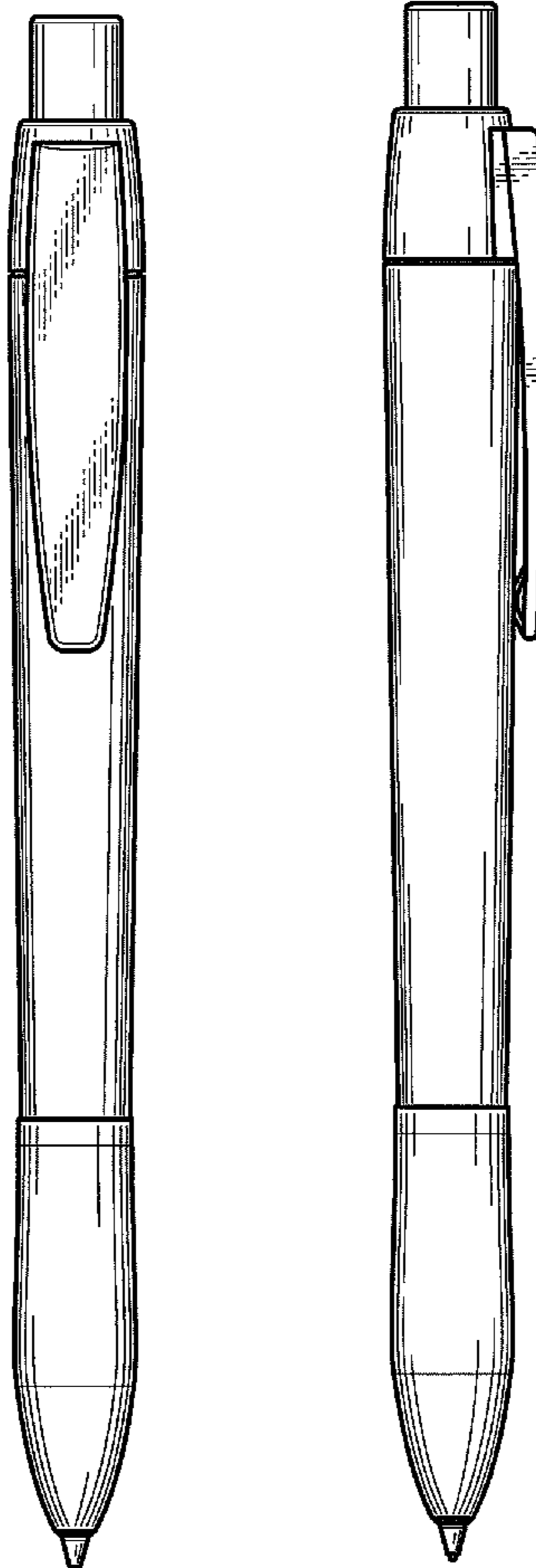
(57) **CLAIM**

The ornamental design for a ballpoint pen, as shown and described.

DESCRIPTION

FIG. 1 is a front view of a ballpoint pen of the present invention;
FIG. 2 is a rear view thereof;
FIG. 3 is a left side view thereof;
FIG. 4 is a right side view thereof;
FIG. 5 is a top plan view thereof; and,
FIG. 6 is a bottom view thereof.

1 Claim, 2 Drawing Sheets






FIG. 1

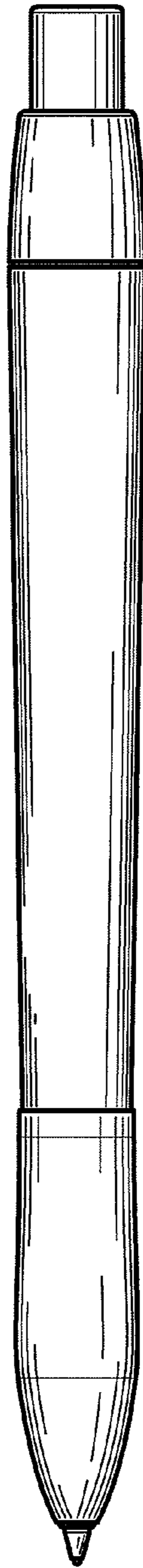


FIG. 2



FIG. 3

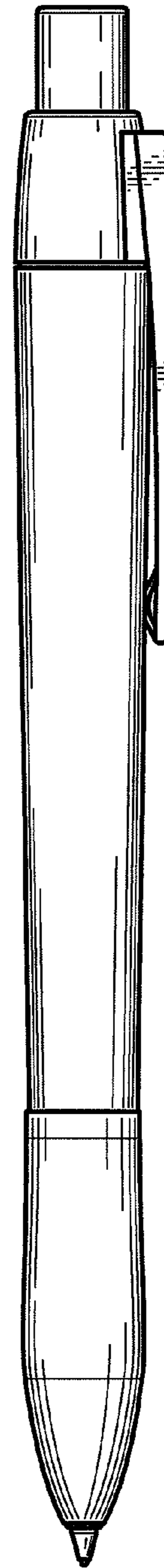


FIG. 4

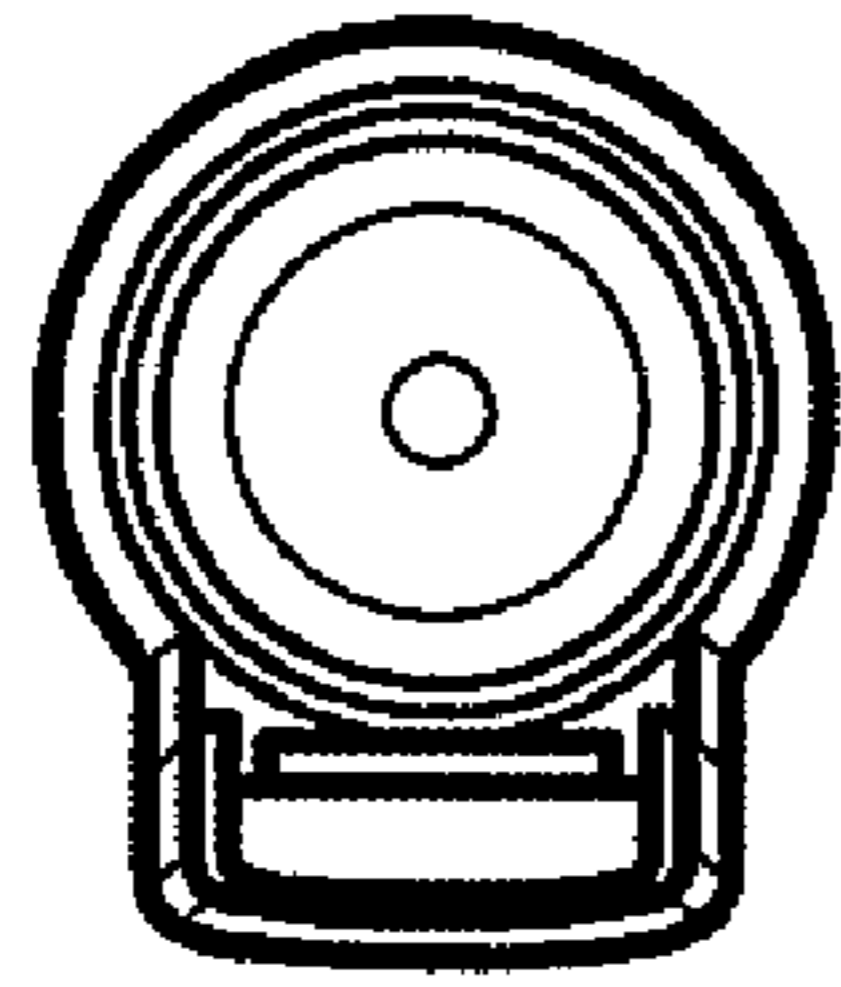


FIG. 5




FIG. 6