

US00D646715S

(12) **United States Design Patent**
Kim

(10) **Patent No.:** **US D646,715 S**

(45) **Date of Patent:** **** Oct. 11, 2011**

(54) **BALLPOINT PEN**

(75) Inventor: **Jewon Kim**, Daejon (KR)

(73) Assignee: **Dong-A Pencil Co., Ltd.**, Seoul (KR)

(**) Term: **14 Years**

(21) Appl. No.: **29/379,236**

(22) Filed: **Nov. 16, 2010**

(30) **Foreign Application Priority Data**

Aug. 26, 2010 (KR) 30-2010-0037301

(51) **LOC (9) Cl.** **19-06**

(52) **U.S. Cl.** **D19/50**

(58) **Field of Classification Search** D19/35,
D19/36, 41-51, 54-58; 24/10 R, 11 CC,
24/11 F, 11 P, 11 PP, 11 R; 401/52, 99-114,
401/192, 193, 195-198
See application file for complete search history.

(56) **References Cited**

U.S. PATENT DOCUMENTS

D410,030 S * 5/1999 Sunaga D19/48
D454,588 S * 3/2002 Takanashi D19/43
D472,577 S * 4/2003 Sakuno et al. D19/51

D495,002 S * 8/2004 Sung D19/51
D538,343 S * 3/2007 Morton et al. D19/50
D558,269 S * 12/2007 Takanashi D19/49
D562,389 S * 2/2008 Ikeda D19/48
D575,339 S * 8/2008 Daida D19/50
D587,752 S * 3/2009 Shimizu D19/50
D629,461 S * 12/2010 Shibata D19/49
2004/0056949 A1 * 3/2004 Lin 348/61

FOREIGN PATENT DOCUMENTS

WO DM/064517 * 6/2003

* cited by examiner

Primary Examiner — Elizabeth Albert

(74) *Attorney, Agent, or Firm* — Edwards Angell Palmer & Dodge LLP; Kongsik Kim

(57) **CLAIM**

The ornamental design for a ballpoint pen, as shown and described.

DESCRIPTION

FIG. 1 is a perspective view of a ballpoint pen according to the present invention.

FIG. 2 is a front view of the ballpoint pen of FIG. 1. A rear view is omitted since it is a mirror image of the front view.

FIG. 3 is a left side view of the ballpoint pen of FIG. 1.

FIG. 4 is a right side view of the ballpoint pen of FIG. 1.

FIG. 5 is a top view of the ballpoint pen of FIG. 1; and,

FIG. 6 is a bottom view of the ballpoint pen of FIG. 1.

1 Claim, 6 Drawing Sheets

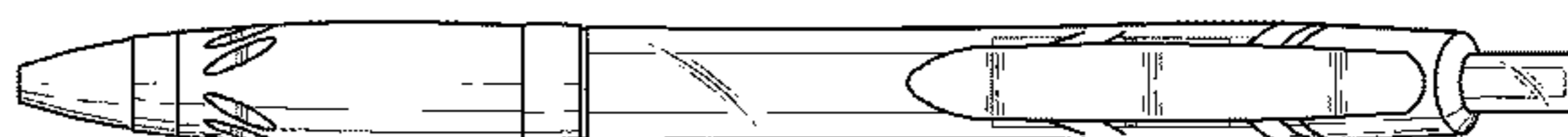
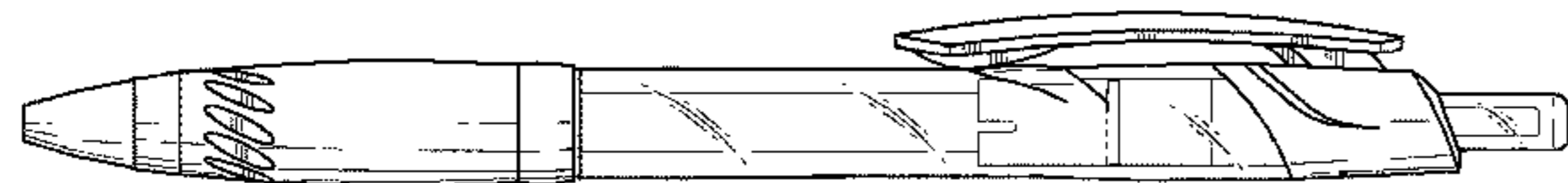


FIG. 1

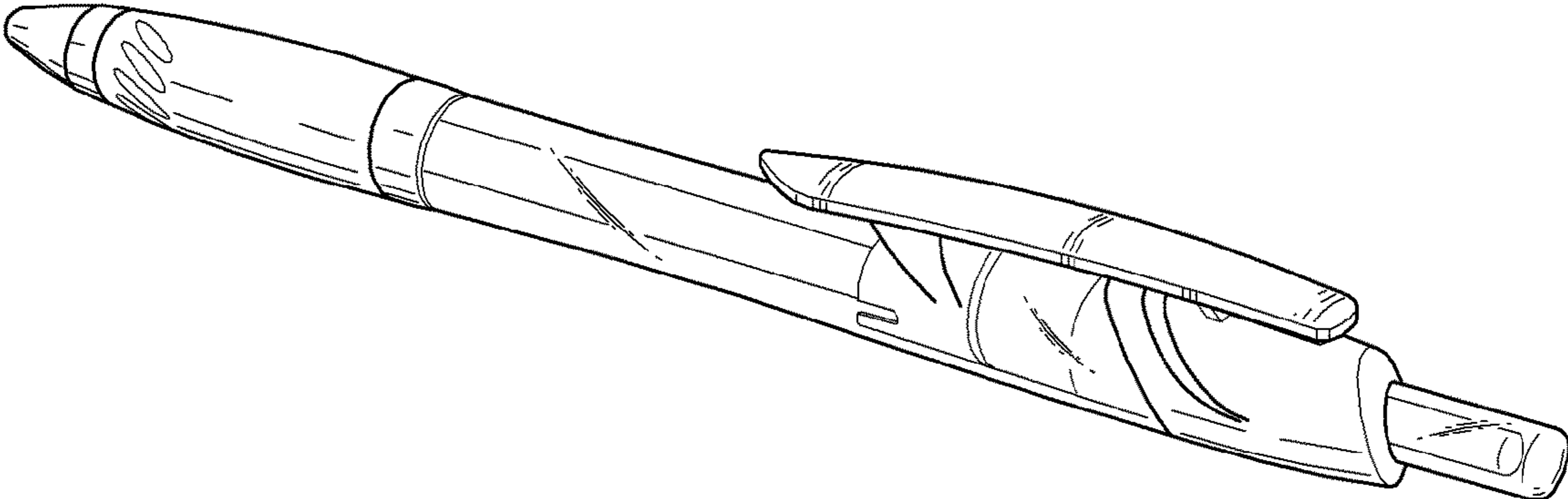


FIG. 2

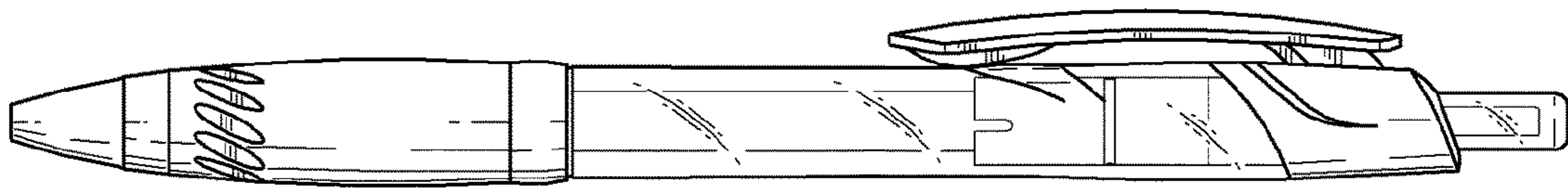


FIG. 3




FIG. 4

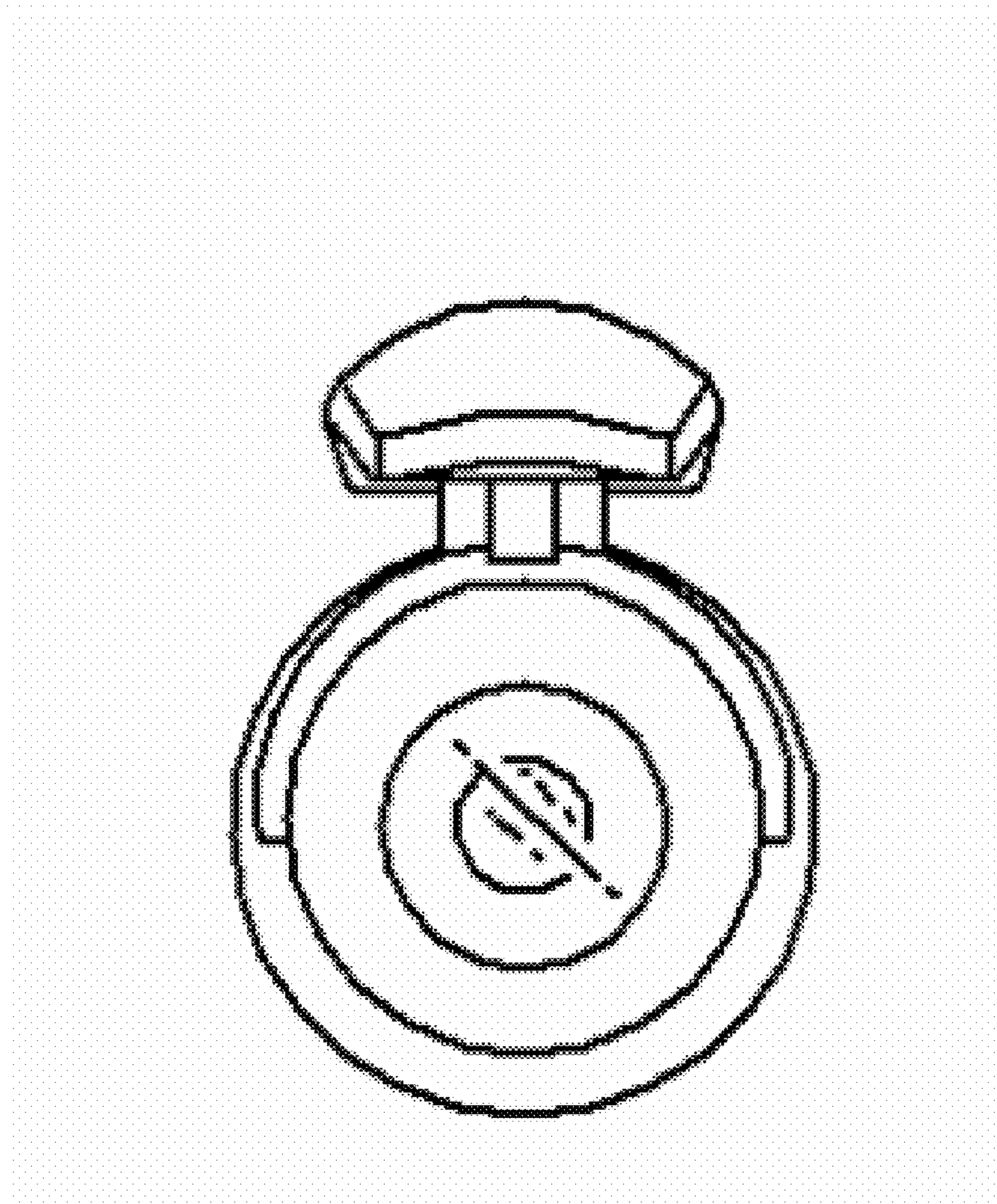


FIG. 5

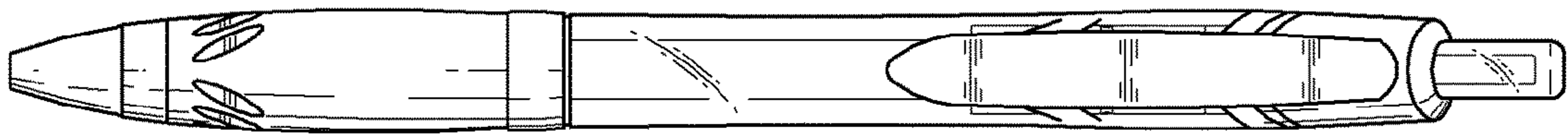


FIG. 6

