



US00D646714S

(12) **United States Design Patent**
Holm

(10) **Patent No.:** **US D646,714 S**

(45) **Date of Patent:** **** Oct. 11, 2011**

(54) **BARREL FOR WRITING INSTRUMENT**

(75) Inventor: **T. Reagan Holm**, Fairfield, NJ (US)

(73) Assignee: **Points of Light, Inc**, Fairfield, NJ (US)

(**) Term: **14 Years**

(21) Appl. No.: **29/370,902**

(22) Filed: **Sep. 20, 2010**

(51) **LOC (9) Cl.** **19-06**

(52) **U.S. Cl.** **D19/46**

(58) **Field of Classification Search** D14/411,
D14/431; D19/35.36, 41, 42, 43, 44, 45,
D19/46, 47, 48, 49, 50, 51, 54, 55, 56, 57;
D21/469; D26/37, 49; 24/11 F, 11 P, 11 R;
401/8, 34, 52, 99, 100, 104, 105, 106, 107,
401/108, 109, 112, 131, 192, 194, 195, 196
See application file for complete search history.

(56) **References Cited**

U.S. PATENT DOCUMENTS

298,767	A	*	5/1884	Morton	401/236
D52,639	S	*	11/1918	Davis	D11/160
1,708,915	A	*	4/1929	Deli	401/52
D82,309	S	*	10/1930	Bloser	D19/51
2,234,942	A	*	3/1941	Nichols	359/809
D132,641	S	*	6/1942	Sanders	D19/42
D154,610	S	*	7/1949	Kuhn	D19/46
2,502,328	A	*	3/1950	Kuhn	40/334
4,973,177	A	*	11/1990	Rose	401/52
D336,517	S	*	6/1993	McKeown	D24/133
D341,200	S	*	11/1993	Yoshimoto	D24/133
D345,028	S	*	3/1994	Alvarez Baranga	D26/99
D497,179	S	*	10/2004	Chen	D19/36
D497,638	S	*	10/2004	Chen	D19/36
D588,195	S	*	3/2009	Booker	D19/51
D594,583	S	*	6/2009	Puglisi	D26/49

D601,197	S	*	9/2009	Zhang	D19/48
D613,794	S		4/2010	Puglisi		
D626,590	S		11/2010	Puglisi		
D626,998	S	*	11/2010	Puglisi	D19/54
D628,645	S	*	12/2010	Zhang	D19/51
2009/0136283	A1	*	5/2009	Diamond	401/99

FOREIGN PATENT DOCUMENTS

EM	000343306-0001	*	7/2005
EM	000844105-0001	*	1/2008
KR	300465247.0000	*	10/2007
KR	300530105.0000	*	6/2009
KR	300569610.0000	*	8/2010

* cited by examiner

Primary Examiner — Elizabeth Albert

Assistant Examiner — Karen E Eldridge Powers

(74) *Attorney, Agent, or Firm* — Howard C Miskin, Esq.;
Gloria Tsui-Yip, Esq.

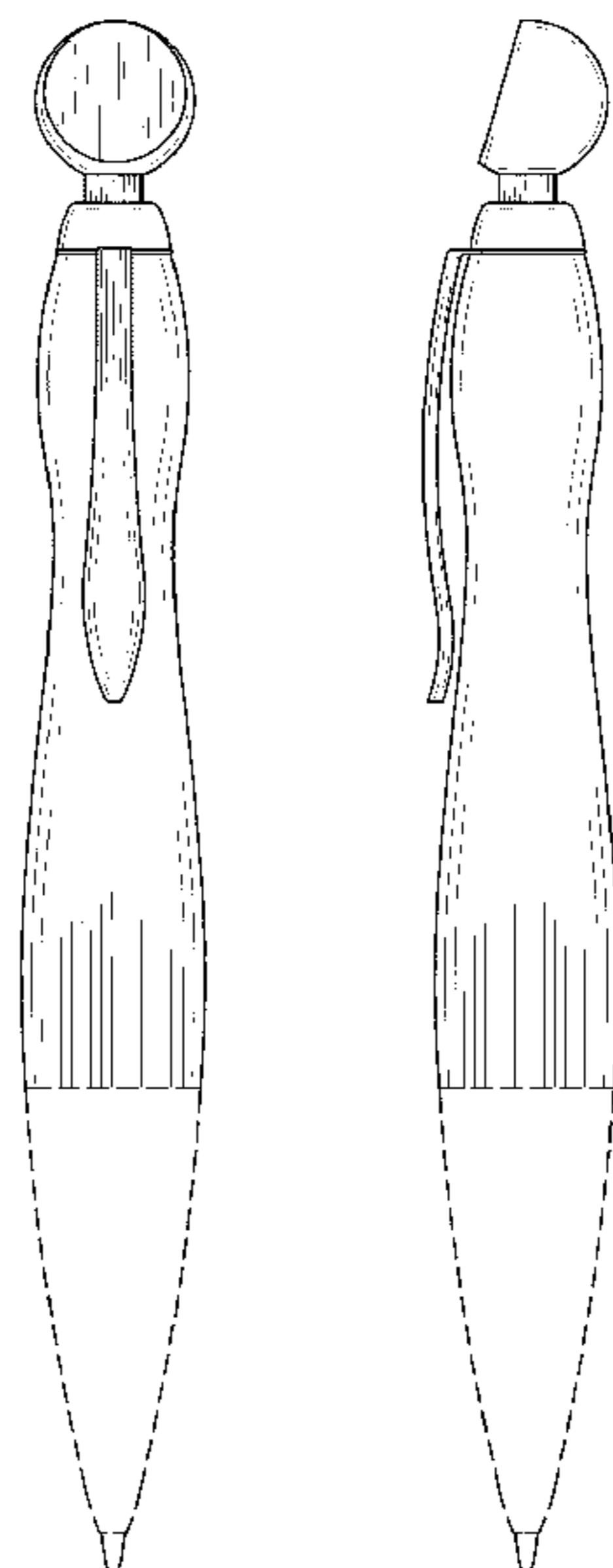
(57) **CLAIM**

The ornamental design for a barrel for writing instrument, as shown and described.

DESCRIPTION

FIG. 1 is a perspective view of my new design;
FIG. 2 is a front elevational view thereof;
FIG. 3 is a right side view thereof; the left side view being a minor image;
FIG. 4 is a rear elevational view thereof;
FIG. 5 is a top view thereof; and,
FIG. 6 is a bottom view thereof.
The horizontal line extending across the barrel of the writing instrument defines the bounds of the claimed design. The outline of a writing instrument shown in dashed lines in FIGS. 1, 2, 3, 4 and 6 illustrates environmental matter. None of the dashed-line subject matter forms a part of the claimed design.

1 Claim, 2 Drawing Sheets



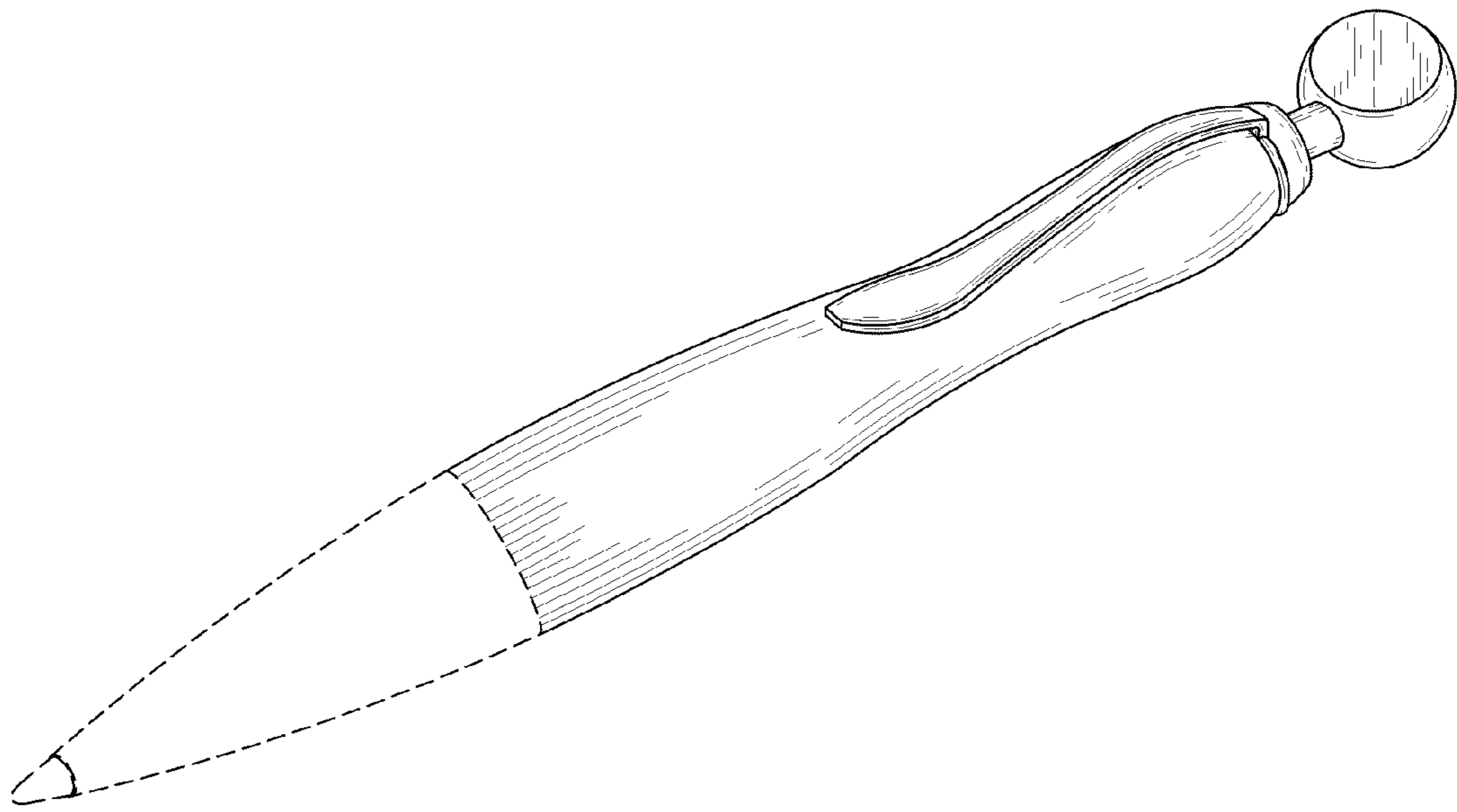


FIG. 1

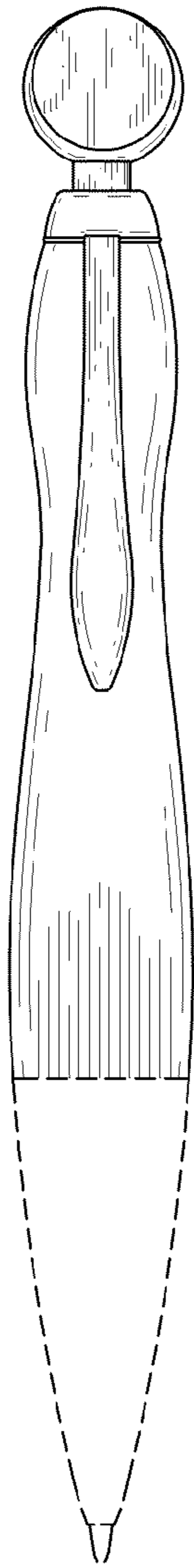


FIG. 2

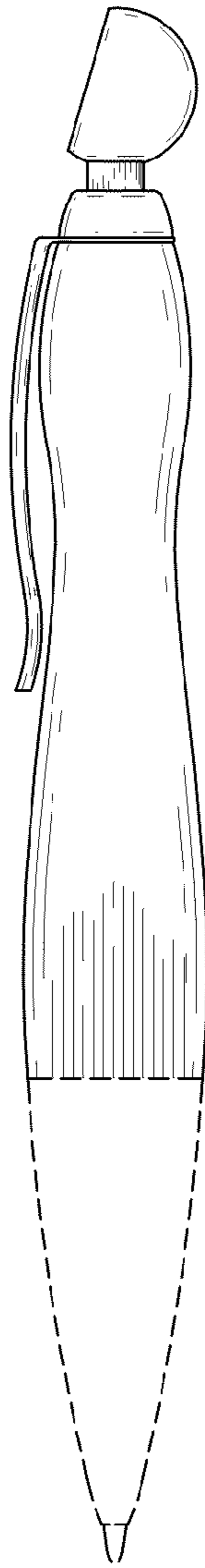


FIG. 3

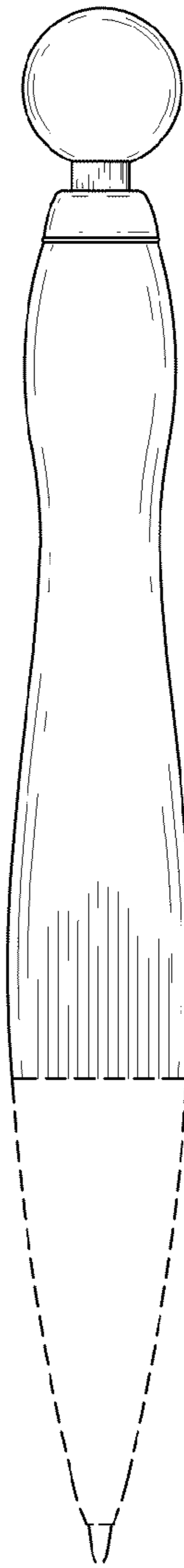


FIG. 4

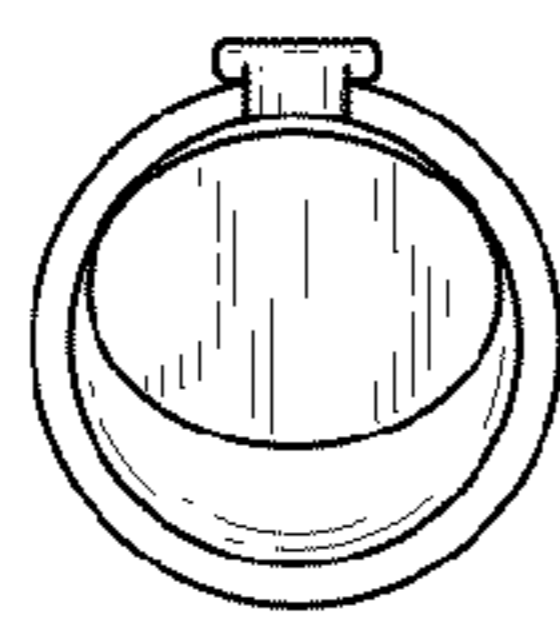


FIG. 5

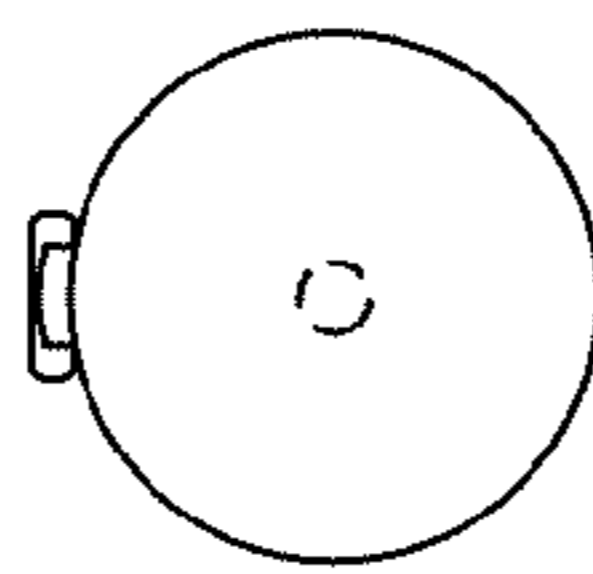


FIG. 6