



US00D646684S

(12) **United States Design Patent**
Tierney et al.

(10) **Patent No.:** **US D646,684 S**

(45) **Date of Patent:** **** *Oct. 11, 2011**

- (54) **STAND FOR A VIDEO DISPLAY**
- (75) Inventors: **Julie E. Tierney**, Shrewsbury, MA (US);
Richard J. Carbone, Sterling, MA
(US); **John Arthur Lee, Jr.**,
Framingham, MA (US)
- (73) Assignee: **Bose Corporation**, Framingham, MA
(US)
- (**) Term: **14 Years**
- (21) Appl. No.: **29/364,729**
- (22) Filed: **Jun. 28, 2010**
- (51) **LOC (9) Cl.** **08-07**
- (52) **U.S. Cl.** **D14/451**
- (58) **Field of Classification Search** D14/447,
D14/451, 452, 239, 432, 434, 439, 448, 457,
D14/251, 253, 224, 224.1, 126, 127, 371,
D14/373, 374, 375; D8/363, 373, 380; 248/917,
248/918, 919, 920, 921, 922, 923, 924, 441.1,
248/460, 122.1, 125.7, 371, 176.1, 176.3,
248/222.52, 276.1, 324; 361/679.06, 679.04,
361/679.21, 679.22, 679.56
See application file for complete search history.

- D543,163 S 5/2007 Yang et al.
- D543,208 S * 5/2007 Kita D14/451
- D547,740 S 7/2007 Otani
- D548,206 S 8/2007 Han
- D548,226 S * 8/2007 Ohba et al. D14/239
- D548,227 S * 8/2007 Wang et al. D14/239
- D548,228 S * 8/2007 Tanigawa et al. D14/239
- D548,707 S 8/2007 Lee
- D550,221 S * 9/2007 Chen et al. D14/375
- D552,090 S * 10/2007 Kita D14/239
- D558,743 S * 1/2008 Isshiki D14/239
- D564,463 S 3/2008 Chen et al.
- D564,467 S 3/2008 Ju et al.
- D570,312 S 6/2008 Kita
- D570,313 S 6/2008 Shih et al.
- D572,682 S 7/2008 Won et al.
- D572,684 S 7/2008 Suzuki et al.
- D580,384 S 11/2008 Katayama et al.
- D603,816 S 11/2009 Kim et al.

(Continued)

FOREIGN PATENT DOCUMENTS

WO D043804-008 * 6/1998

Primary Examiner — Angela J Lee

(57) **CLAIM**

The ornamental design for a stand for a video display, as shown and described.

DESCRIPTION


FIG. 1 is a perspective view of a stand for a video display as seen from the front, bottom and left side;
 FIG. 2 is a front view thereof;
 FIG. 3 is a rear view thereof;
 FIG. 4 is a top view thereof;
 FIG. 5 is a bottom view thereof;
 FIG. 6 is a left side view thereof; and
 FIG. 7 is a right side view thereof.
 The broken lines shown in the Figures are for illustrative purposes only and form no part of the claimed design.

1 Claim, 6 Drawing Sheets

(56) **References Cited**

U.S. PATENT DOCUMENTS

- 2,368,882 A 2/1945 Rose
- 2,890,010 A 6/1959 Barkheimer
- 4,998,702 A 3/1991 Reuter et al.
- 6,096,476 A 8/2000 Yanagida et al.
- D449,601 S 10/2001 Baldwin et al.
- D483,362 S * 12/2003 Lian et al. D14/375
- D517,550 S * 3/2006 Depay et al. D14/375
- D523,855 S * 6/2006 Zhang et al. D14/375
- D529,912 S 10/2006 Chen et al.
- D533,525 S 12/2006 Arie
- D541,241 S * 4/2007 Bloem D14/126
- D542,746 S 5/2007 Kim
- D542,747 S 5/2007 Kim et al.



US D646,684 S

Page 2

U.S. PATENT DOCUMENTS							
				7,775,494	B2 *	8/2010	Yen et al. 248/284.1
D605,149	S	12/2009	Kim et al.	D629,371	S	12/2010	Lim et al.
D605,150	S	12/2009	Kim	D629,374	S	12/2010	Fujii et al.
D610,560	S	2/2010	Chen	2003/0030620	A1	2/2003	Baldwin et al.
D618,693	S *	6/2010	Huang D14/451	2003/0141422	A1	7/2003	Lee et al.
D620,461	S	7/2010	Han et al.	2004/0155166	A1	8/2004	Kim
D621,374	S	8/2010	Kim et al.				

* cited by examiner




FIG. 1

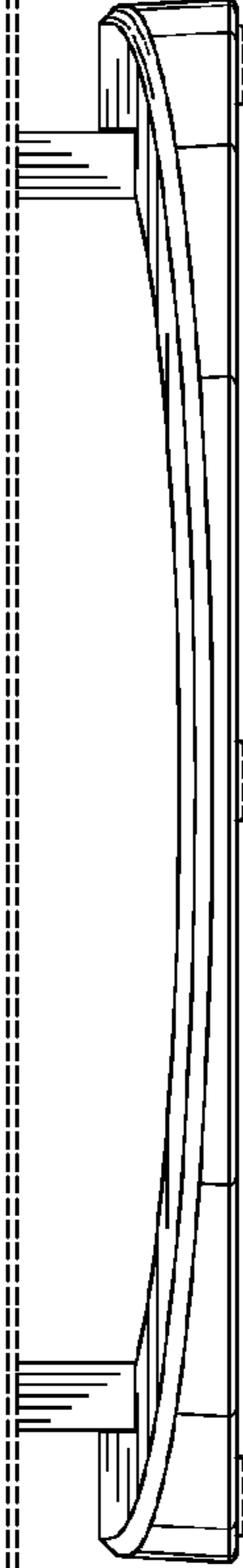



FIG. 2

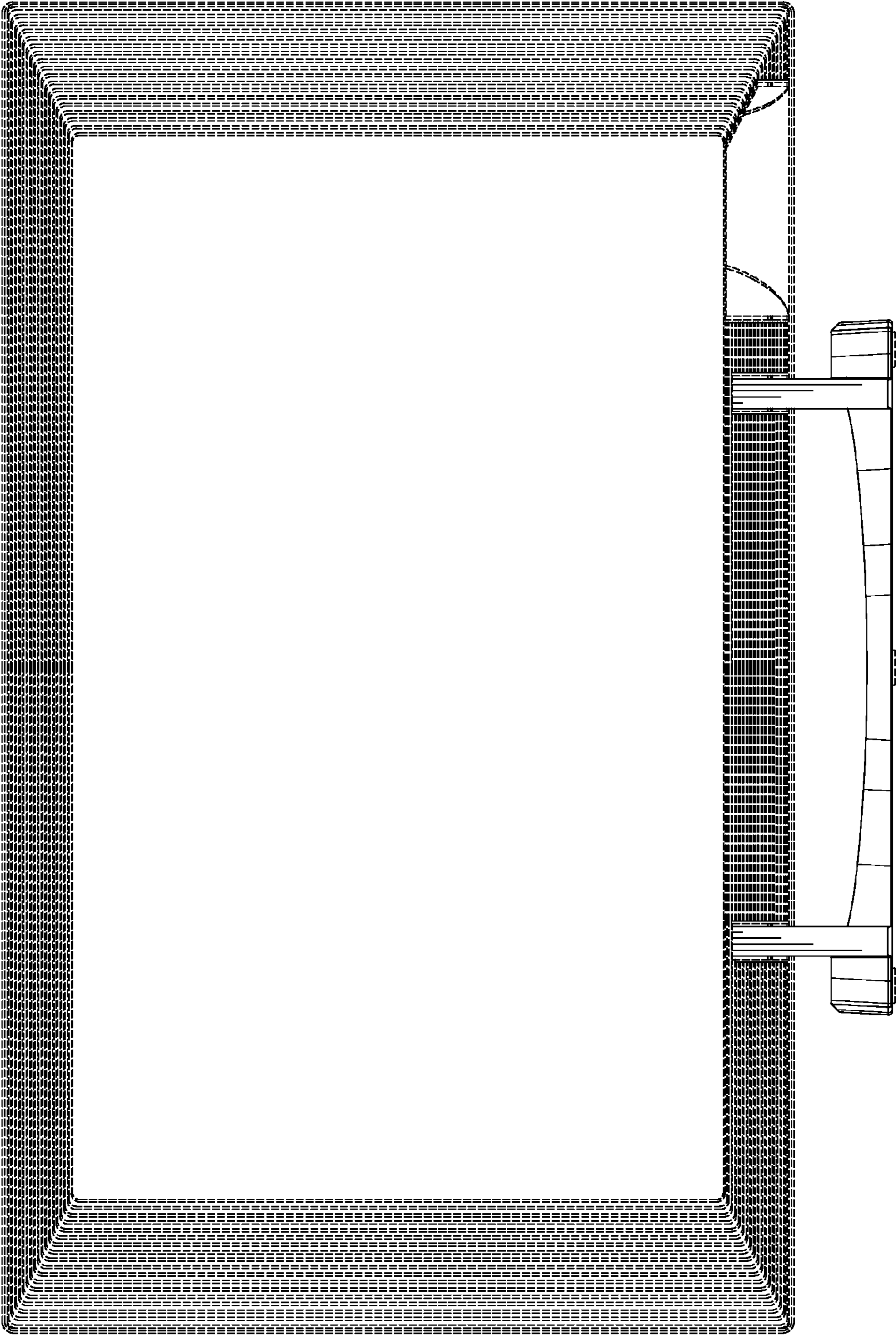


FIG. 3

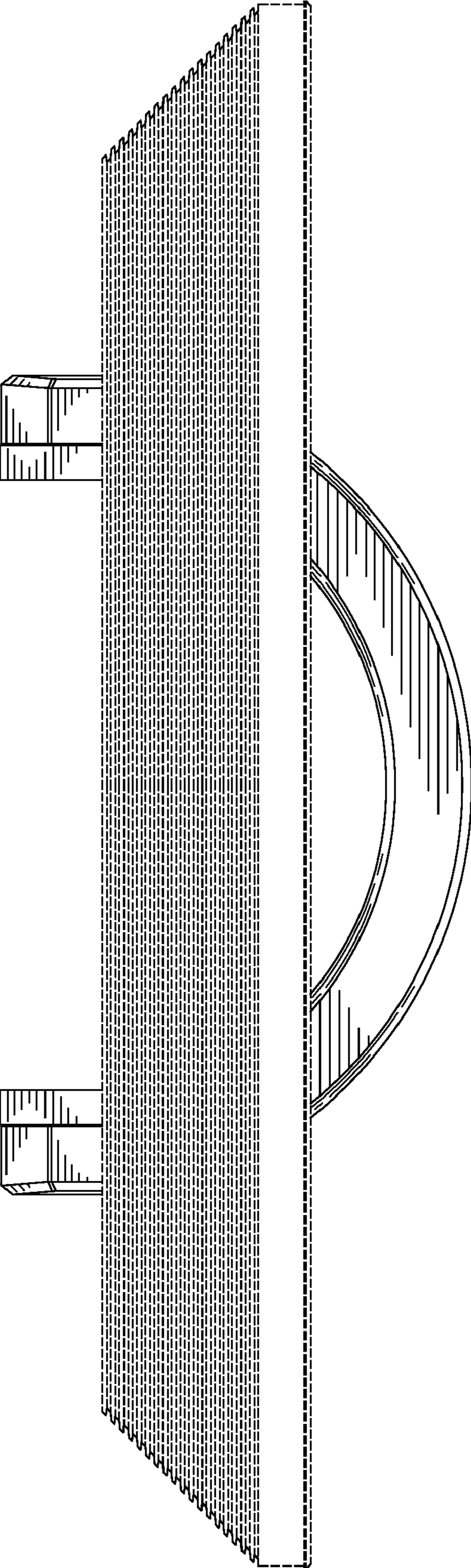


FIG. 4

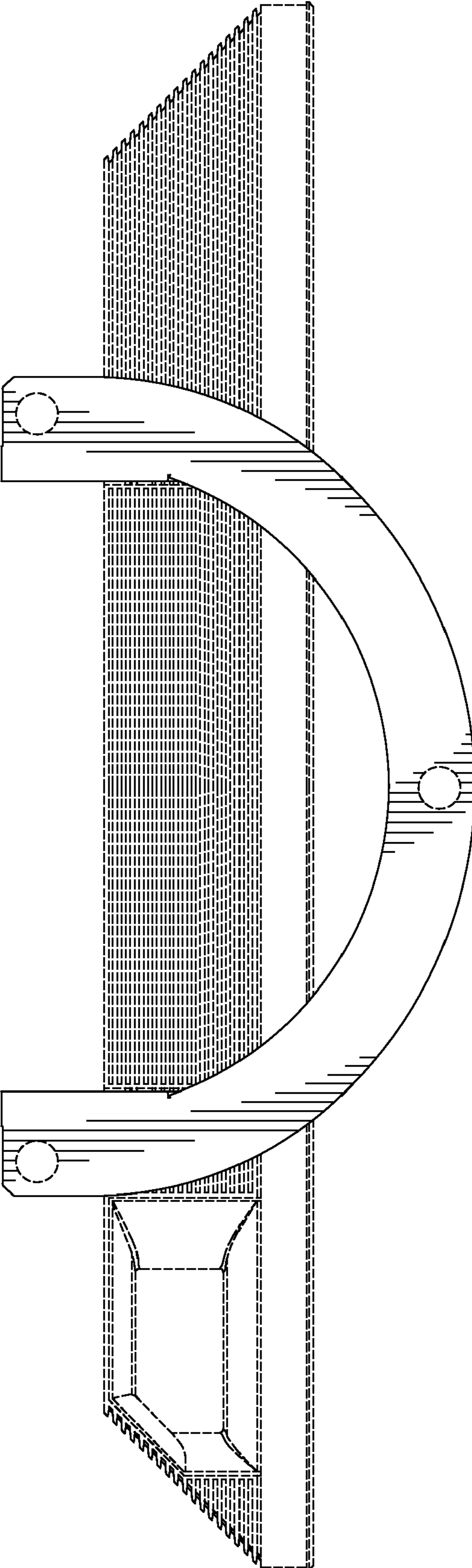


FIG. 5

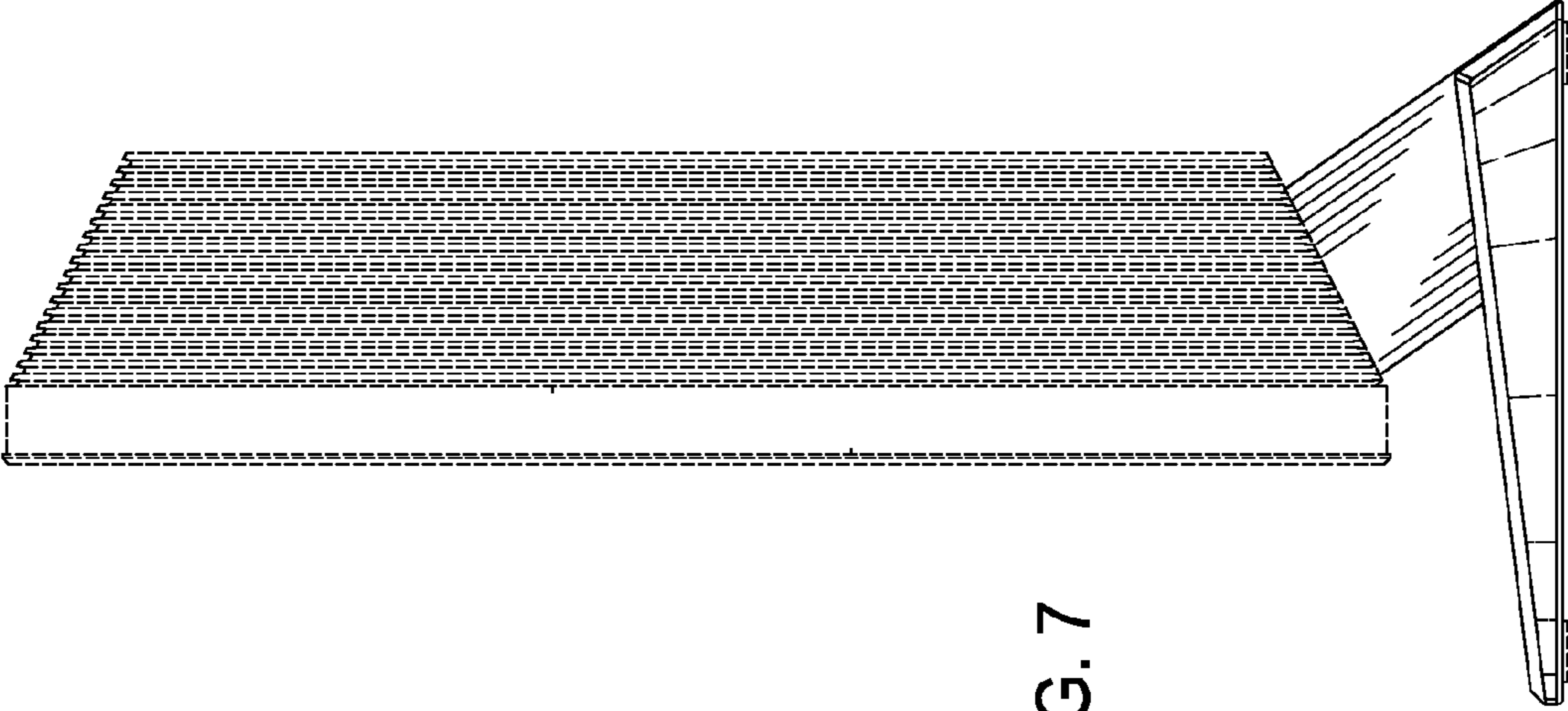


FIG. 7

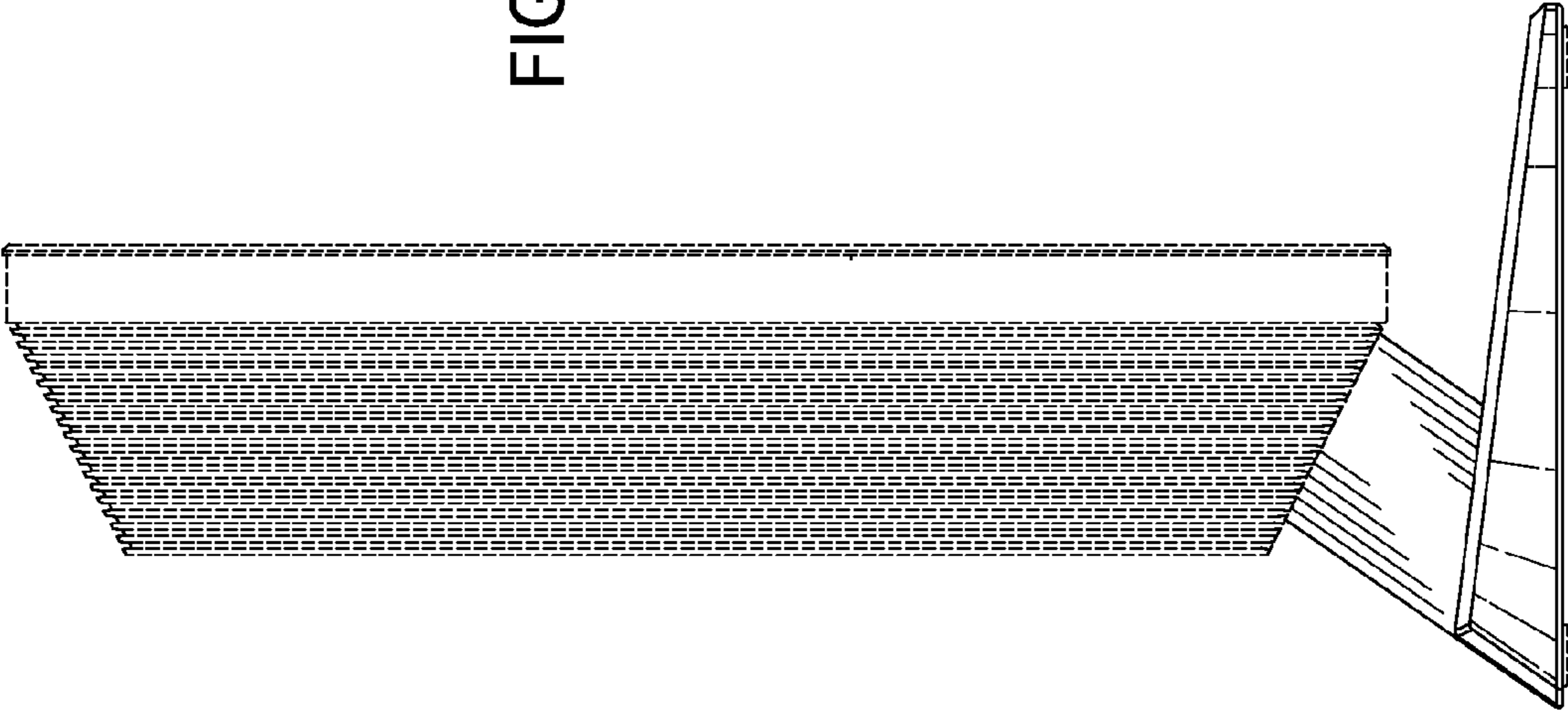


FIG. 6