



US00D646681S

(12) **United States Design Patent**  
**Daniel et al.**

(10) **Patent No.:** **US D646,681 S**  
(45) **Date of Patent:** **\*\* Oct. 11, 2011**

(54) **ELECTRONIC INPUT DEVICE**  
(75) Inventors: **Isaac S. Daniel**, Miramar, FL (US);  
**Basel H. Saleh**, Miramar, FL (US)  
(73) Assignee: **Lead Technology Capital**  
**Management, LLC**, Miramar, FL (US)

D442,588 S \* 5/2001 Lo ..... D14/392  
D443,270 S \* 6/2001 Lo ..... D14/392  
D486,488 S \* 2/2004 Olodort et al. .... D14/396  
D487,267 S \* 3/2004 Wei ..... D14/396  
D491,181 S \* 6/2004 Asadibagheri ..... D14/392  
D496,664 S \* 9/2004 Jones et al. .... D14/396  
D503,714 S \* 4/2005 Tritschler et al. .... D14/398  
D540,790 S \* 4/2007 Kim et al. .... D14/345

(\*\*) Term: **14 Years**

\* cited by examiner

(21) Appl. No.: **29/377,381**

*Primary Examiner* — Freda Nunn

(22) Filed: **Oct. 20, 2010**

(74) *Attorney, Agent, or Firm* — Alberto Interian, III, Esq.

(51) **LOC (9) Cl.** ..... **14-02**

(52) **U.S. Cl.** ..... **D14/392**

(58) **Field of Classification Search** ..... D14/315-327,  
D14/391-399; D18/1, 7; 235/145 A, 145 R;  
345/104, 156, 168, 169; D19/60; 248/442.2;  
361/679.08, 679.09, 679.15; 341/20, 22,  
341/23; 400/489, 492

See application file for complete search history.

(57) **CLAIM**

The ornamental design for an electronic input device, as shown and described.

(56) **References Cited**


**DESCRIPTION**

**U.S. PATENT DOCUMENTS**

D360,193 S \* 7/1995 Franzen ..... D14/331  
5,712,760 A \* 1/1998 Coulon et al. .... 361/679.15  
5,793,359 A \* 8/1998 Ushikubo ..... 345/169

FIG. 1 is a front perspective view of the electronic input device;  
FIG. 2 is a rear view thereof;  
FIG. 3 is a front view thereof;  
FIG. 4 is a left side view thereof;  
FIG. 5 is a right side view thereof;  
FIG. 6 is a top plan view thereof; and,  
FIG. 7 is a bottom plan view thereof.

**1 Claim, 5 Drawing Sheets**



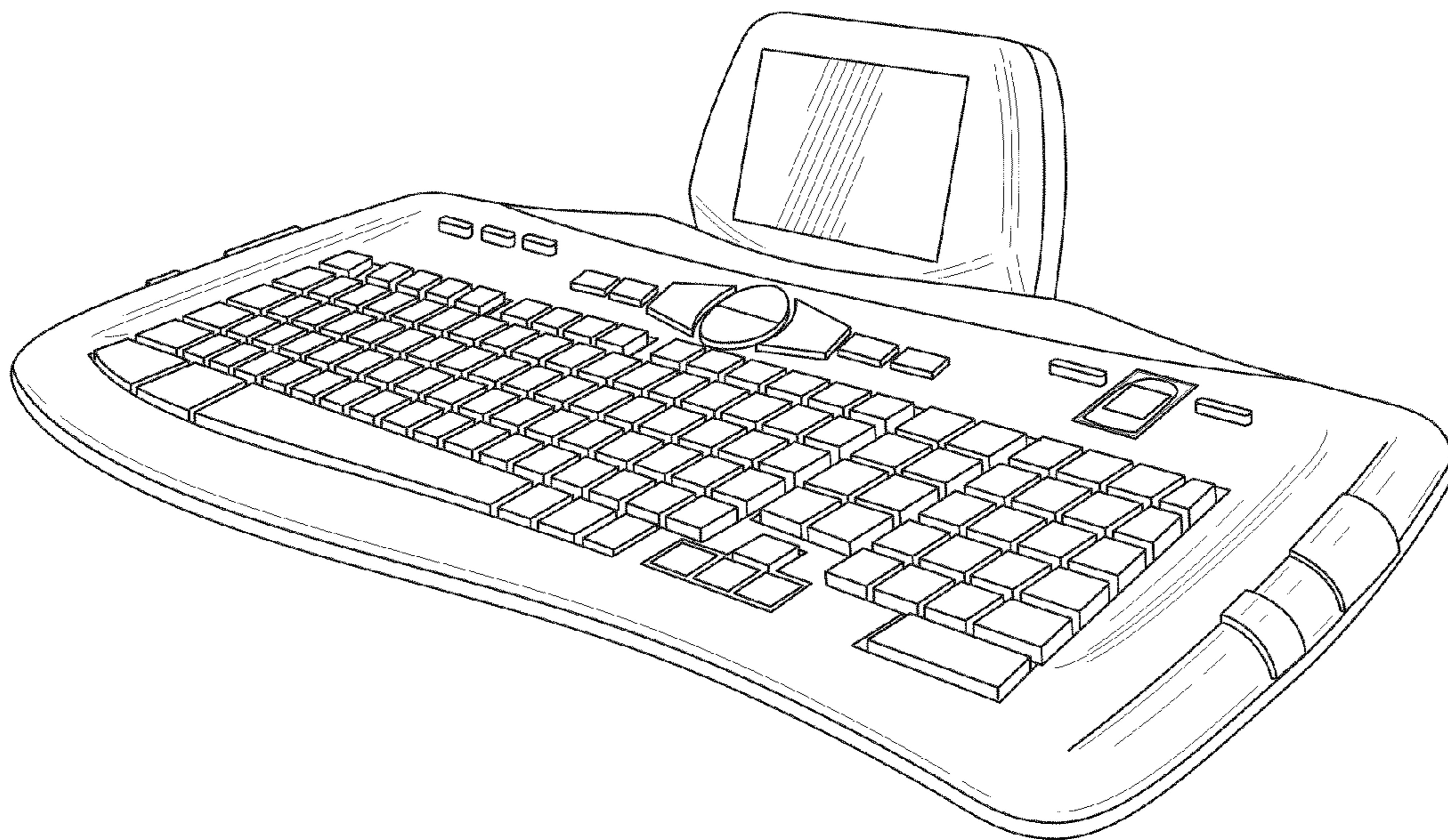


FIG. 1




FIG. 2

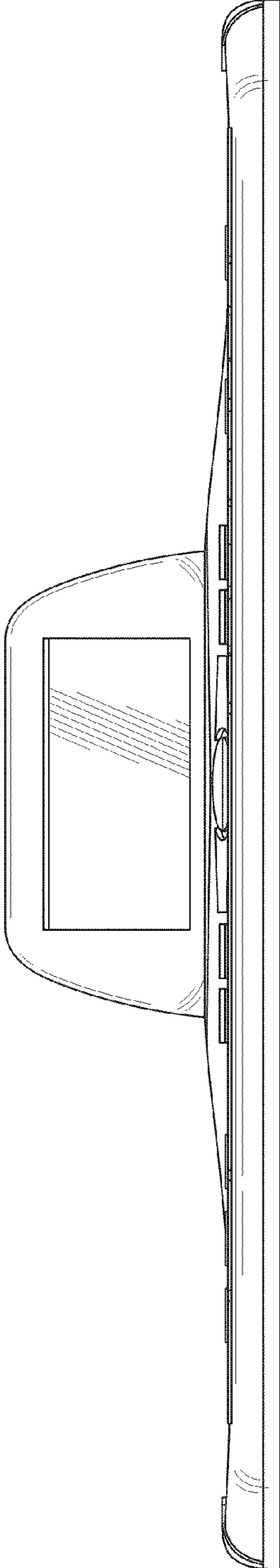
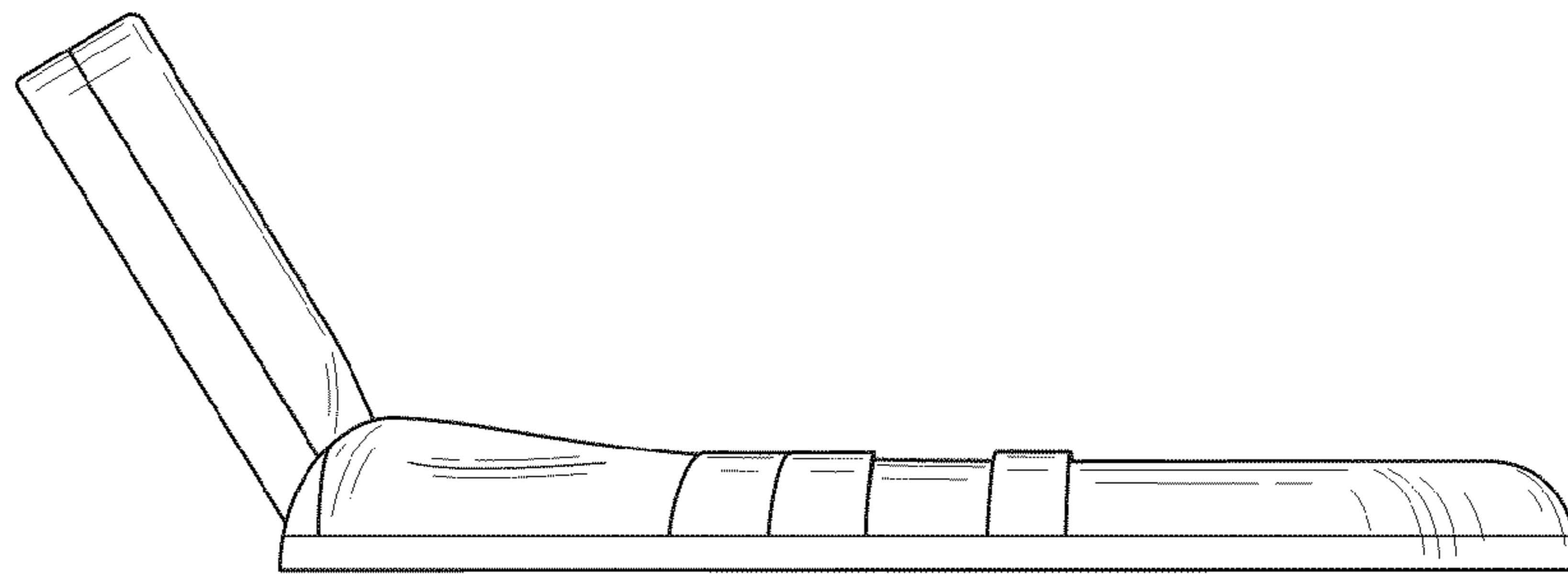
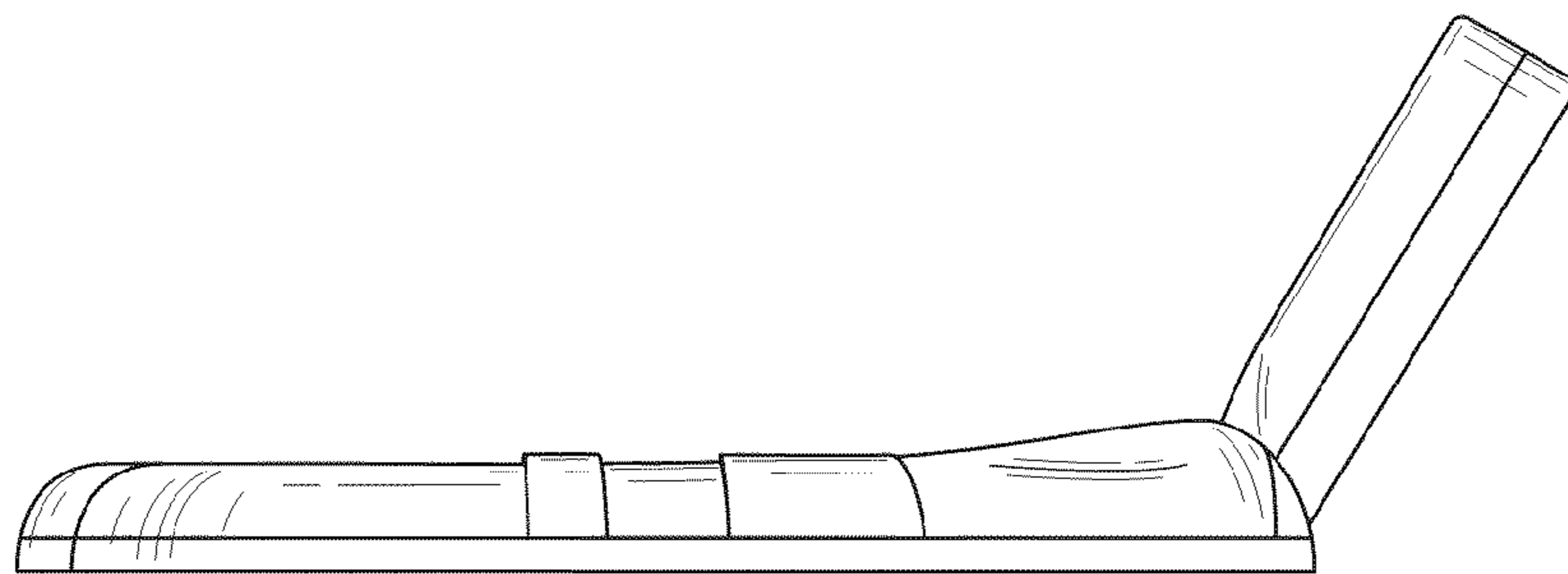


FIG. 3



**FIG. 4**



**FIG. 5**

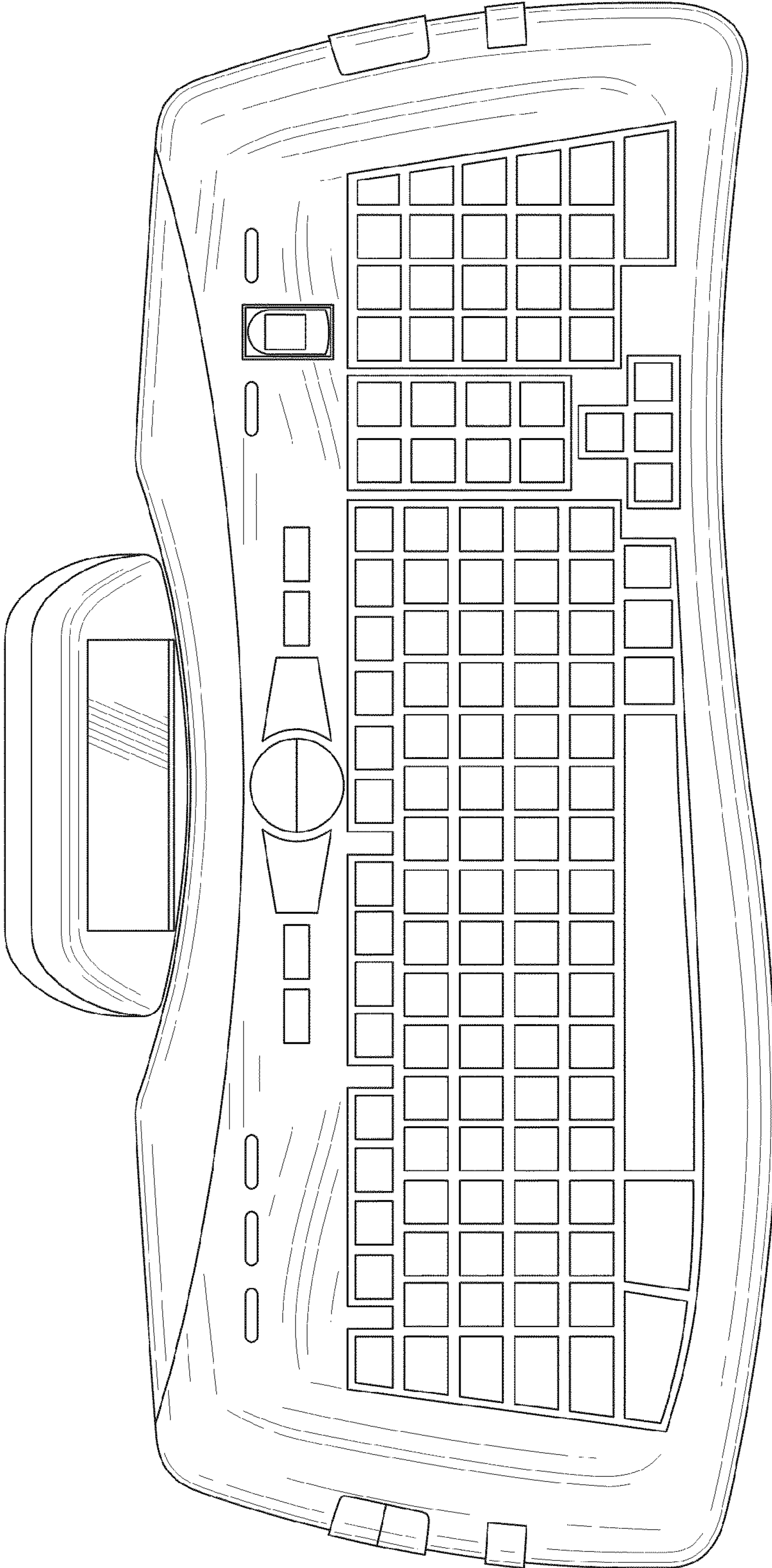


FIG. 6

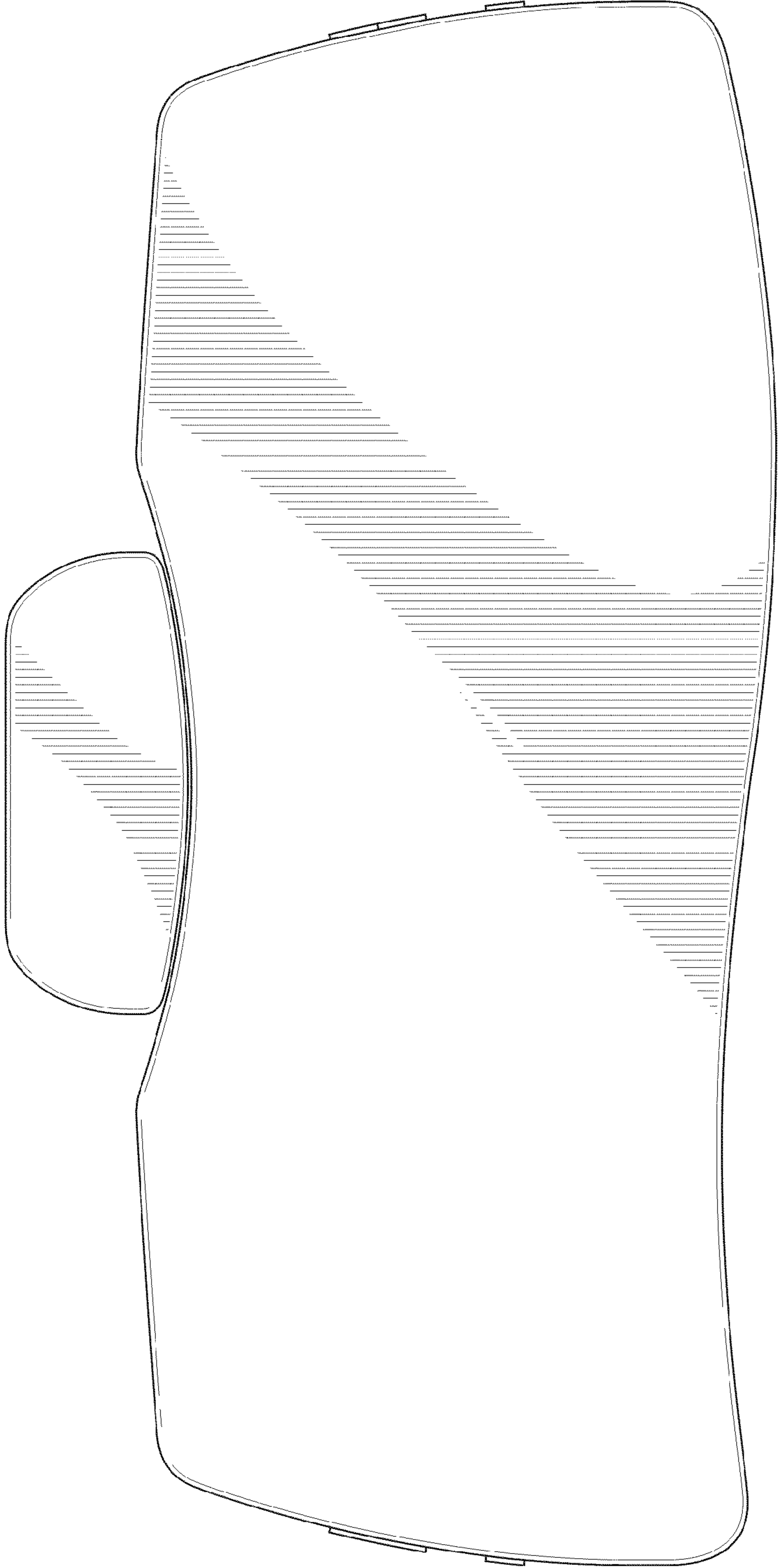


FIG. 7