



US00D646664S

(12) **United States Design Patent**
Lee

(10) **Patent No.:** **US D646,664 S**
(45) **Date of Patent:** **** Oct. 11, 2011**

(54) **PORTABLE MEDIA PLAYER**

(75) Inventor: **Johann Lee**, Syosset, NY (US)

(73) Assignee: **Coby Electronics Corporation**, Lake Success, NY (US)

(**) Term: **14 Years**

(21) Appl. No.: **29/381,550**

(22) Filed: **Dec. 20, 2010**

(51) **LOC (9) Cl.** **14-03**

(52) **U.S. Cl.** **D14/203.7; D14/496; D14/203.3**

(58) **Field of Classification Search** D14/496,
D14/401, 435, 474, 483, 217, 137, 138, 160,
D14/168, 356, 203.1–203.8, 507; 345/156,
345/169, 173–179, 905; 715/727–729, 864;
710/1, 5, 8; 713/1, 600; 455/1.1, 1.7, 73,
455/344–347, 93, 95, 3.01–3.06, 550.1, 573.1;
370/342–344; 369/1, 2, 6–12; 463/43–47;
273/148 B

See application file for complete search history.

(56) **References Cited**

U.S. PATENT DOCUMENTS

6,122,526	A *	9/2000	Parulski et al.	455/556.1
6,297,795	B1 *	10/2001	Kato et al.	345/684
6,977,675	B2 *	12/2005	Kotzin	348/208.2
D554,149	S *	10/2007	Kim	D14/496
D555,170	S *	11/2007	Dai	D14/496
D581,430	S *	11/2008	Lee	D14/496

D602,000	S *	10/2009	Oh et al.	D14/203.7
D626,110	S *	10/2010	Kim	D14/203.7
D629,384	S *	12/2010	Lee	D14/203.7

* cited by examiner

Primary Examiner — Prabhakar Deshmukh

(74) *Attorney, Agent, or Firm* — Mayer Brown LLP

(57) **CLAIM**

The ornamental design for a portable media player, as shown and described.

DESCRIPTION

A portion of the disclosure of this patent document contains material to which a claim for copyright is made. The copyright owner has no objection to the facsimile reproduction by anyone of the patent document or the patent disclosure, as it appears in the Patent and Trademark Office patent file or records, but reserves all other copyright rights whatsoever.

FIG. 1 is a top front perspective view of a portable media player according to an embodiment of my new design;

FIG. 2 is a front view thereof;

FIG. 3 is a rear view thereof;

FIG. 4 is a right side view thereof;

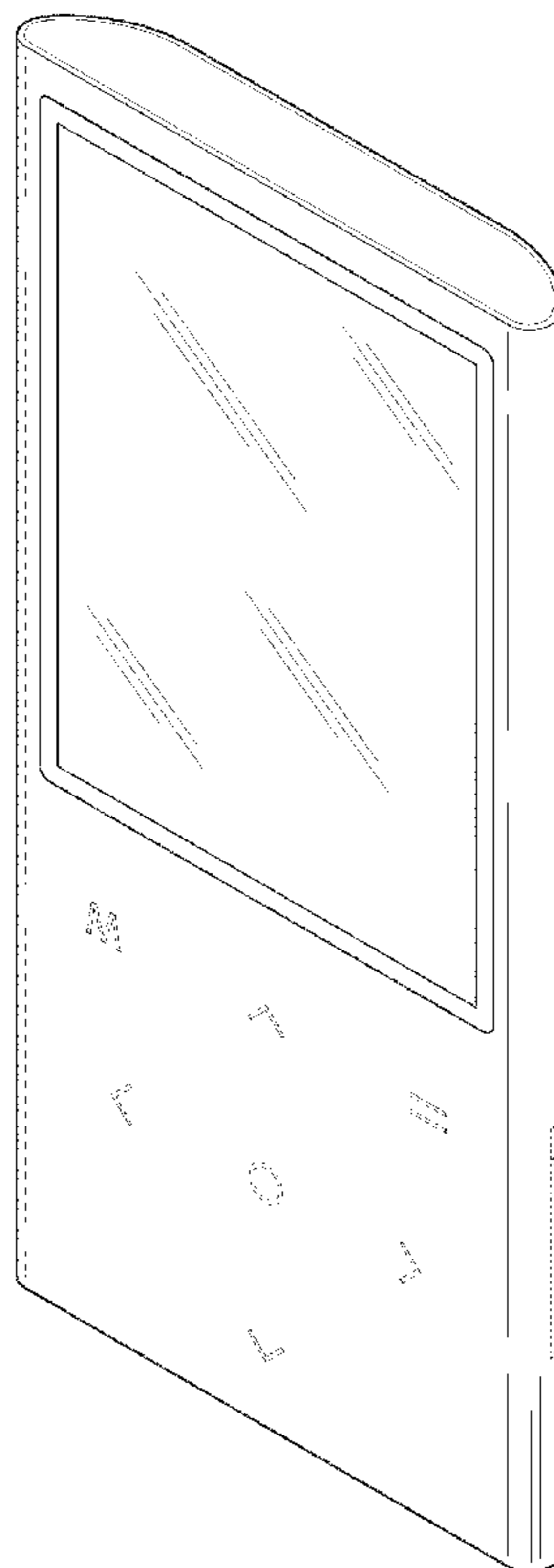
FIG. 5 is a left side view thereof;

FIG. 6 is a top view thereof; and,

FIG. 7 is a bottom view thereof.

The broken lines and shading lines throughout the figures are for illustrative purposes or to show contour only and form no part of the claimed design.

1 Claim, 3 Drawing Sheets



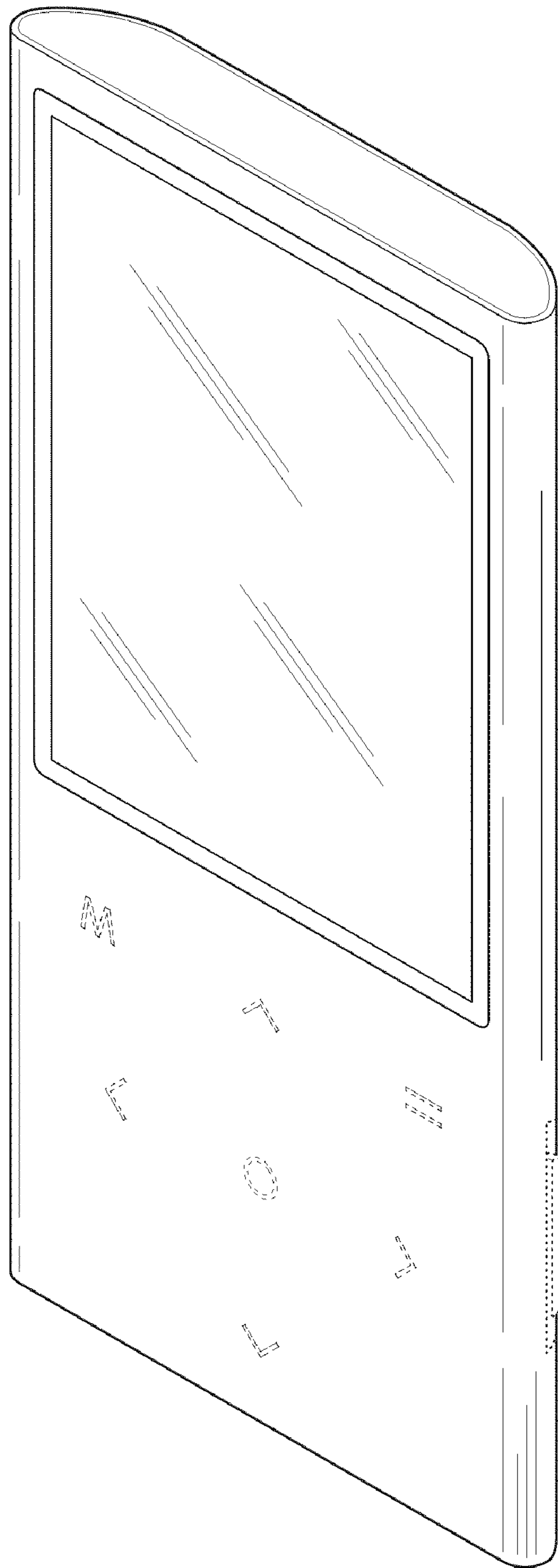


FIG. 1




FIG. 2




FIG. 3



FIG. 4




FIG. 5




FIG. 6




FIG. 7