



US00D646629S

(12) **United States Design Patent**
Yoshikawa

(10) **Patent No.:** **US D646,629 S**

(45) **Date of Patent:** **** Oct. 11, 2011**

(54) **TREAD PORTION OF AN AUTOMOBILE TIRE**

(75) Inventor: **Yusuke Yoshikawa**, Tokyo (JP)

(73) Assignee: **Bridgestone Corporation**, Tokyo (JP)

(**) Term: **14 Years**

(21) Appl. No.: **29/343,393**

(22) Filed: **Sep. 11, 2009**

(30) **Foreign Application Priority Data**

Mar. 16, 2009 (JP) 2009-005837

(51) **LOC (9) Cl.** **12-15**

(52) **U.S. Cl.** **D12/600; D12/588; D12/900; D12/901**

(58) **Field of Classification Search** D12/500, D12/502, 503, 568, 571, 574, 577-579, 586-604, D12/900, 901; 152/209.1, 209.3, 209.18, 152/209.19, 209.22, 209.25, 209.27, 209.28
See application file for complete search history.

(56) **References Cited**

U.S. PATENT DOCUMENTS

4,481,991	A *	11/1984	Pieper	152/209.25
D288,081	S *	2/1987	Tsukagoshi et al.	D12/602
D316,990	S *	5/1991	Adam et al.	D12/590
D346,347	S *	4/1994	Himuro et al.	D12/602
D368,244	S *	3/1996	Killian	D12/600
D516,015	S	2/2006	Ikeda		
D622,211	S *	8/2010	Maus et al.	D12/579

OTHER PUBLICATIONS

Goodyear Unisteel G291 Tire; 2005 Tread Design Guide, p. 74, Row 3, Item 3.*

Hankook AH10 Tire; 2005 Tread Design Guide, p. 115, Row 1, Item 5.*

BFGoodrich ST220 Tire; 2006 Tread Design Guide, p. 102, Row 1, Item 2.*

* cited by examiner

Primary Examiner — Garth Rademaker

(74) *Attorney, Agent, or Firm* — Sughrue Mion, PLLC

(57) **CLAIM**

The ornamental design for a tread portion of an automobile tire, as shown and described.

DESCRIPTION

FIG. 1 is a front view of a tread portion of an automobile tire according to the present invention; FIG. 2 is a perspective view thereof; FIG. 3 is a left side view thereof; and, FIG. 4 is a fragmentary enlarged view showing the details of the tread portion.

The evenly-spaced broken lines shown in the drawings are for the purpose of showing environmental structure only and form no part of the claimed design. The dashed-dotted broken lines in the drawings are used to show the boundary between claimed and unclaimed subject matter and form no part of the claimed design.

1 Claim, 4 Drawing Sheets

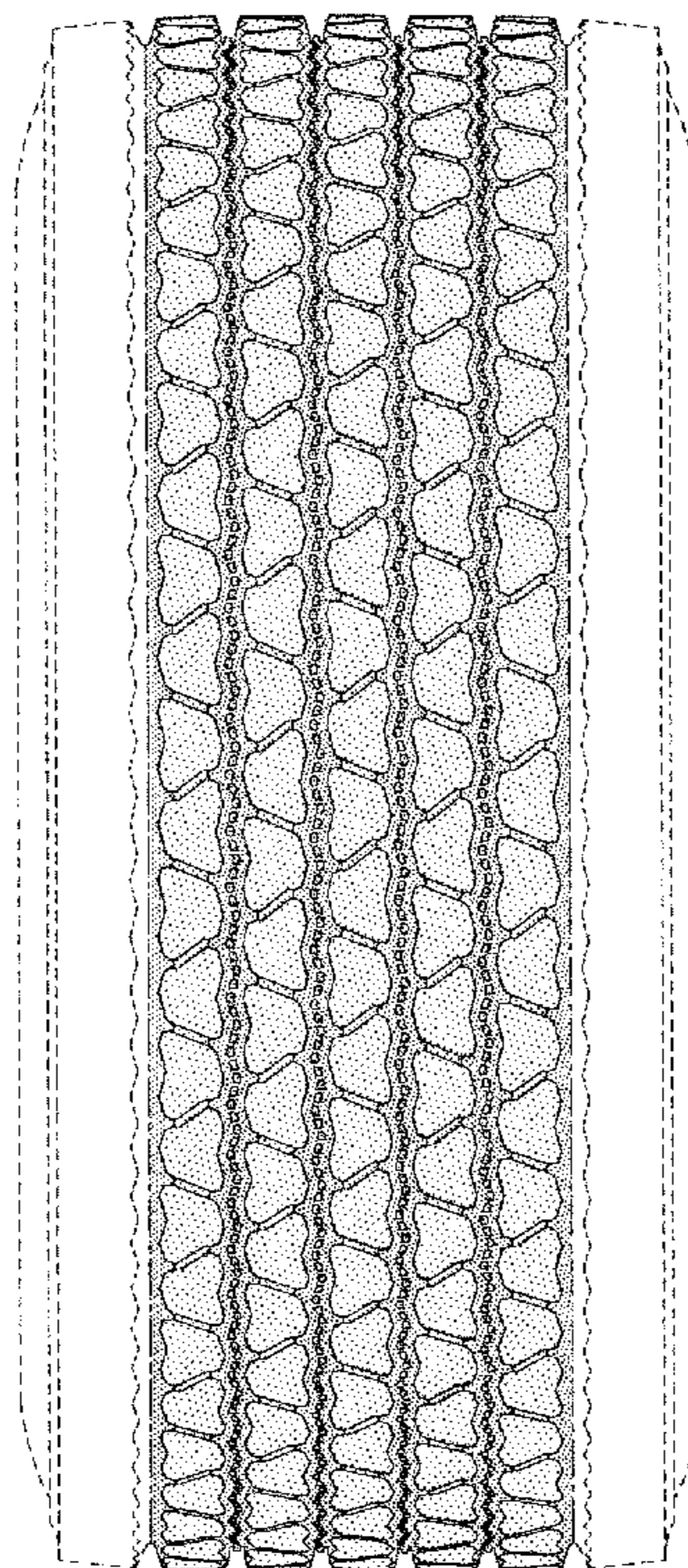


FIG. 1

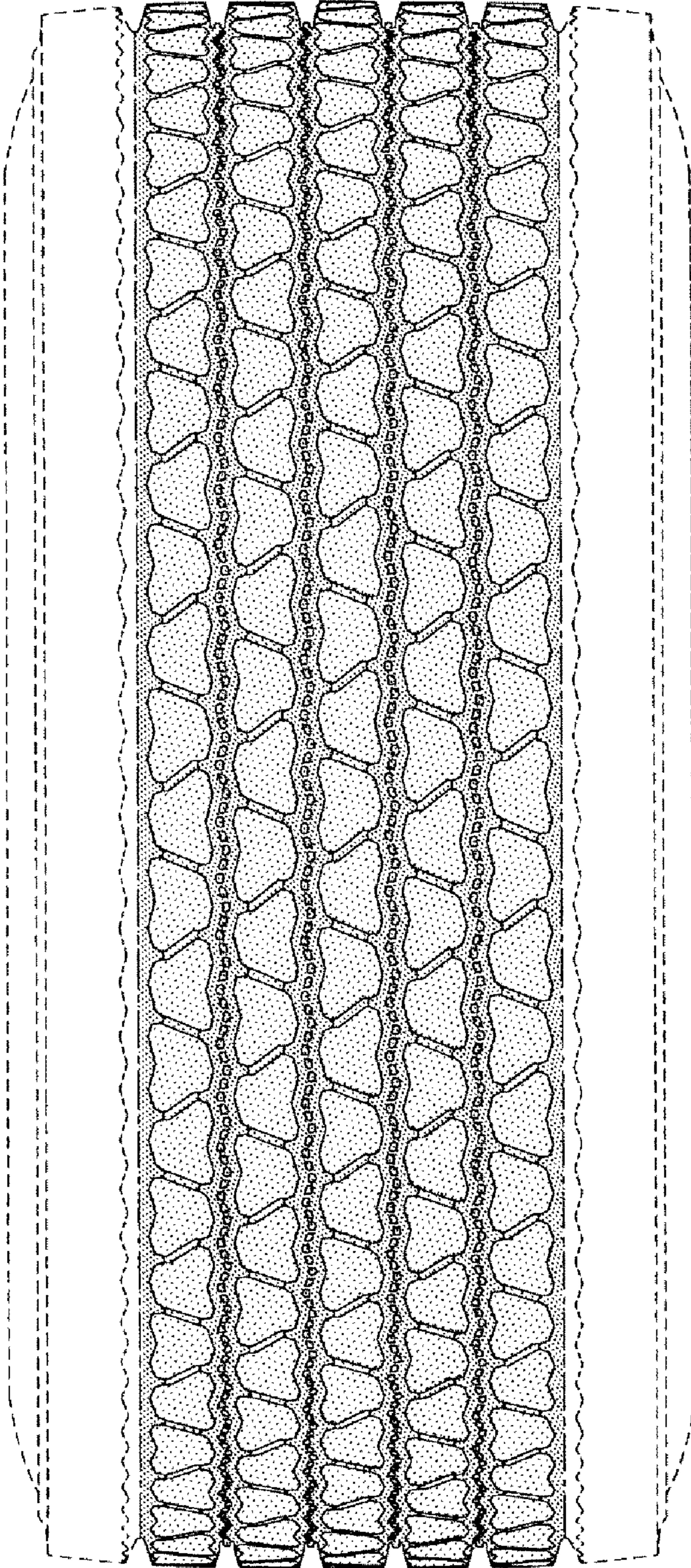


FIG. 2

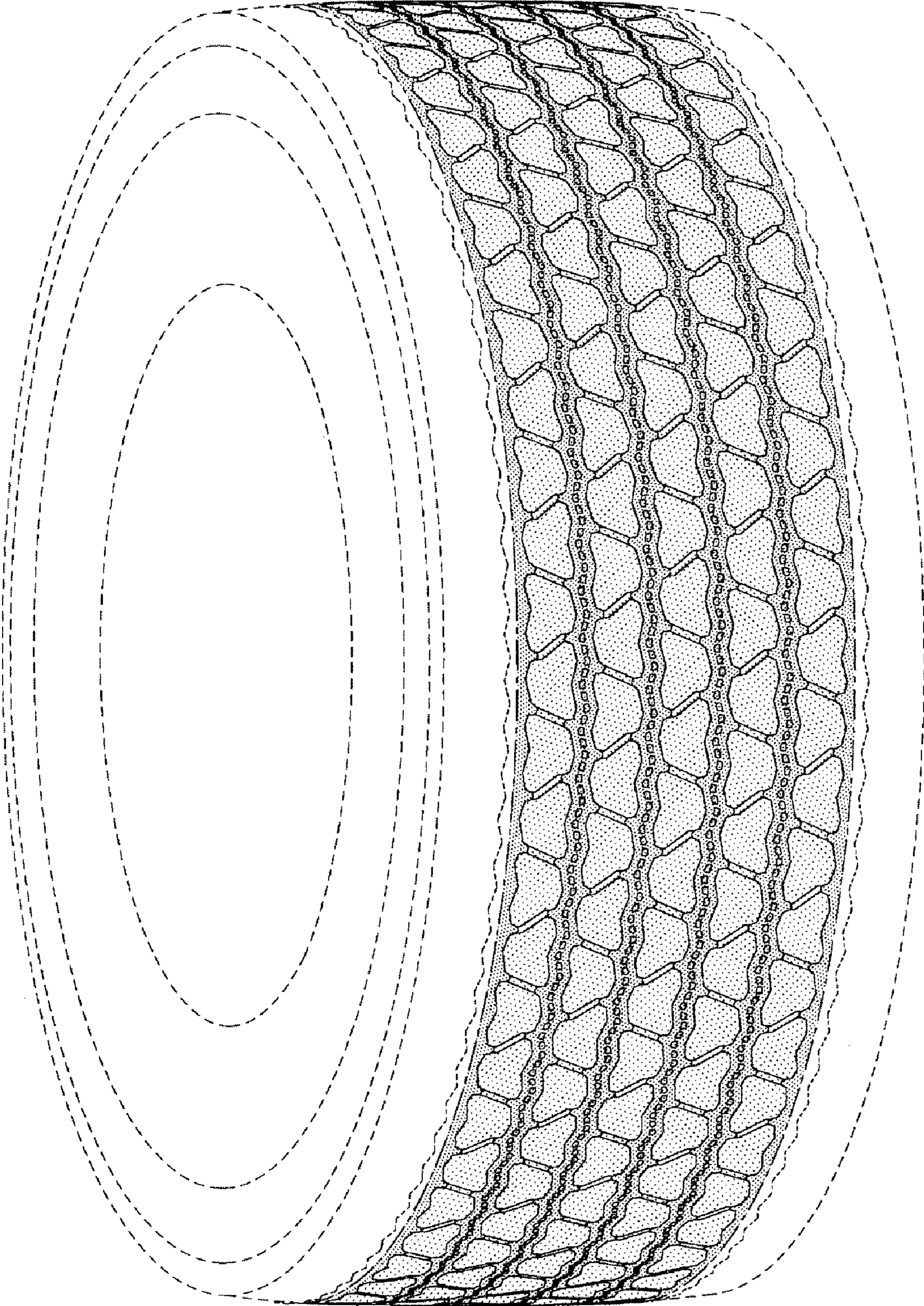


FIG. 3

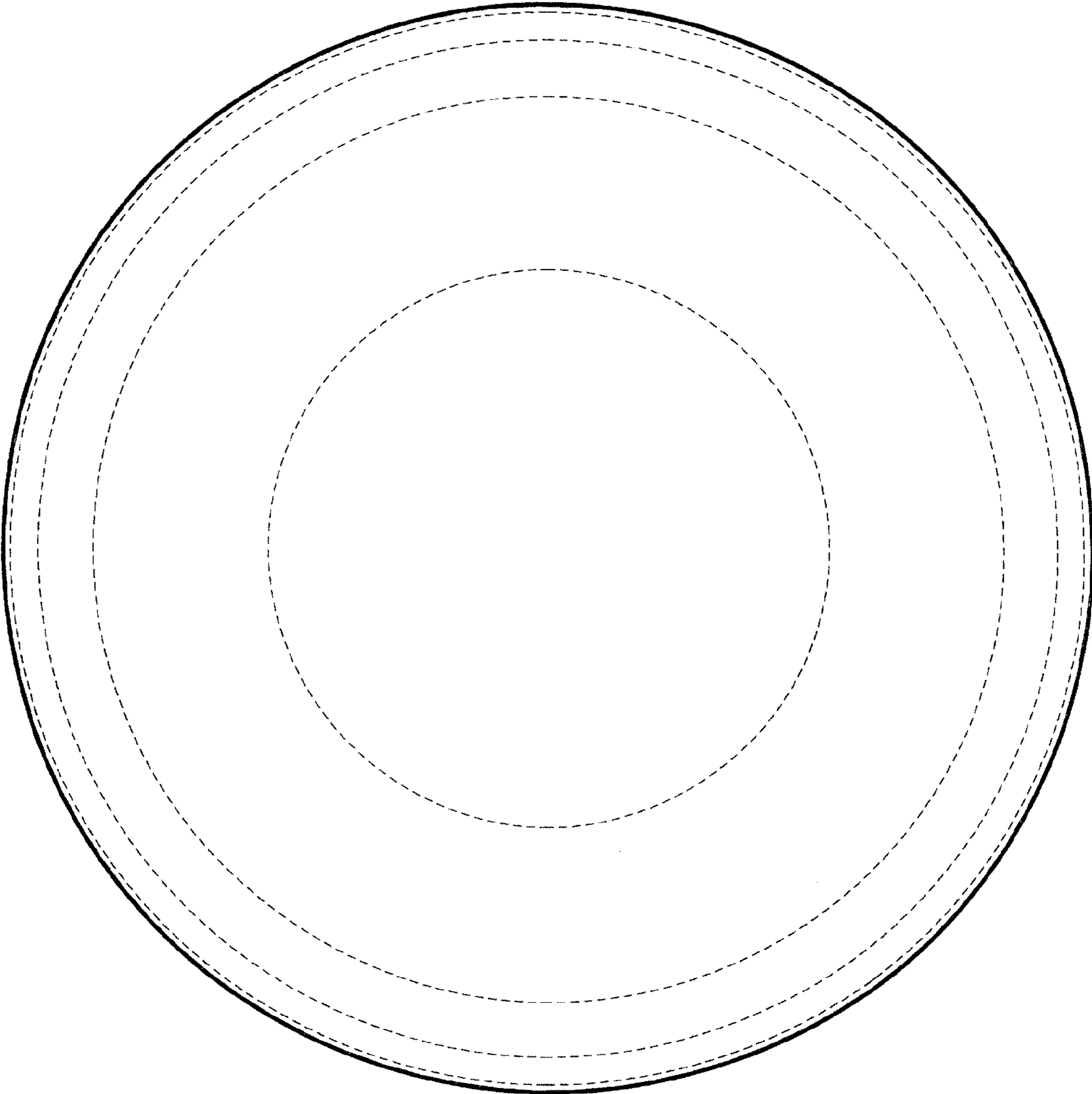


FIG. 4

