



US00D646624S

(12) **United States Design Patent**
Yamaguchi

(10) **Patent No.:** **US D646,624 S**

(45) **Date of Patent:** **** Oct. 11, 2011**

(54) **TREAD PORTION OF AN AUTOMOBILE TIRE**

(75) Inventor: **Suguru Yamaguchi**, Tokyo (JP)

(73) Assignee: **Bridgestone Corporation**, Tokyo (JP)

(**) Term: **14 Years**

(21) Appl. No.: **29/343,994**

(22) Filed: **Sep. 22, 2009**

(51) **LOC (9) Cl.** **12-15**

(52) **U.S. Cl.** **D12/584; D12/900**

(58) **Field of Classification Search** D12/500,
D12/502, 568, 570, 572, 582-585, 604, 900,
D12/901; 152/209.1, 209.3, 209.18, 209.19,
152/209.22, 209.25, 209.27, 209.28

See application file for complete search history.

(56) **References Cited**

U.S. PATENT DOCUMENTS

D116,310 S *	8/1939	Murphy	D12/502
D380,995 S *	7/1997	Grosskopf	D12/588
D388,030 S *	12/1997	Schuster	D12/586
D405,740 S *	2/1999	Heinen et al.	D12/585
D428,837 S *	8/2000	Grosskopf et al.	D12/574
D464,026 S *	10/2002	Godin	D12/596
D545,266 S *	6/2007	Yamaura	D12/584
D604,229 S *	11/2009	Le et al.	D12/582
D635,915 S *	4/2011	Hamada	D12/588

OTHER PUBLICATIONS

Advance AD 555ST Radial Highway Tire; 2005 Tread Design Guide, p. 101, Row 1, Item 3.*

Michelin Xone XTE Tire; 2005 Tread Design Guide, p. 123, Row3, Item 3.*

Bridgestone Greatec Trailer Tire; 2006 Tread Design Guide, Row 3, Item 5.*

* cited by examiner

Primary Examiner — Garth Rademaker

(74) *Attorney, Agent, or Firm* — Sughrue Mion, PLLC

(57) **CLAIM**

The ornamental design for a tread portion of an automobile tire, as shown and described.

DESCRIPTION

FIG. 1 is a front view of a tread portion of an automobile tire according to the present invention;

FIG. 2 is a perspective view thereof;

FIG. 3 is a right side view thereof; and,

FIG. 4 is a fragmentary enlarged view showing the details of the tread portion thereof.

The evenly-spaced broken lines shown in the drawings are for the purpose of showing environmental structure only and form no part of the claimed design. The dashed-dotted broken lines in the drawings are used to show the boundary between claimed and unclaimed subject matter and form no part of the claimed design.

1 Claim, 4 Drawing Sheets

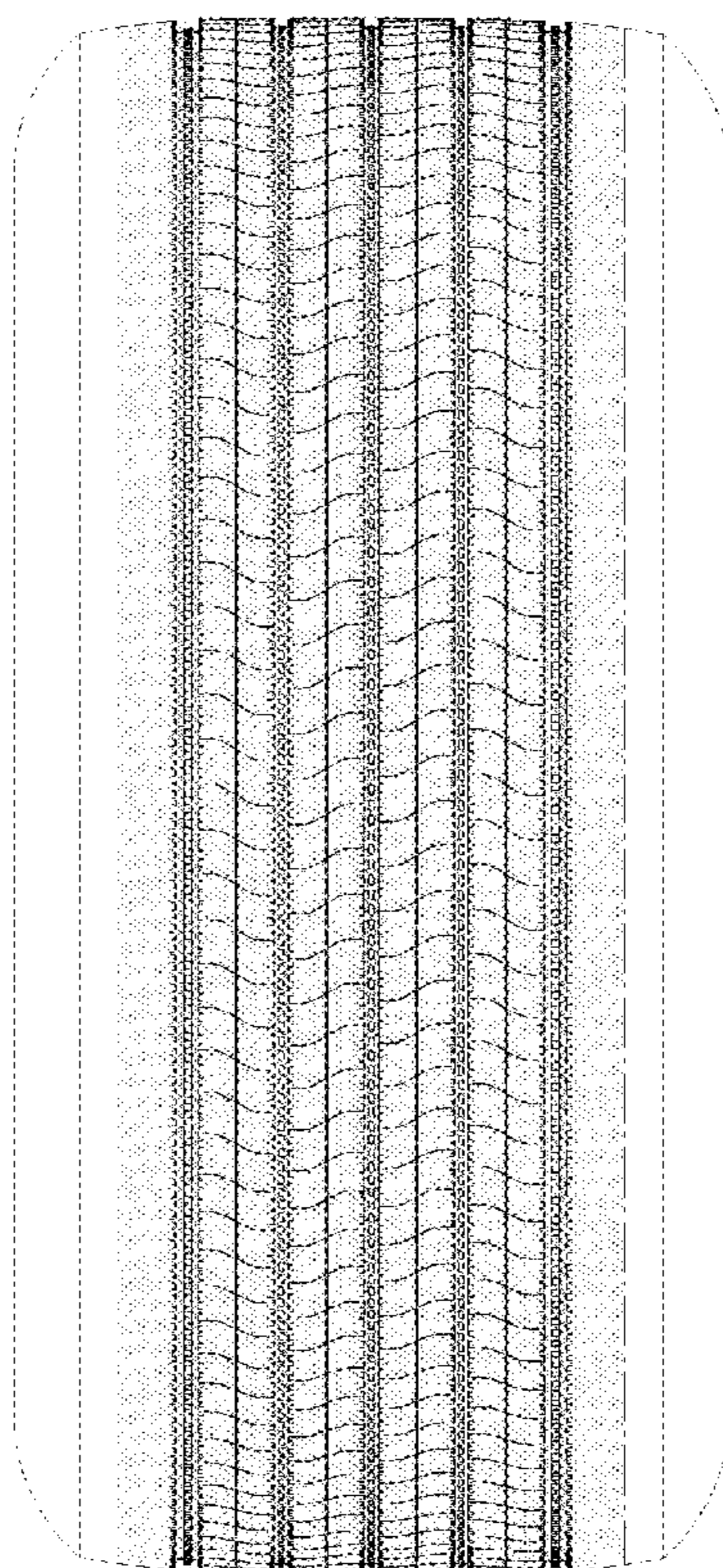


FIG. 1

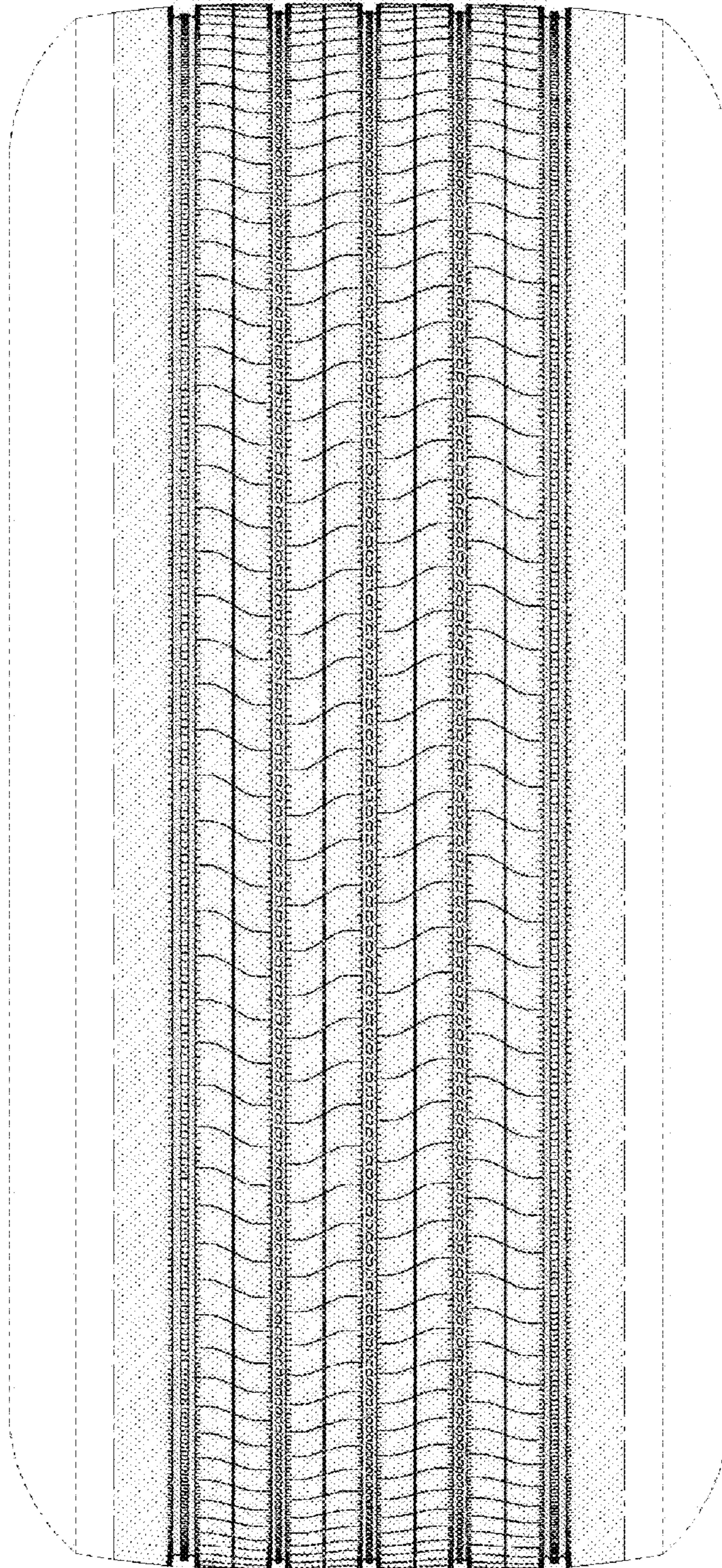


FIG. 2

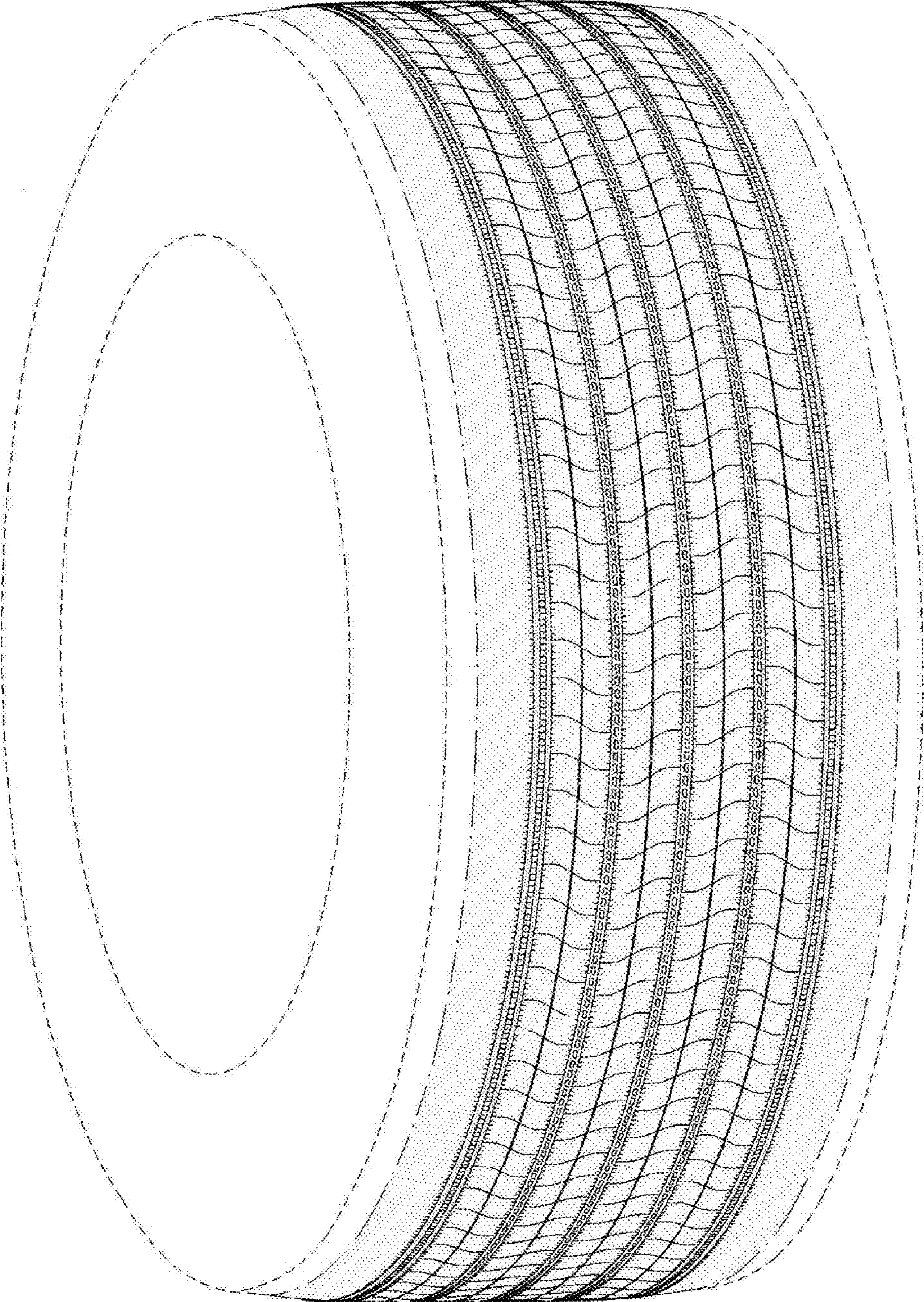


FIG. 3




FIG. 4

