

US00D646622S

(12) **United States Design Patent**
Nobunaga

(10) **Patent No.:** **US D646,622 S**
(45) **Date of Patent:** **** Oct. 11, 2011**

(54) **TREAD PORTION OF AN AUTOMOBILE TIRE**

JP 1088085 S 10/2000
JP 1090792 S 11/2000

* cited by examiner

(75) Inventor: **Yusuke Nobunaga**, Tokyo (JP)

Primary Examiner — Caron D Veynar

(73) Assignee: **Bridgestone Corporation**, Tokyo (JP)

Assistant Examiner — George D Kirschbaum

(**) Term: **14 Years**

(74) *Attorney, Agent, or Firm* — Sughrue Mion, PLLC

(21) Appl. No.: **29/360,492**

(57) **CLAIM**

(22) Filed: **Apr. 27, 2010**

The ornamental design for a tread portion of an automobile tire, as shown and described.

(51) **LOC (9) Cl.** **12-16**

(52) **U.S. Cl.** **D12/566**

(58) **Field of Classification Search** D12/533-567,
D12/569, 583

DESCRIPTION

See application file for complete search history.

FIG. 1 is a perspective view of a tread portion of an automobile tire;

(56) **References Cited**

FIG. 2 is a front view thereof, wherein top, bottom and rear views are identical and thus omitted;

U.S. PATENT DOCUMENTS

FIG. 3 is a left side view thereof, wherein the right side view is identical and thus omitted;

D505,384 S *	5/2005	Kageyama	D12/567
D526,954 S *	8/2006	Godeau	D12/539
D550,147 S *	9/2007	Radulescu	D12/545
D563,861 S *	3/2008	Foucher	D12/560
D627,707 S *	11/2010	Le et al.	D12/566

FIG. 4 is a fragmentary enlarged view showing the details of the tread portion thereof; and,

FOREIGN PATENT DOCUMENTS

AR	76808	7/2007
EM	001094536-0001 S	5/2009
JP	1058232 S	1/2000

FIG. 5 is an end view taken along line A-A in FIG. 4.

In the drawings, the broken lines defining the sidewall and the inner bead of the tire depict environmental subject matter that forms no part of the claimed design.

1 Claim, 5 Drawing Sheets

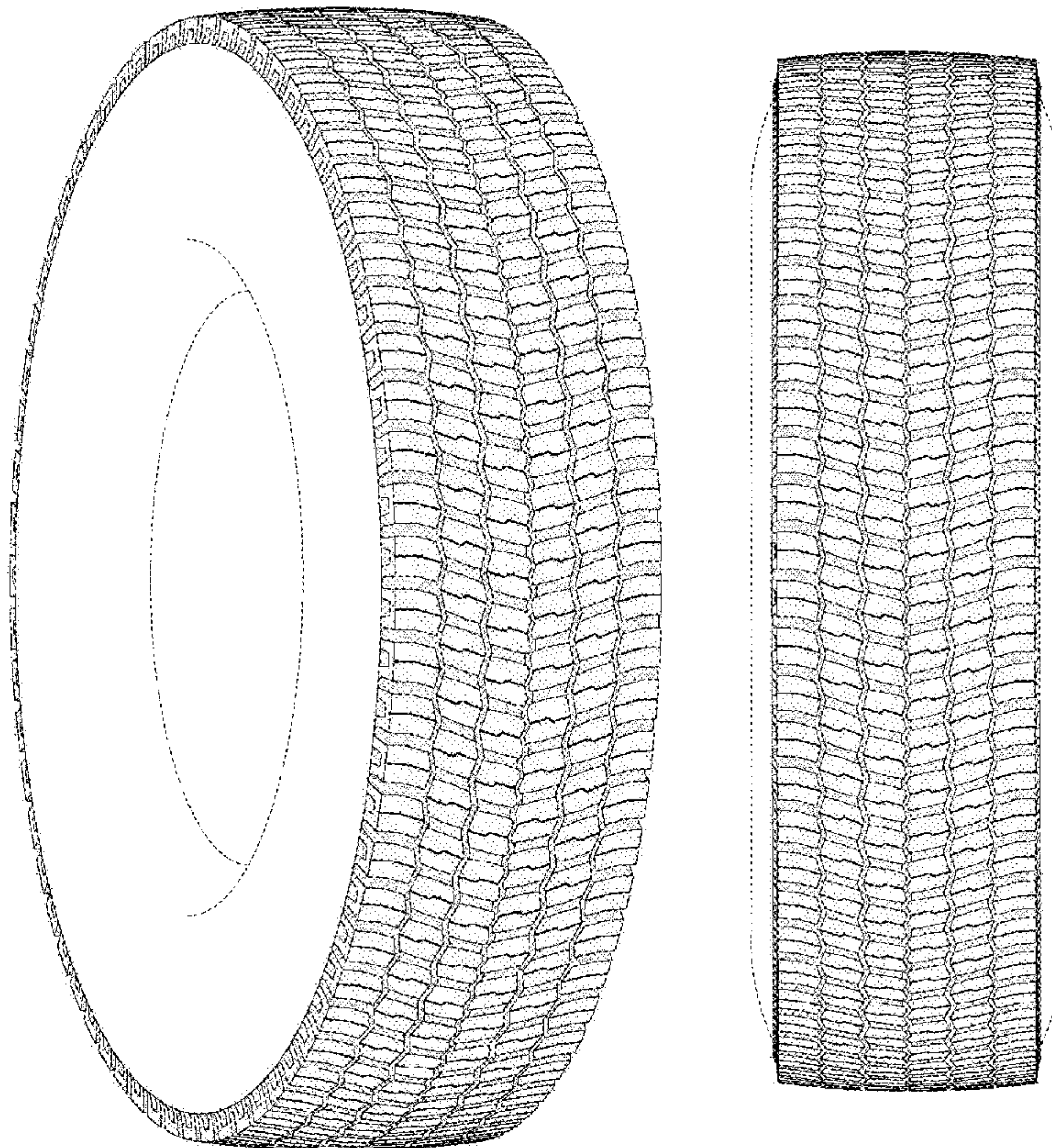


FIG. 1

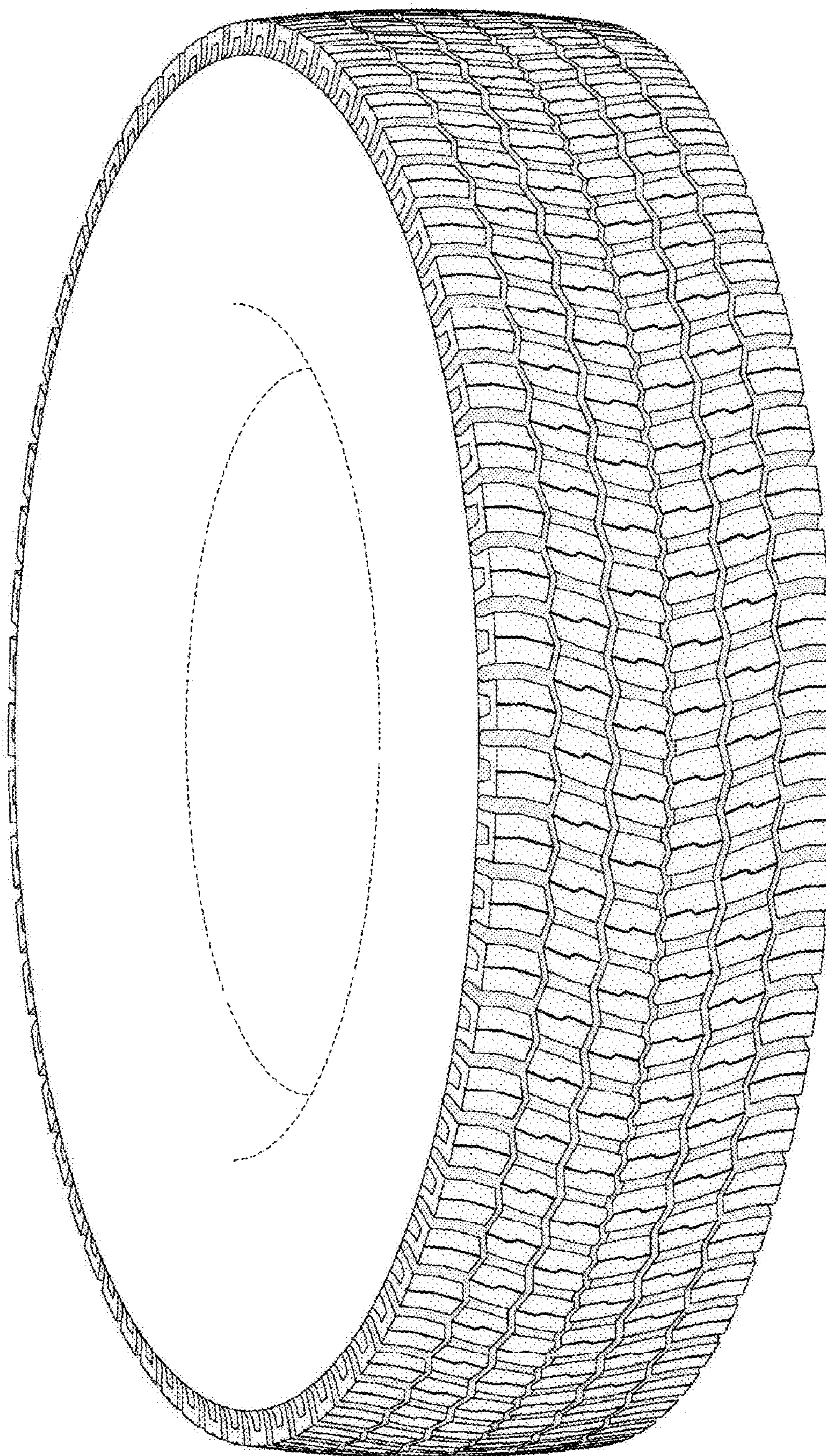


FIG. 2

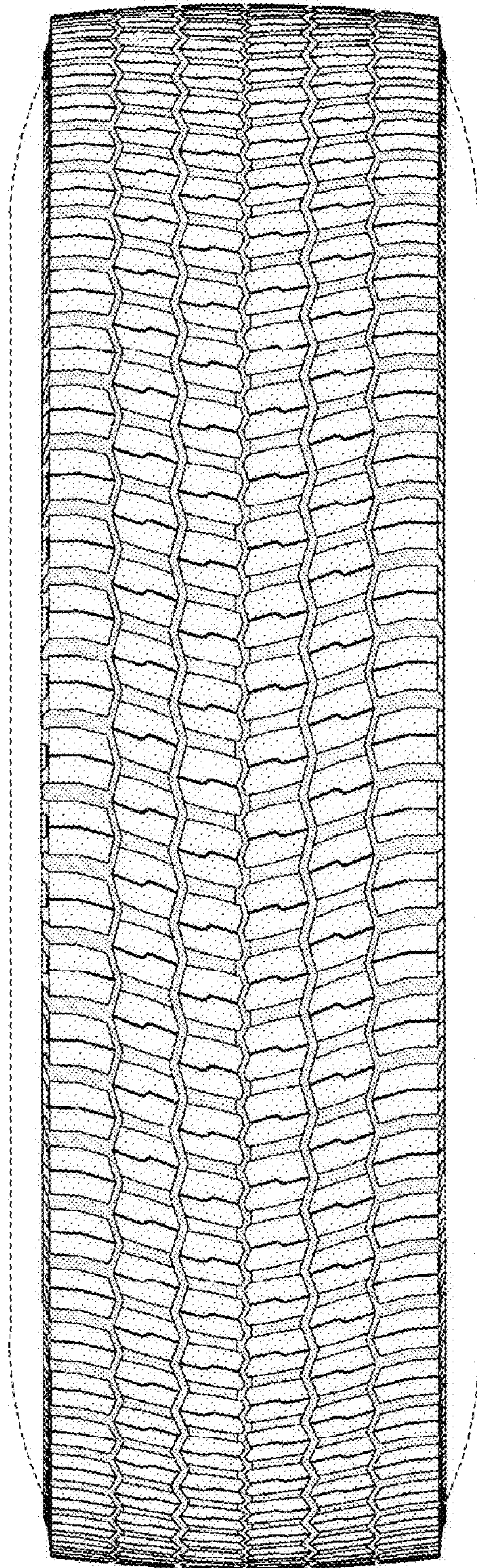


FIG. 3

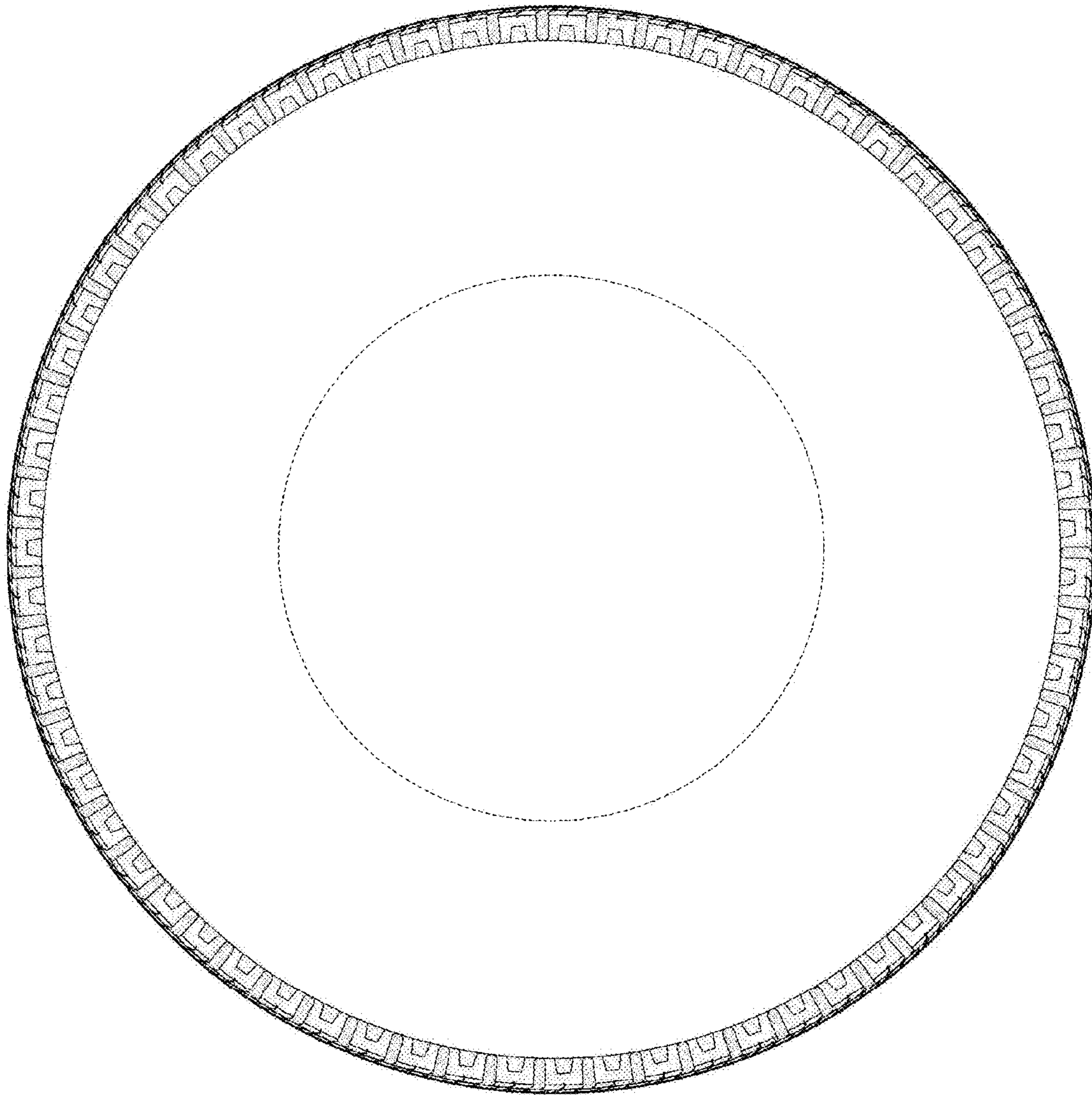


FIG. 4




FIG. 5

