



US00D646615S

(12) **United States Design Patent**
Starck

(10) **Patent No.:** **US D646,615 S**

(45) **Date of Patent:** **** Oct. 11, 2011**

(54) **SPEEDBOAT**

(76) Inventor: **Phillippe Starck**, Paris (FR)

(**) Term: **14 Years**

(21) Appl. No.: **29/340,781**

(22) Filed: **Jul. 24, 2009**

(30) **Foreign Application Priority Data**

Jan. 26, 2009 (EM) 001075667-0001

(51) **LOC (9) Cl.** **12-06**

(52) **U.S. Cl.** **D12/314**

(58) **Field of Classification Search** D12/300,
D12/305-307, 310-318; 114/56, 56.1, 61,
114/67 A, 144 E, 249, 271, 272, 273, 292,
114/283, 288-290, 291, 343, 352, 355, 363,
114/364; D21/542-544, 547
See application file for complete search history.

(56) **References Cited**

U.S. PATENT DOCUMENTS

1,712,281	A *	5/1929	Royer	114/288
3,139,058	A *	6/1964	Robinson	114/352
D222,510	S *	10/1971	Centaro	D12/300
4,193,369	A *	3/1980	Talamantes, Jr.	114/271
D359,941	S *	7/1995	Mannerfelt	D12/314
5,452,676	A *	9/1995	Fiore	114/291

D374,852	S *	10/1996	Mannerfelt	D12/314
D379,451	S *	5/1997	Mannerfelt	D12/314
D407,682	S *	4/1999	Mannerfelt	D12/314
5,983,823	A *	11/1999	Allison	114/271
D477,039	S *	7/2003	Bao	D21/542
D505,458	S *	5/2005	Wei	D21/542
6,912,967	B1 *	7/2005	Oats et al.	114/288
D573,084	S *	7/2008	Aeberhard	D12/300
D586,719	S *	2/2009	Morris	D12/300
7,543,544	B2 *	6/2009	Yap	114/273

* cited by examiner

Primary Examiner — Cynthia M Chin

(74) *Attorney, Agent, or Firm* — Rader, Fishman & Grauer, PLLC

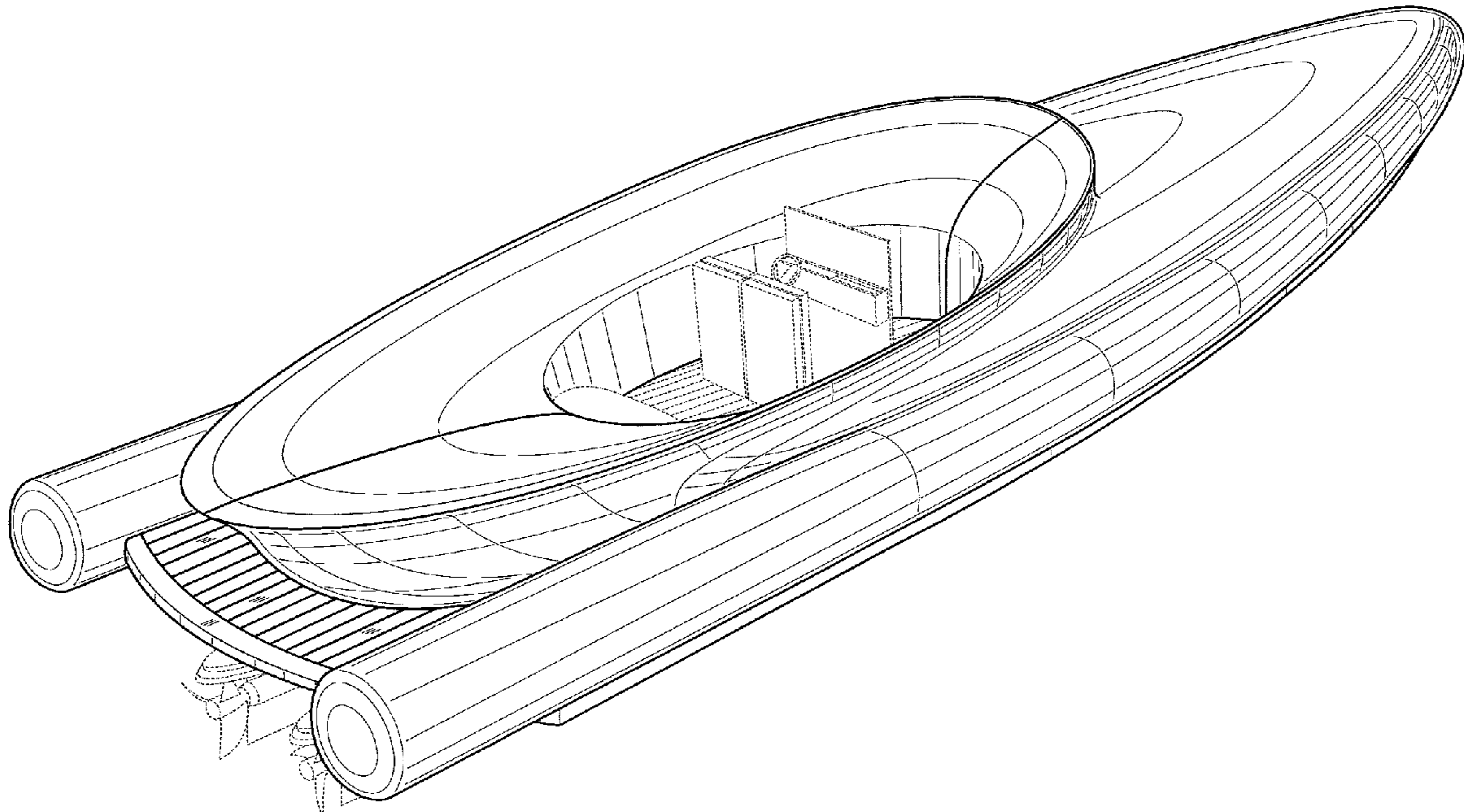
(57) **CLAIM**

The ornamental design for a speedboat, as shown and described.

DESCRIPTION

FIG. 1 is a perspective illustration from the rear and right side of a speedboat of the present design; FIG. 2 is a rear elevational view of the speedboat of FIG. 1; FIG. 3 is a front elevational view of the speedboat of FIG. 1; FIG. 4 is a right side elevational view speedboat of FIG. 1, the left side view being a mirror image thereof; and, FIG. 5 is a top plan view of the speedboat of FIG. 1. Portions of the speedboat shown in broken lines in FIGS. 1-5 form no part of the claimed design.

1 Claim, 2 Drawing Sheets



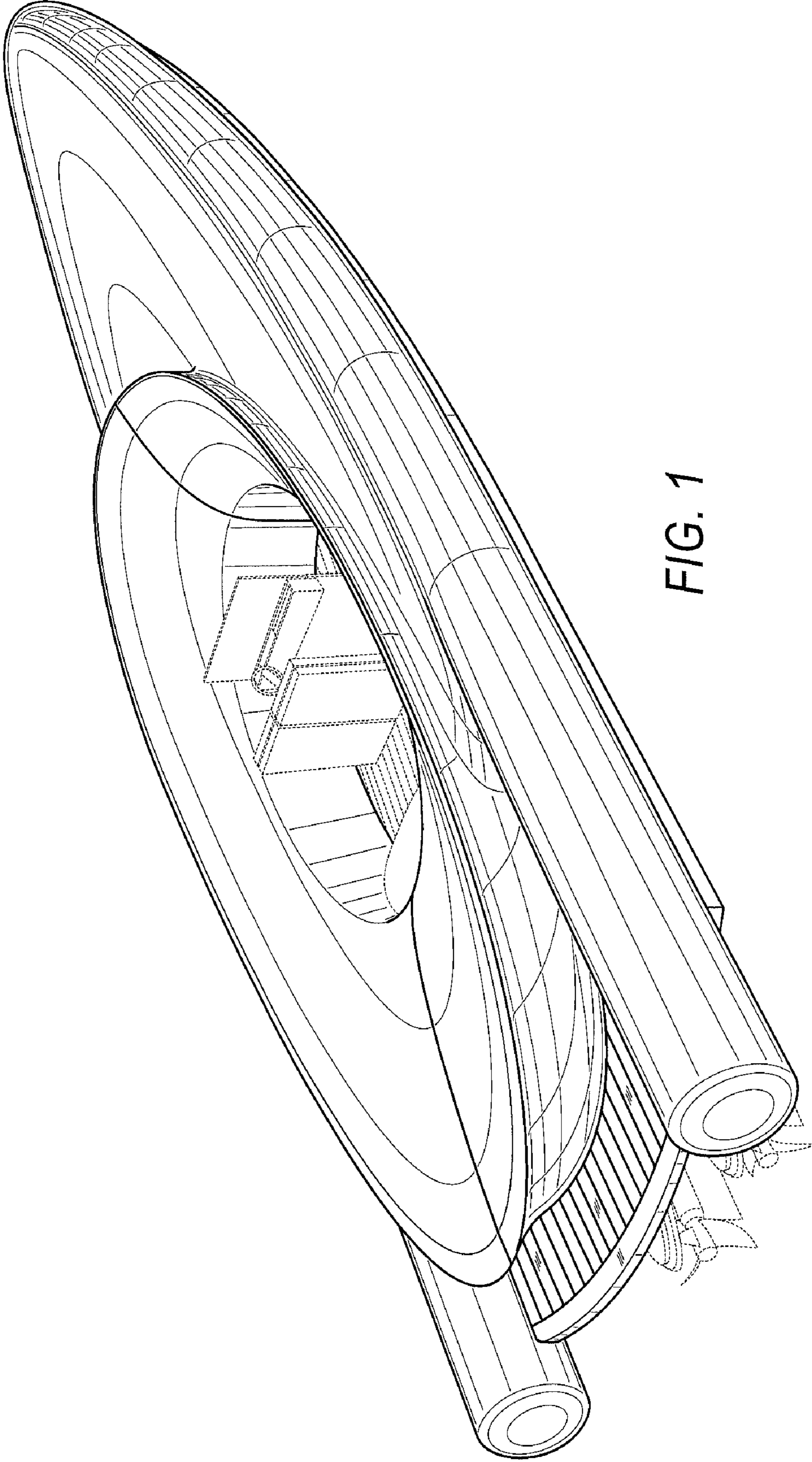


FIG. 1

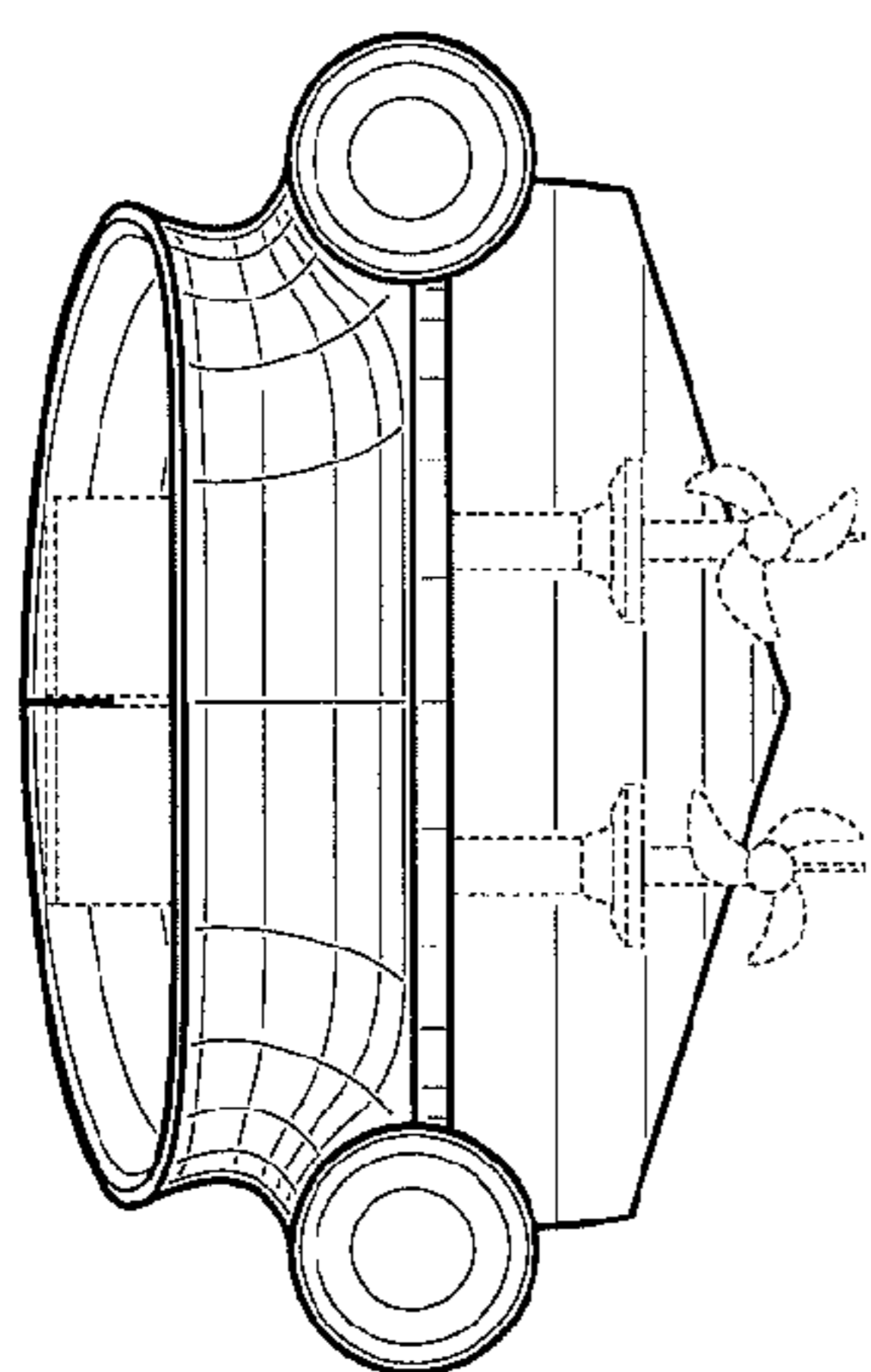


FIG. 2

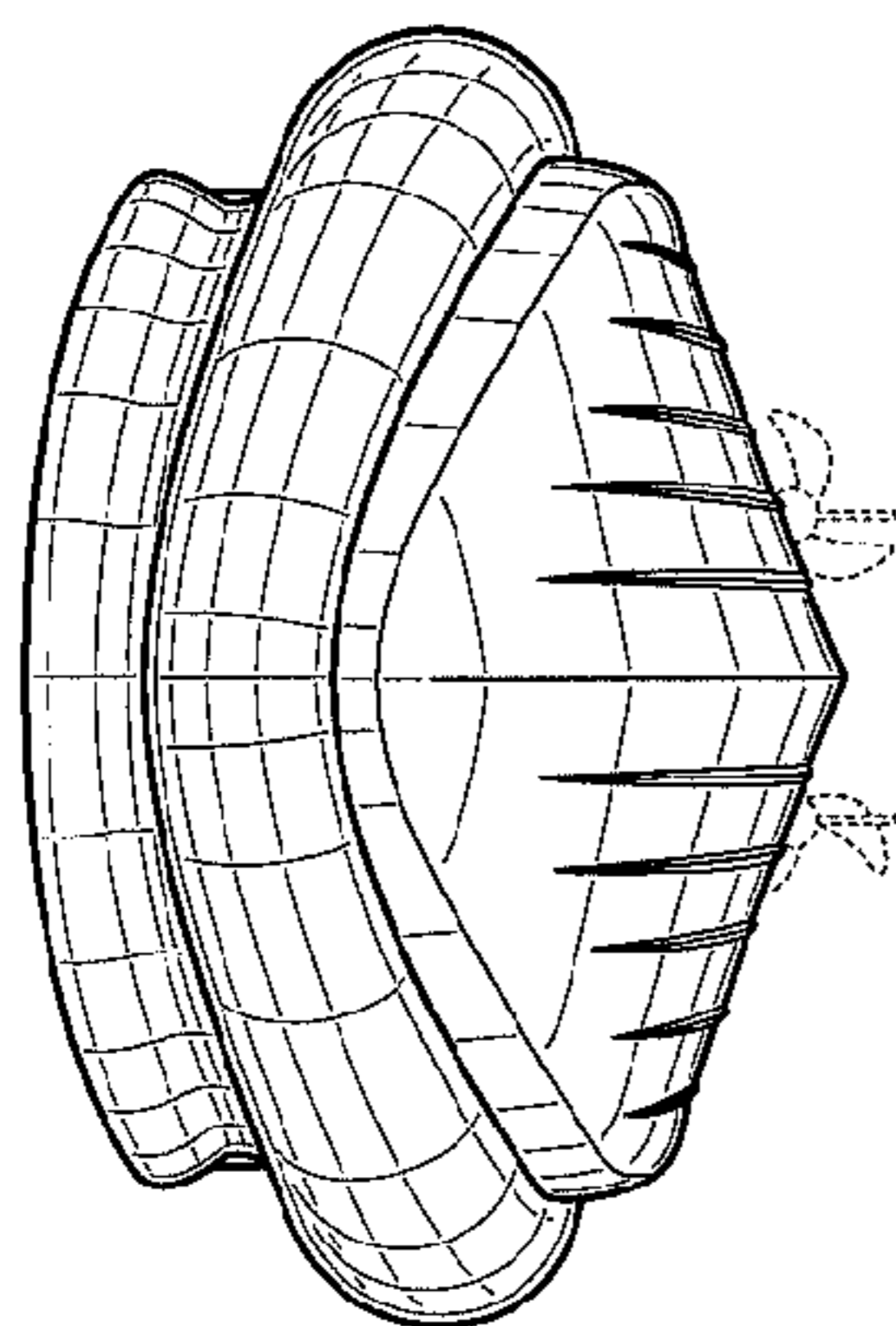


FIG. 3

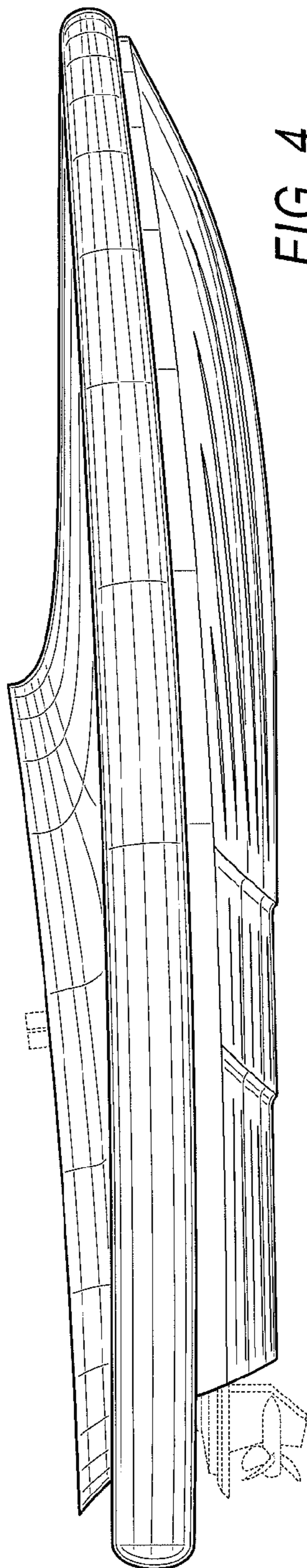


FIG. 4

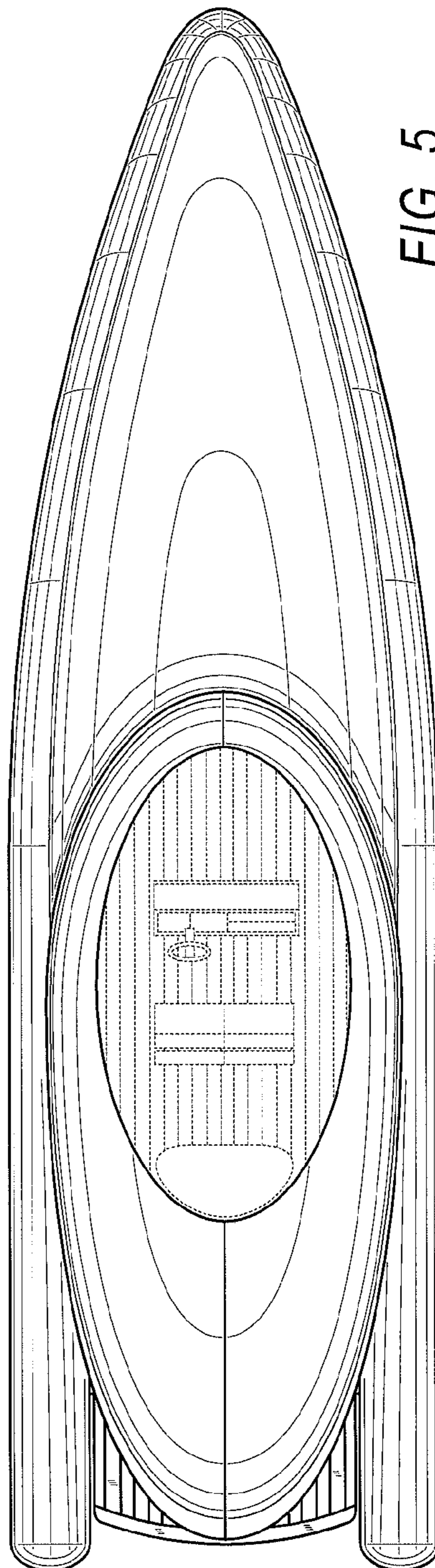


FIG. 5