



US00D646609S

(12) **United States Design Patent**
Hu

(10) **Patent No.:** **US D646,609 S**

(45) **Date of Patent:** **** Oct. 11, 2011**

(54) **VEHICLE DECOR**

(76) Inventor: **Ming-Liang Hu**, Tainan Hsien (TW)

(**) Term: **14 Years**

(21) Appl. No.: **29/341,026**

(22) Filed: **Jul. 29, 2009**

(51) **LOC (9) Cl.** **12-08**

(52) **U.S. Cl.** **D12/190**

(58) **Field of Classification Search** D12/190,
D12/400, 90, 91, 92, 199, 197, 86, 171, 169,
D12/163, 110, 114; D11/211, 81, 157, 133,
D11/172; D20/11, 23, 24, 25, 30, 31, 32;
293/102, 115; 40/413, 591, 592; 428/31

See application file for complete search history.

(56) **References Cited**

U.S. PATENT DOCUMENTS

2004/0007815 A1* 1/2004 Nama 273/292
2004/0009801 A1* 1/2004 Nama 463/13
2004/0173967 A1* 9/2004 Nama 273/292

* cited by examiner

Primary Examiner — Richard E Chilcot

Assistant Examiner — Katrina Kile

(74) *Attorney, Agent, or Firm* — C. John Brannon

(57) **CLAIM**

The ornamental design for vehicle decor, as shown and described.

DESCRIPTION

FIG. 1 is a perspective view of vehicle decor showing my new design;

FIG. 2 is a front elevational view thereof;

FIG. 3 is a rear elevational view thereof;

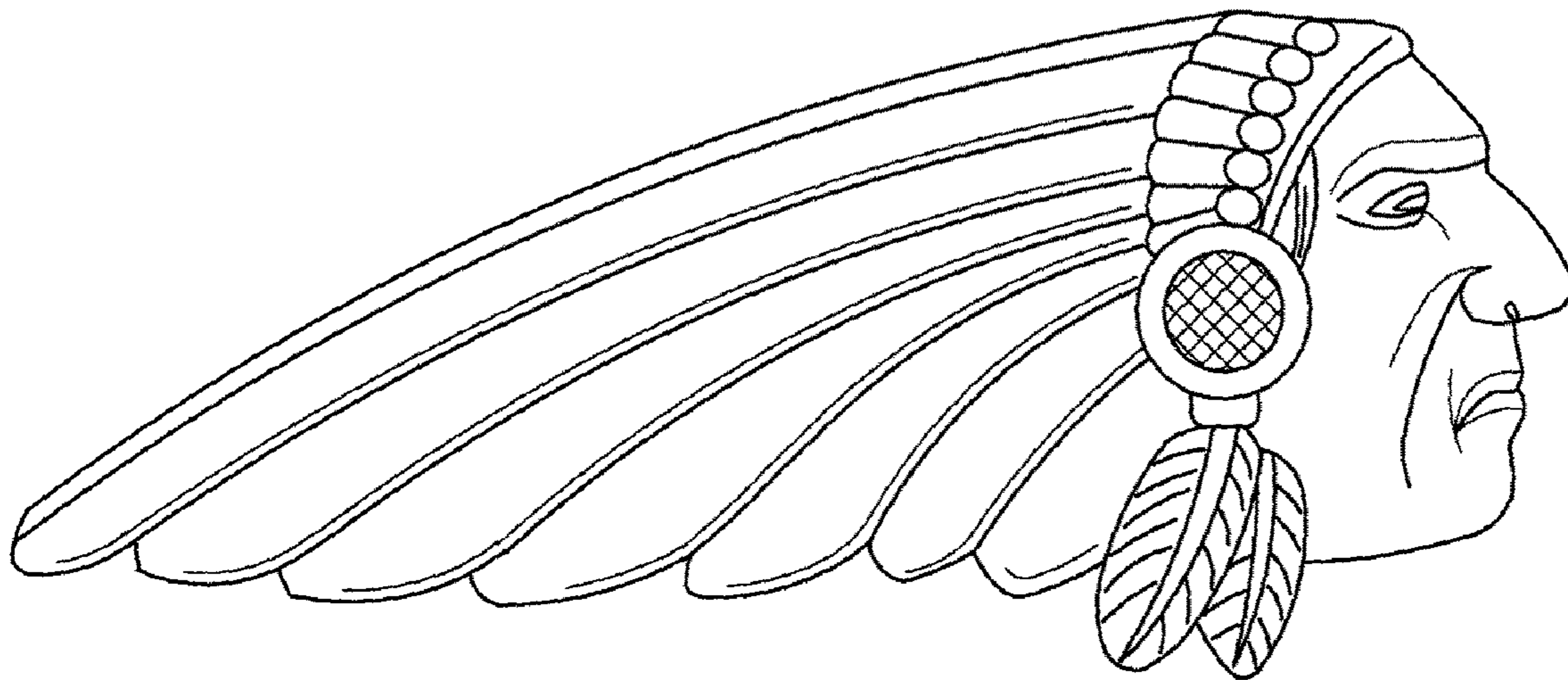
FIG. 4 is a left side elevational view thereof;

FIG. 5 is a right side elevational view thereof;

FIG. 6 is a top plan view thereof; and,

FIG. 7 is a bottom plan view thereof.

1 Claim, 4 Drawing Sheets






FIG. 1

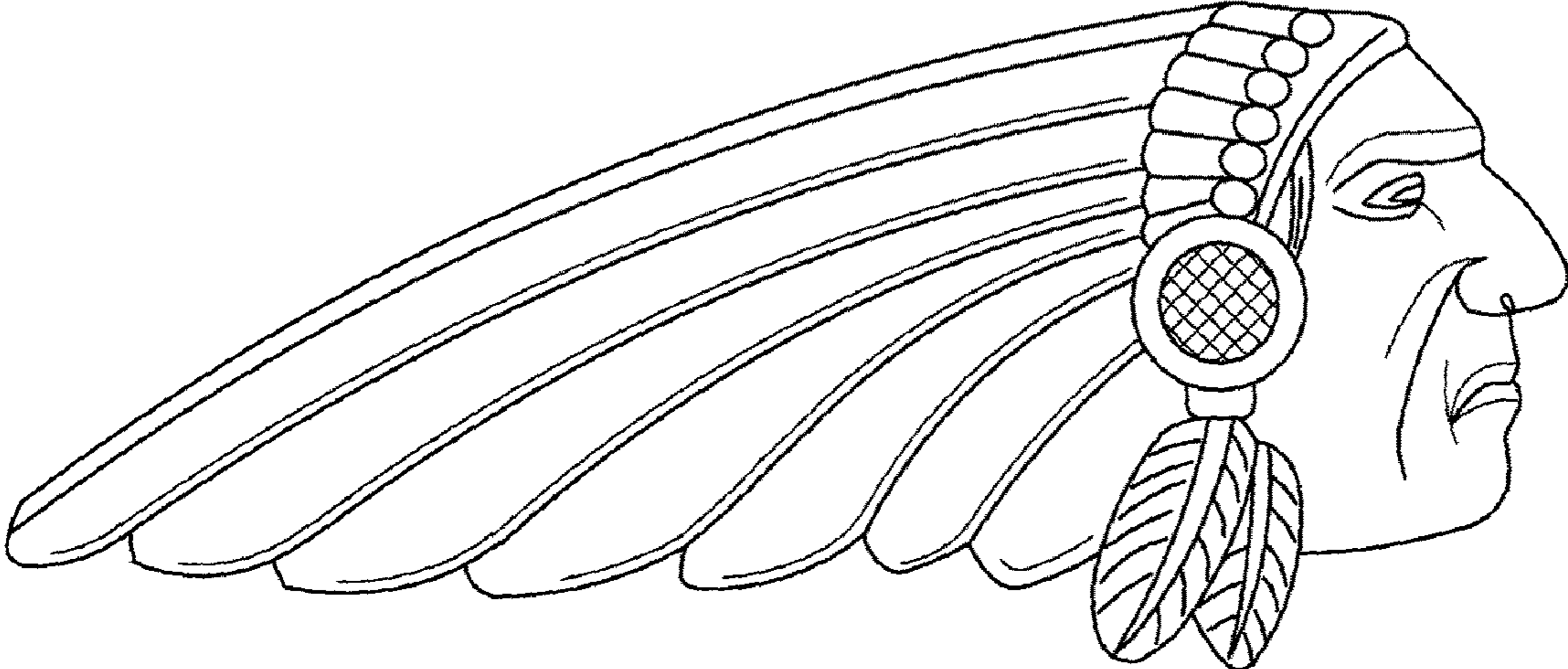


FIG. 2

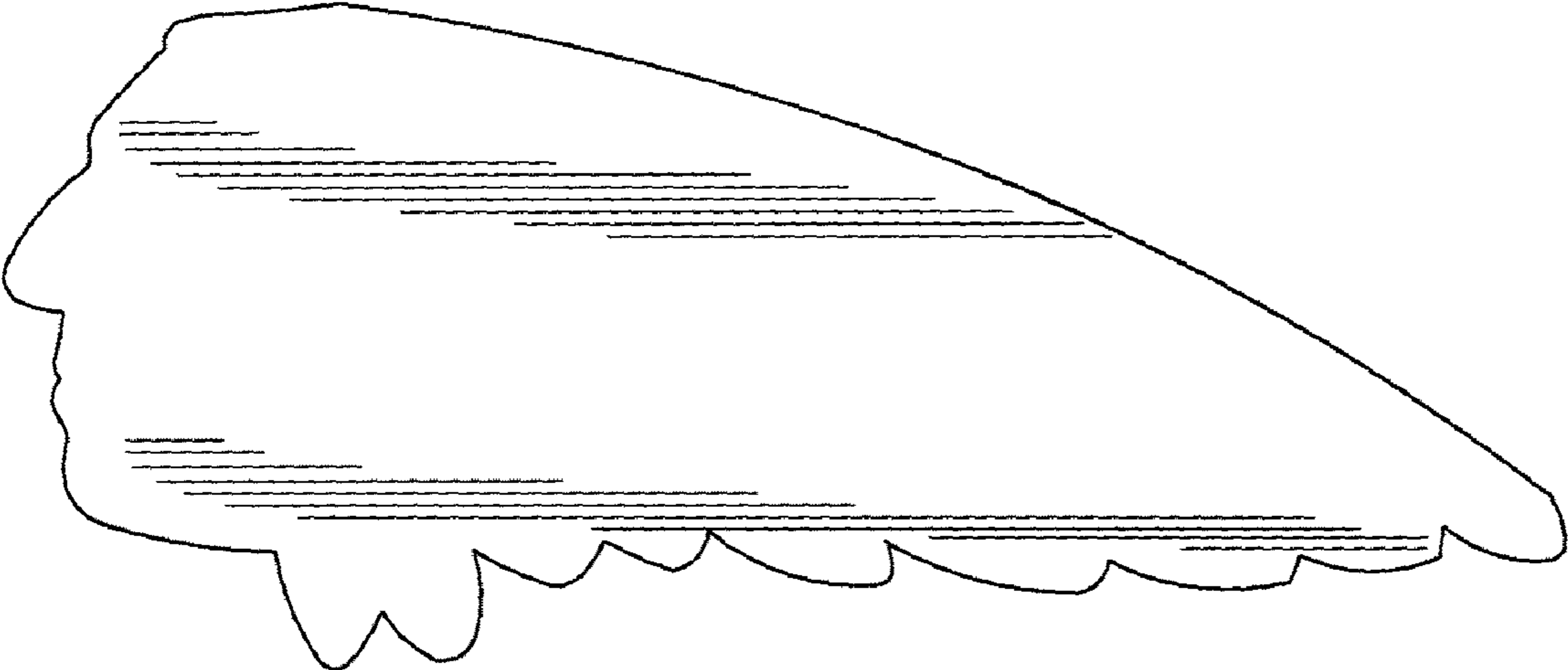


FIG. 3

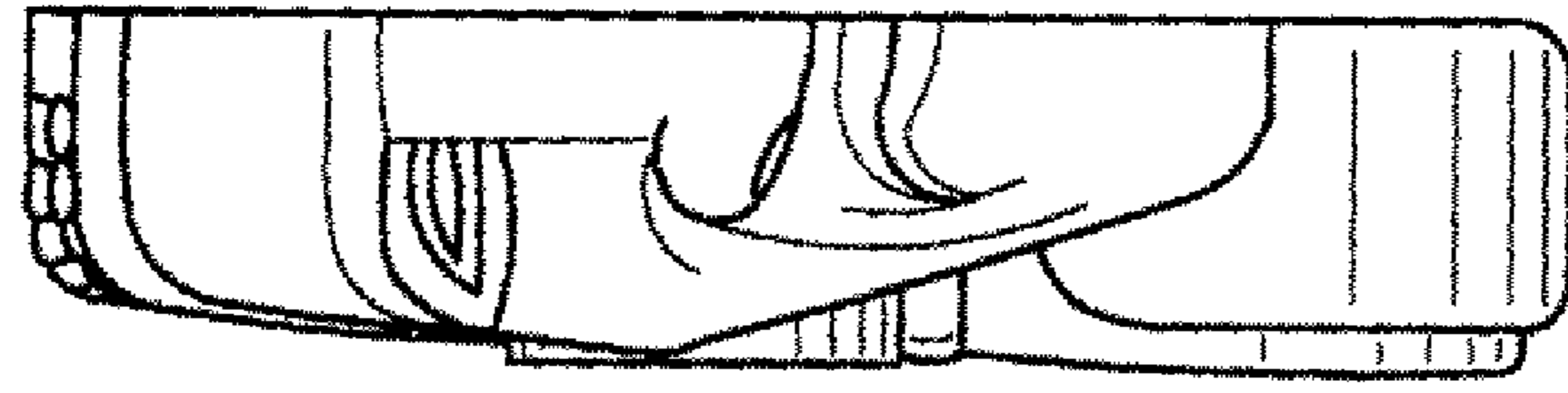


FIG. 4

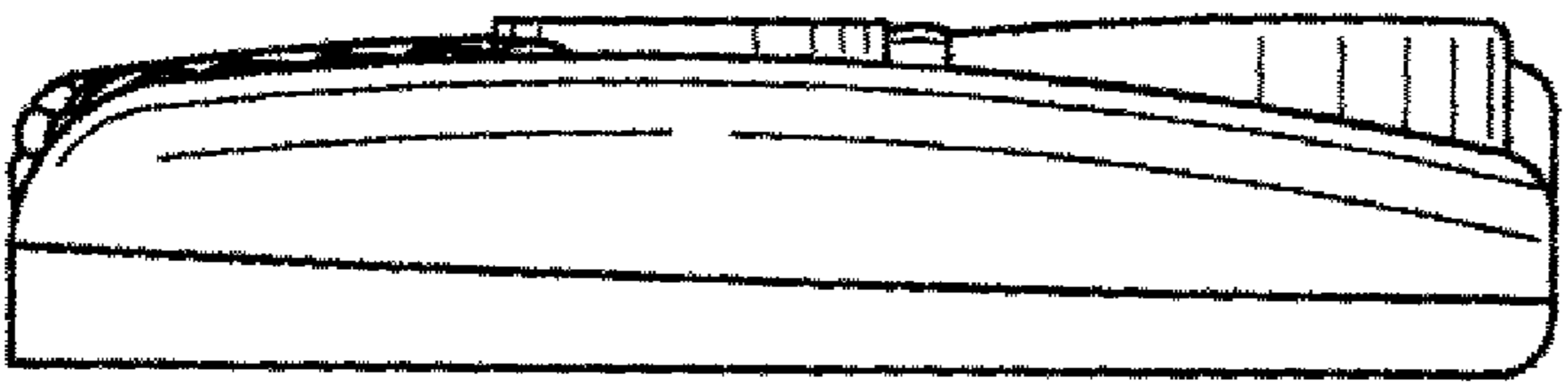


FIG. 5




FIG. 6

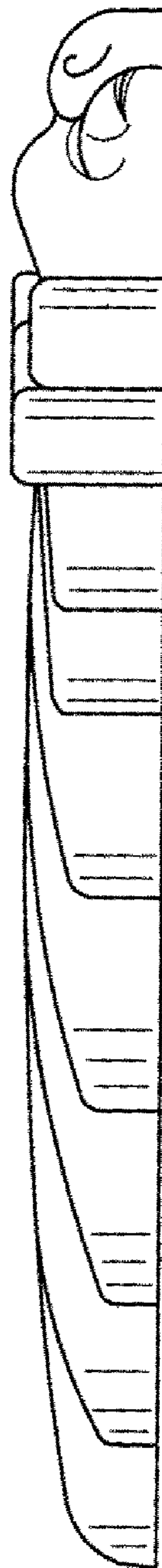


FIG. 7