



US00D646607S

(12) **United States Design Patent**
Verhee et al.

(10) **Patent No.:** **US D646,607 S**

(45) **Date of Patent:** **** Oct. 11, 2011**

(54) **VEHICLE FRONT BUMPER SPLITTER**

(75) Inventors: **Patrick Verhee**, Cologne (DE); **Stefan Lamm**, Cologne (DE); **Andrea Di Buduo**, Cologne (DE); **Kemal Curic**, Dortmund (DE)

(73) Assignee: **Ford Motor Company**, Dearborn, MI (US)

(**) Term: **14 Years**

(21) Appl. No.: **29/382,565**

(22) Filed: **Jan. 5, 2011**

(51) **LOC (9) Cl.** **12-16**

(52) **U.S. Cl.** **D12/169**

(58) **Field of Classification Search** D12/169,
D12/196, 171, 216, 163, 86, 90-92, 190;
293/102, 113, 115, 117, 120; 296/180.1,
296/180.2

See application file for complete search history.

(56) **References Cited**

U.S. PATENT DOCUMENTS

D545,248 S *	6/2007	Angelo et al.	D12/169
D556,655 S *	12/2007	Dixon	D12/181
D560,145 S *	1/2008	Tant et al.	D12/169
D566,632 S *	4/2008	Hutchins	D12/169
D568,220 S *	5/2008	Okamoto et al.	D12/196
D576,928 S *	9/2008	Miyazaki	D12/169
D590,753 S *	4/2009	Williams et al.	D12/169

D592,571 S *	5/2009	Golden et al.	D12/169
D592,572 S *	5/2009	Golden et al.	D12/169
D600,606 S *	9/2009	Lamm	D12/169
D601,063 S *	9/2009	Lamm	D12/169
D603,308 S *	11/2009	Schiavone et al.	D12/169
D617,695 S *	6/2010	Lamm et al.	D12/169

OTHER PUBLICATIONS

http://www.motortrend.com/roadtests/suvs/112_0806_2009_ford_kuga_first_drive/index.html, Mar. 22, 2011, pp. 1-4.
http://www.motortrend.com/roadtests/suvs/112_0805_2009_ford_escape_first_drive/index.html, Mar. 22, 2011, pp. 1-4.

* cited by examiner

Primary Examiner — Melody N Brown

(74) *Attorney, Agent, or Firm* — Frank A. MacKenzie; Brooks Kushman P.C.

(57) **CLAIM**

The ornamental design for a vehicle front bumper splitter, as shown and described.

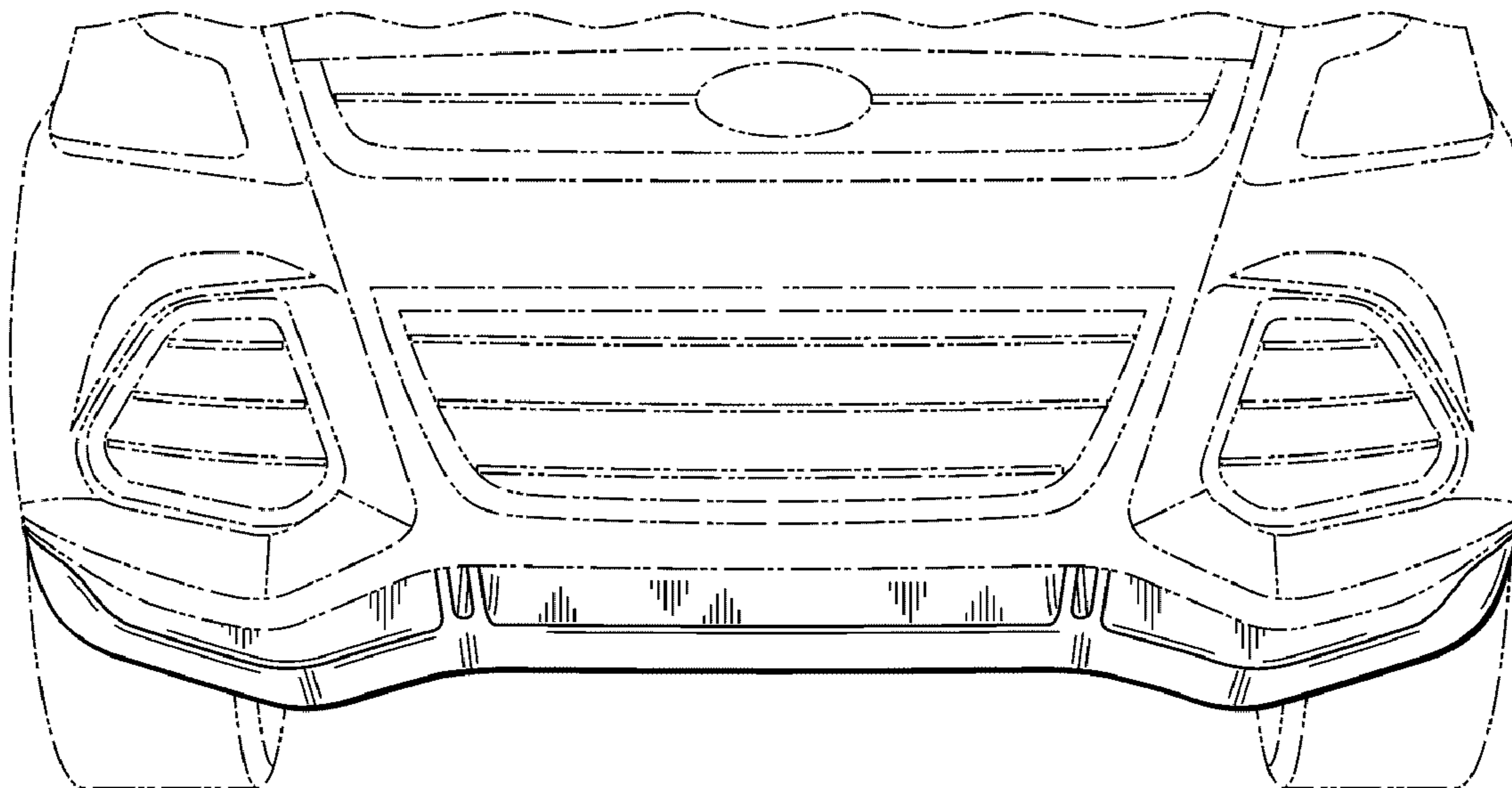
DESCRIPTION

FIG. 1 is a front perspective view of a vehicle front bumper splitter showing our new design;

FIG. 2 is a front/right side perspective view of the vehicle front bumper splitter of FIG. 1, wherein a front/left side perspective view is a mirror image thereof; and, FIG. 3 is another front perspective view of FIG. 1.

The broken lines are for illustrative purposes only and form no part of the claimed design.

1 Claim, 3 Drawing Sheets



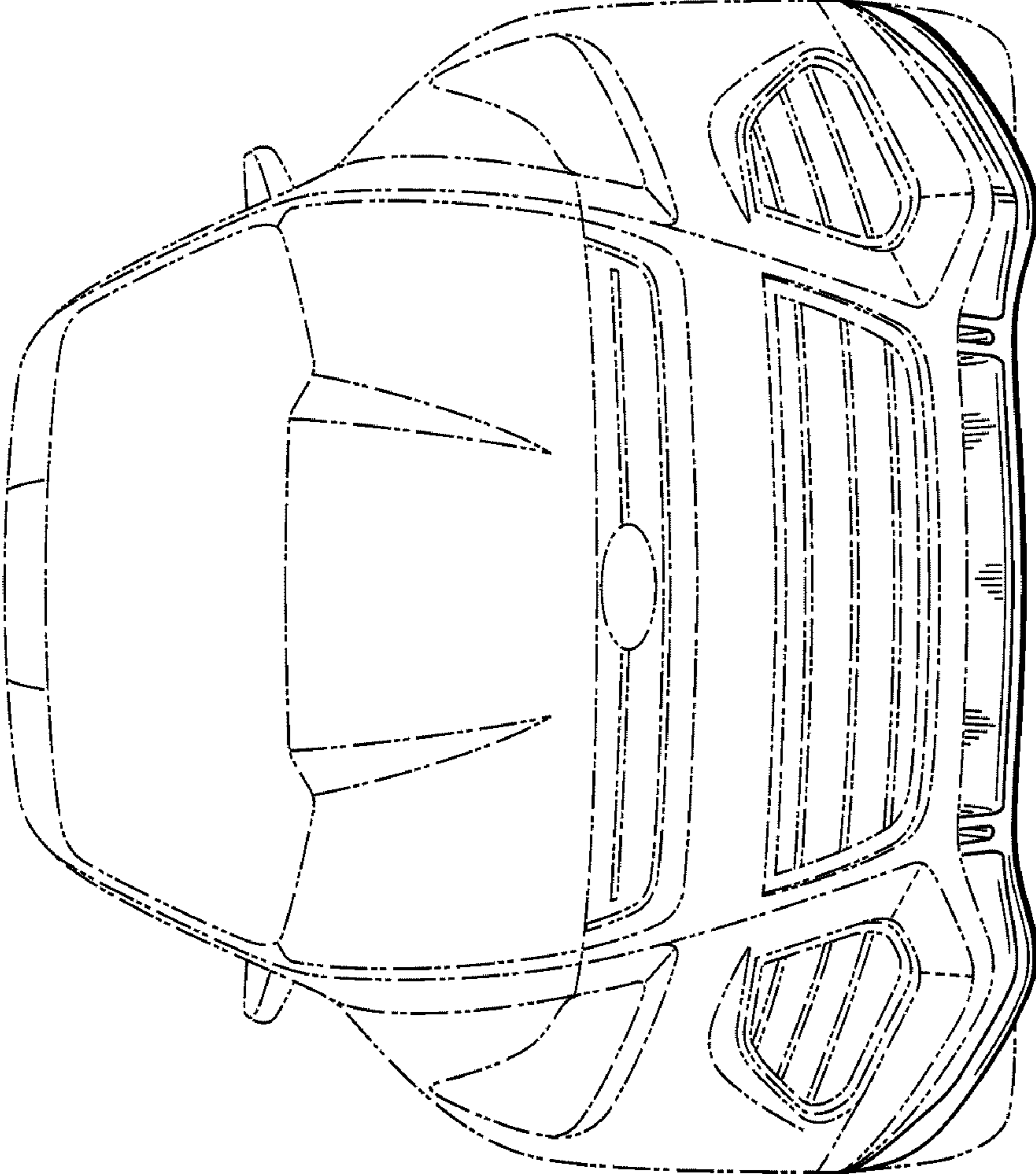


Fig. 1

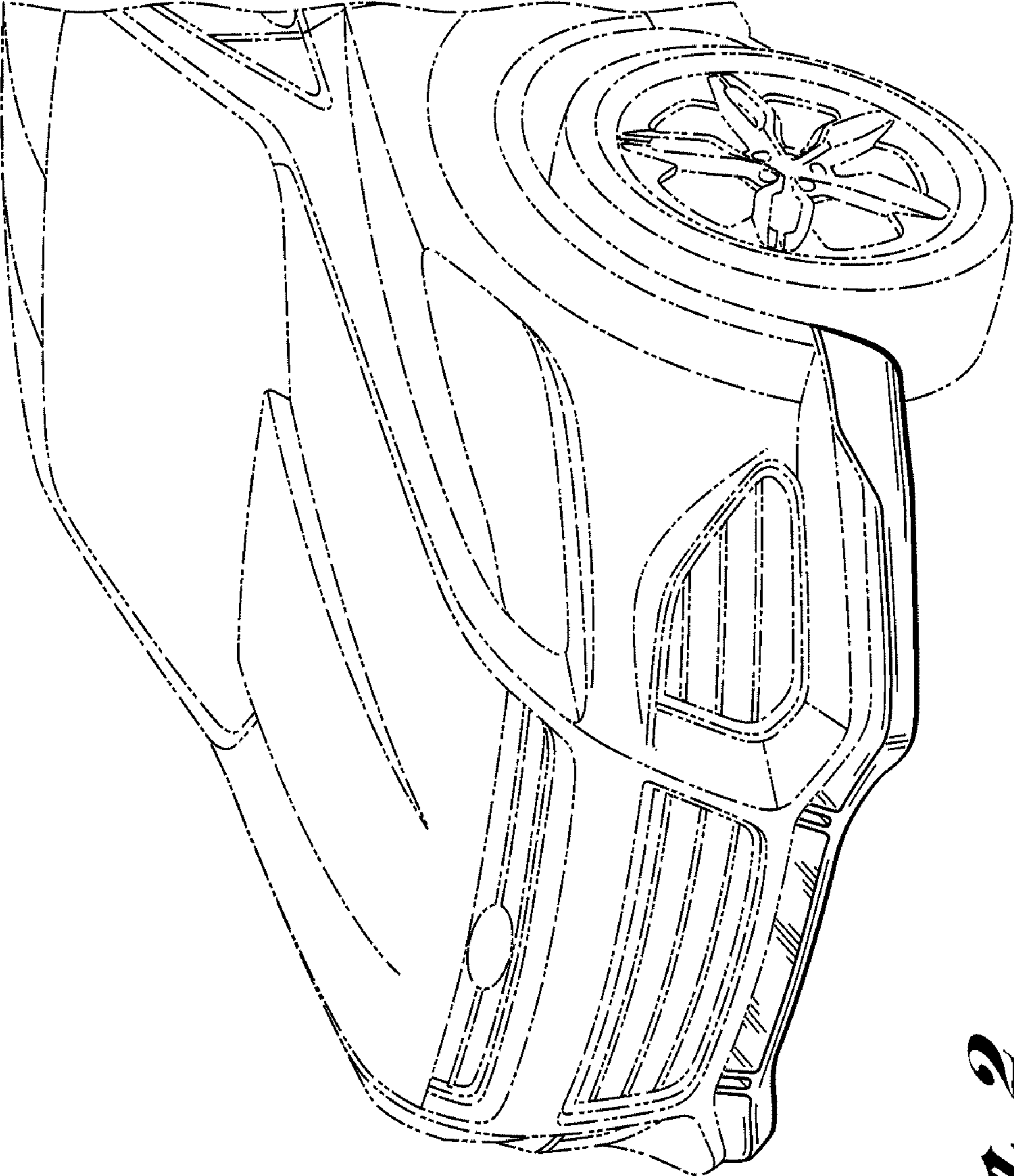


Fig. 2

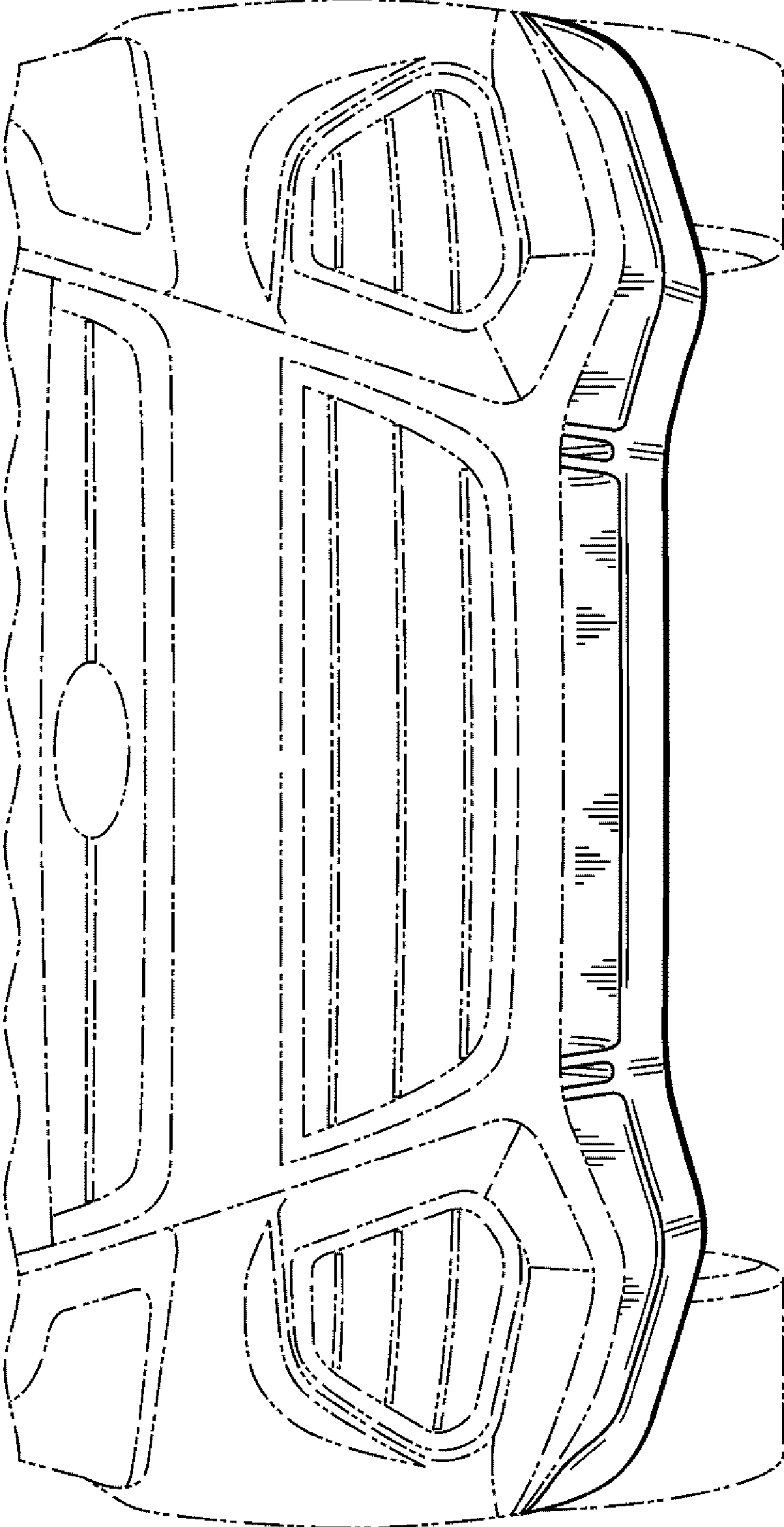


Fig. 3