



US00D646605S

(12) **United States Design Patent**
Okuyama et al.

(10) **Patent No.:** **US D646,605 S**

(45) **Date of Patent:** **** Oct. 11, 2011**

(54) **RAILWAY VEHICLE AND/OR TOY REPLICA THEREOF**

(75) Inventors: **Kiyoyuki Okuyama**, Yamagata (JP);
Kenchi Aoki, Kobe (JP); **Yoshitaka Kameda**, Kobe (JP); **Daichi Kosuge**, Kobe (JP)

(73) Assignee: **Kawasaki Jukogyo Kabushiki Kaisha**, Hyogo (JP)

(**) Term: **14 Years**

(21) Appl. No.: **29/366,572**

(22) Filed: **Jul. 27, 2010**

(30) **Foreign Application Priority Data**

Apr. 28, 2010 (JP) 2010-010680

Apr. 28, 2010 (JP) 2010-010681

(51) **LOC (9) Cl.** **12-03**

(52) **U.S. Cl.** **D12/36; D12/37; D12/38**

(58) **Field of Classification Search** D12/36, D12/37, 38, 39, 40, 41, 42, 43, 46, 52; 104/281, 104/118, 106, 89, 287, 94, 141-148, 329.1, 104/154, 119-121, 289; D21/814, 848, 833

See application file for complete search history.

(56) **References Cited**

U.S. PATENT DOCUMENTS

4,233,908	A	*	11/1980	Omar	105/3
D329,028	S	*	9/1992	Malewicki	D12/37
D478,842	S	*	8/2003	Deschenes et al.	D12/43
D499,047	S	*	11/2004	Meissner	D12/37
D577,313	S	*	9/2008	Graf et al.	D12/38
D592,999	S	*	5/2009	Chomiak	D12/36
D596,988	S	*	7/2009	Chomiak	D12/36

* cited by examiner

Primary Examiner — T. Chase Nelson

Assistant Examiner — Ania Dworzecka

(57) **CLAIM**

The ornamental design for a railway vehicle and/or toy replica thereof, as shown and described.

DESCRIPTION

FIG. 1 is a front elevational view of a railway vehicle and/or toy replica thereof showing our new design;
FIG. 2 is a left side elevational view thereof, the right side view being a mirror image of that shown;
FIG. 3 is a top plan view thereof;
FIG. 4 is a front right perspective view thereof; and,
FIG. 5 is a front right perspective view thereof with a portion of a skirt, which laterally covers a front wheel unit, removed. The broken lines in FIGS. 2 to 5, showing portions of the railway vehicle and/or toy replica thereof, form no part of the claimed design.

1 Claim, 5 Drawing Sheets

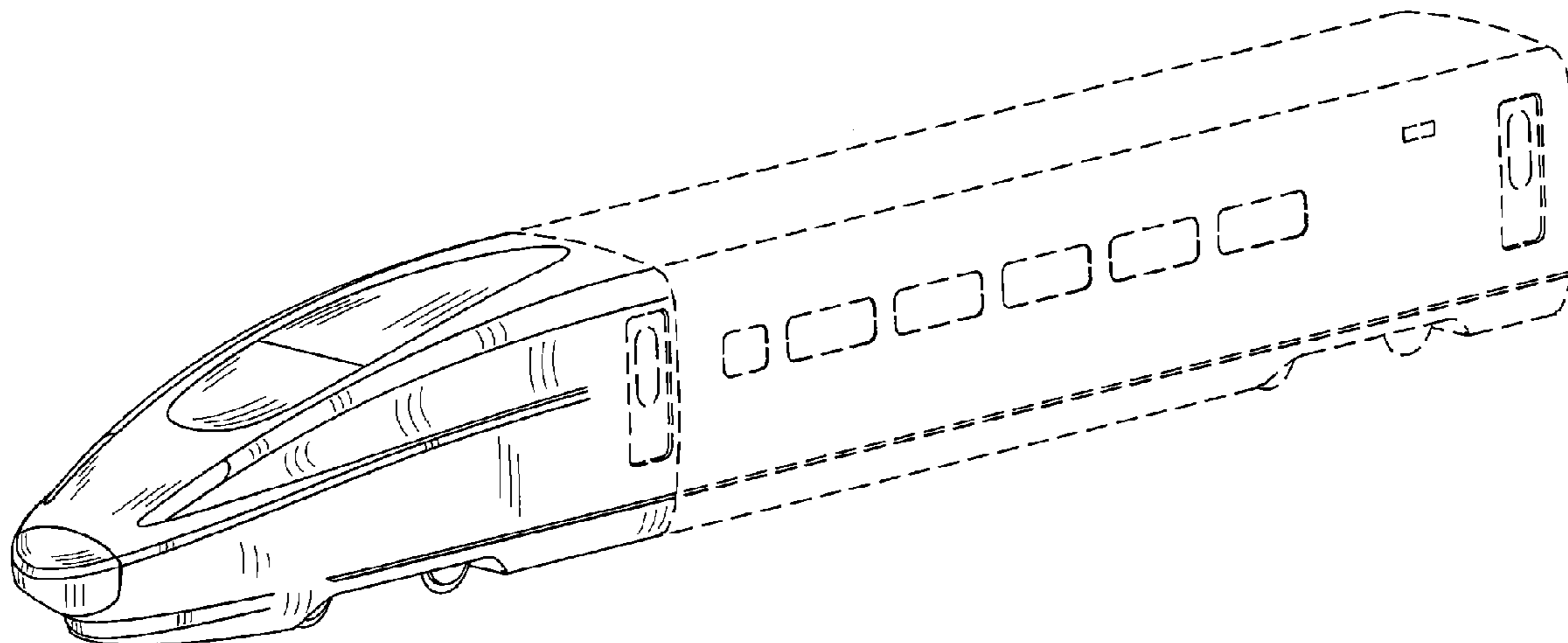
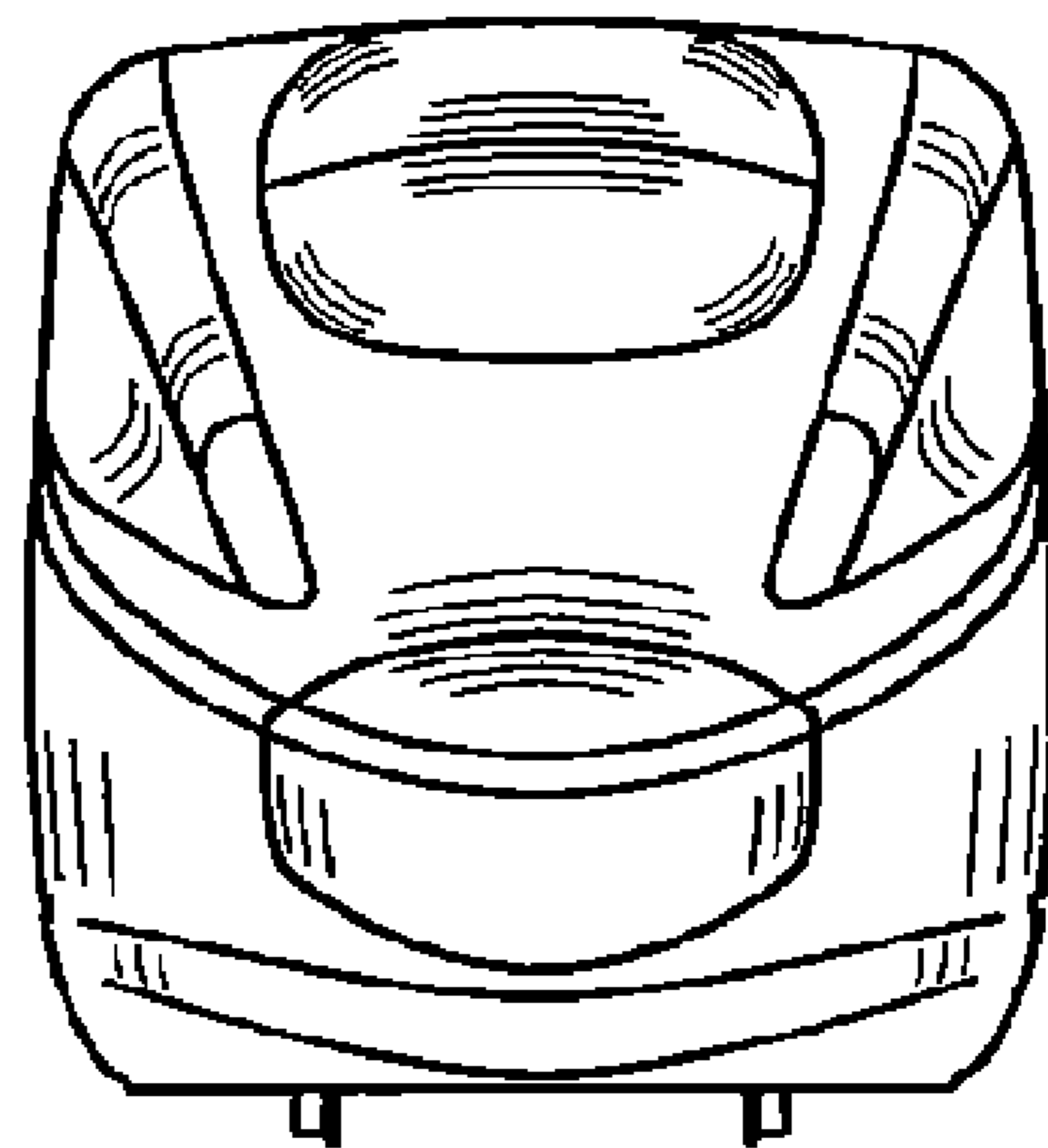


Fig. 1



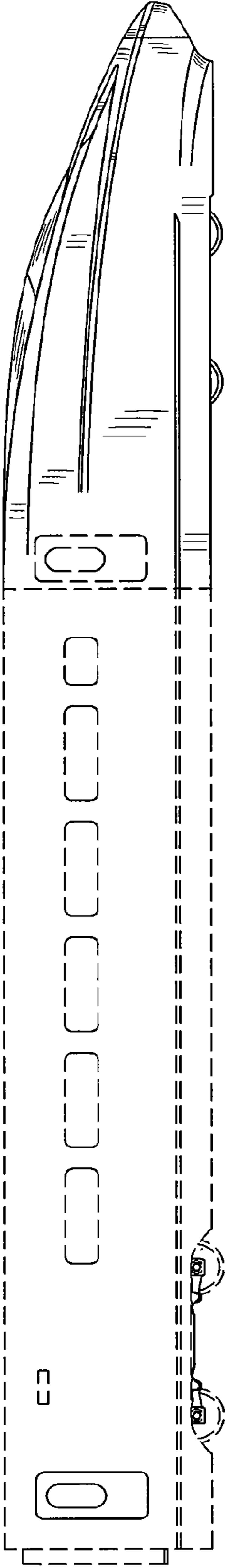


Fig. 2

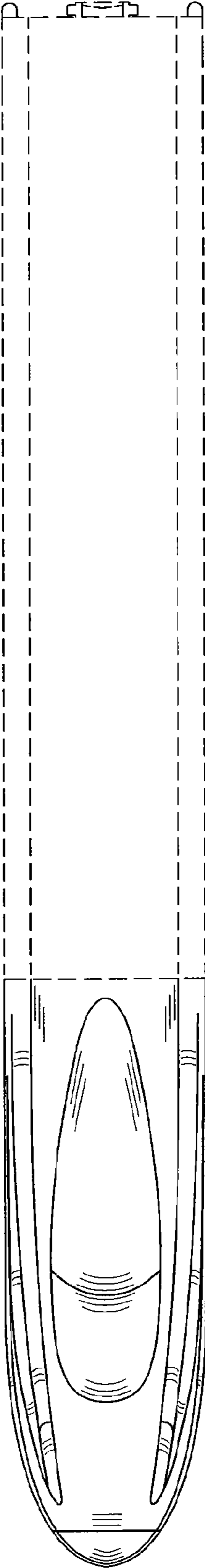


Fig. 3

Fig. 4

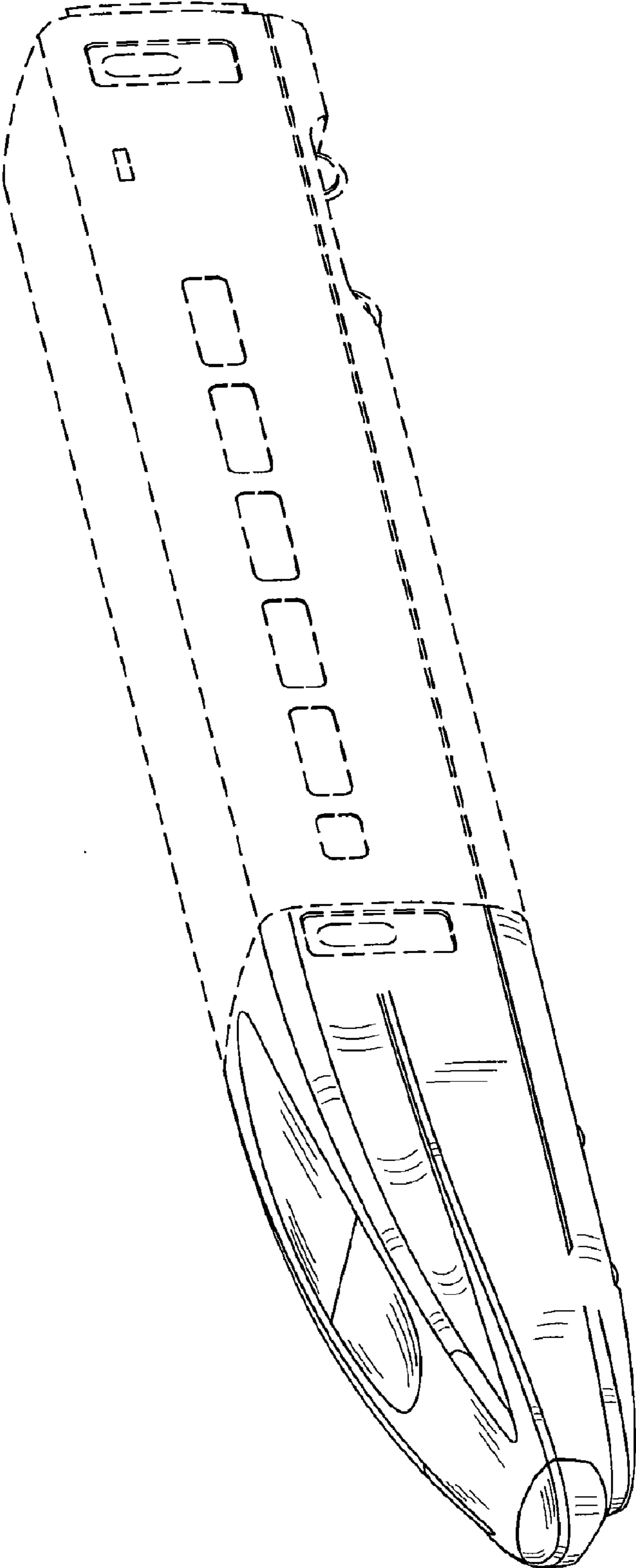


Fig. 5

