



US00D646601S

(12) **United States Design Patent**  
**Papazian**

(10) **Patent No.:** **US D646,601 S**

(45) **Date of Patent:** **\*\* Oct. 11, 2011**

(54) **PENDANT**

(76) Inventor: **Donna Papazian**, Holden, MA (US)

(\*\*) Term: **14 Years**

(21) Appl. No.: **29/360,480**

(22) Filed: **Apr. 27, 2010**

(51) **LOC (9) Cl.** ..... **11-01**

(52) **U.S. Cl.** ..... **D11/79**

(58) **Field of Classification Search** ..... D11/1,  
D11/2, 3, 4, 7, 40, 41, 42, 79-85; 63/1.11,  
63/3, 4, 12, 13

See application file for complete search history.

(56) **References Cited**

**U.S. PATENT DOCUMENTS**

|              |        |                |       |         |
|--------------|--------|----------------|-------|---------|
| D86,543 S *  | 3/1932 | Shadowsky      | ..... | D11/222 |
| D446,641 S * | 8/2001 | Weinstock      | ..... | D3/215  |
| D456,301 S * | 4/2002 | Martinez       | ..... | D11/79  |
| D516,458 S * | 3/2006 | Buckley        | ..... | D11/95  |
| D519,875 S * | 5/2006 | Bulgari        | ..... | D11/79  |
| D551,115 S * | 9/2007 | Azrielant      | ..... | D11/79  |
| D592,093 S * | 5/2009 | DaCosta        | ..... | D11/79  |
| D594,365 S * | 6/2009 | Grassi Damiani | ..... | D11/16  |
| D634,235 S * | 3/2011 | Sandberg       | ..... | D11/79  |

\* cited by examiner

*Primary Examiner* — Cathron Brooks

*Assistant Examiner* — Melanie Levy

(74) *Attorney, Agent, or Firm* — Brian M. Dingman; Mirick, O'Connell, DeMallie & Lougee, LLP

(57) **CLAIM**

The ornamental design for a pendant, as shown and described.

**DESCRIPTION**

FIG. 1 is a front perspective view of the pendant of the invention;

FIG. 2 is a rear perspective view of the pendant of FIG. 1;

FIG. 3 is a top view of the pendant of FIG. 1;

FIG. 4 is a front view of the pendant of FIG. 1;

FIG. 5 is a bottom view of the pendant of FIG. 1;

FIG. 6 is a rear view of the pendant of FIG. 1;

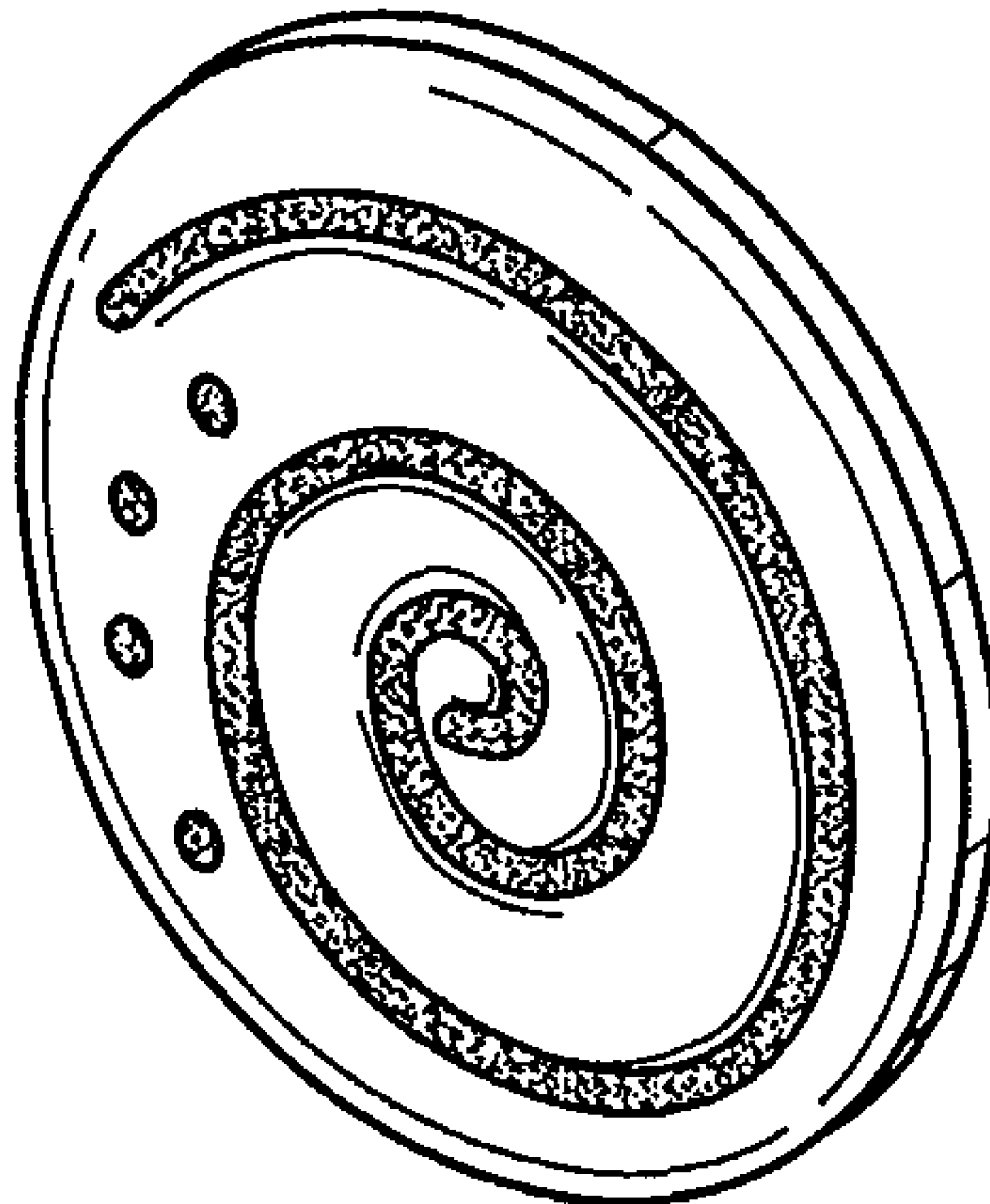
FIG. 7 is a right side view of the pendant of FIG. 1;

FIG. 8 is a left side view of the pendant of FIG. 1;

FIG. 9 is a front perspective view of the pendant of FIG. 1 in use as an earring, the material in dashed line forming no part of the claimed design; and,

FIG. 10 is a front perspective view of the pendant of FIG. 1 in use as a necklace, the material in dashed line forming no part of the claimed design.

**1 Claim, 2 Drawing Sheets**



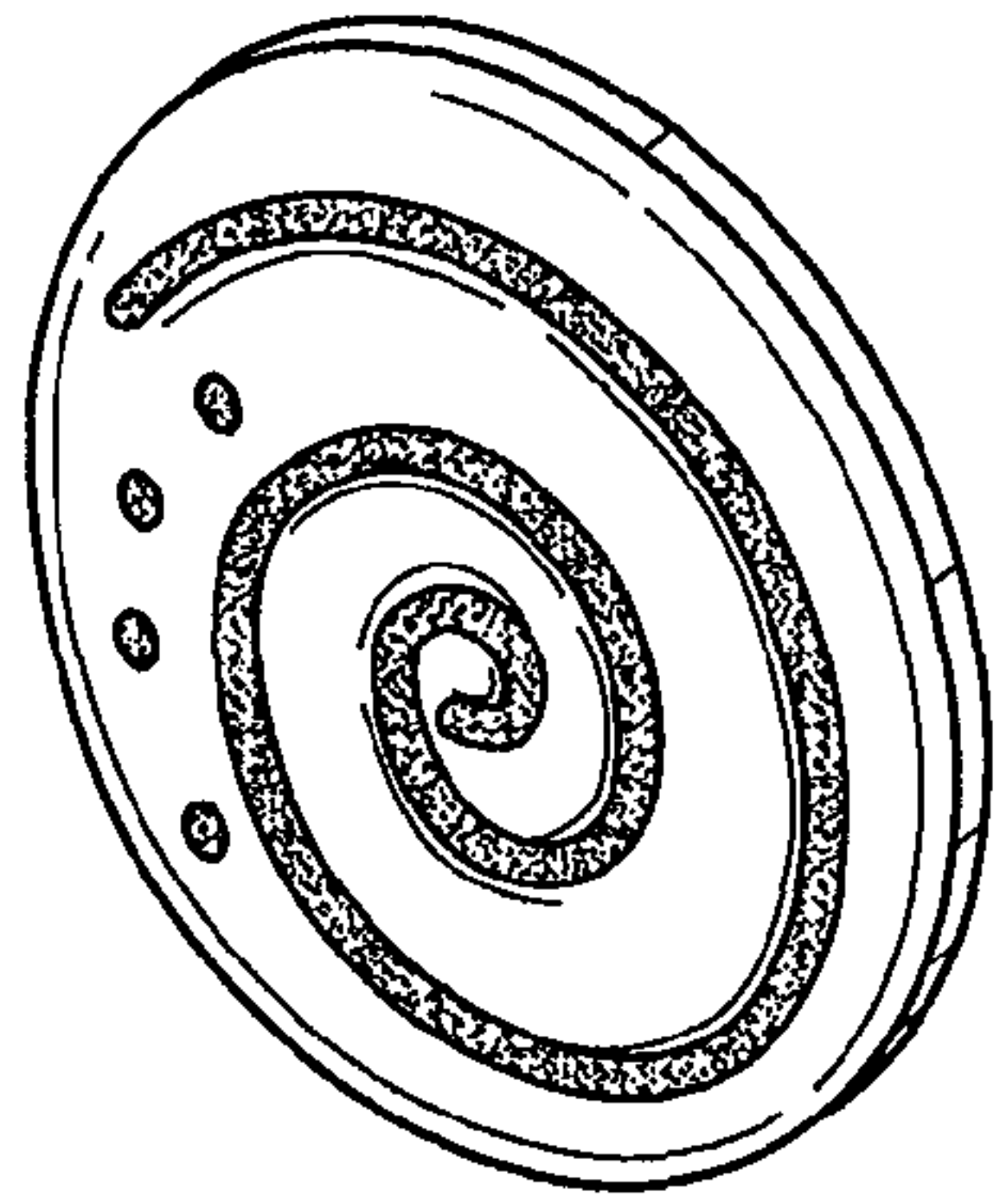


FIG. 1

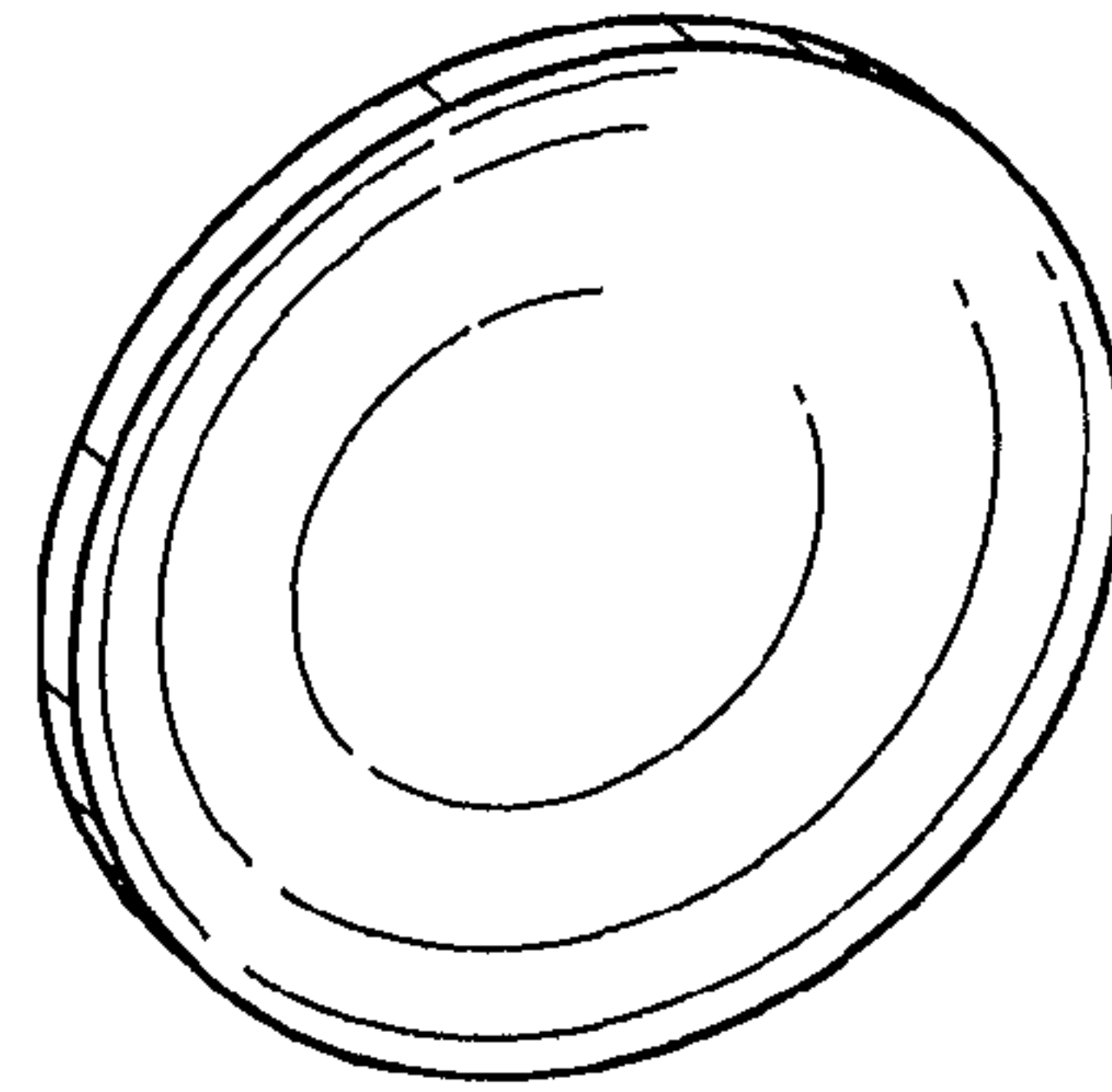


FIG. 2




FIG. 3



FIG. 7




FIG. 4



FIG. 8




FIG. 5

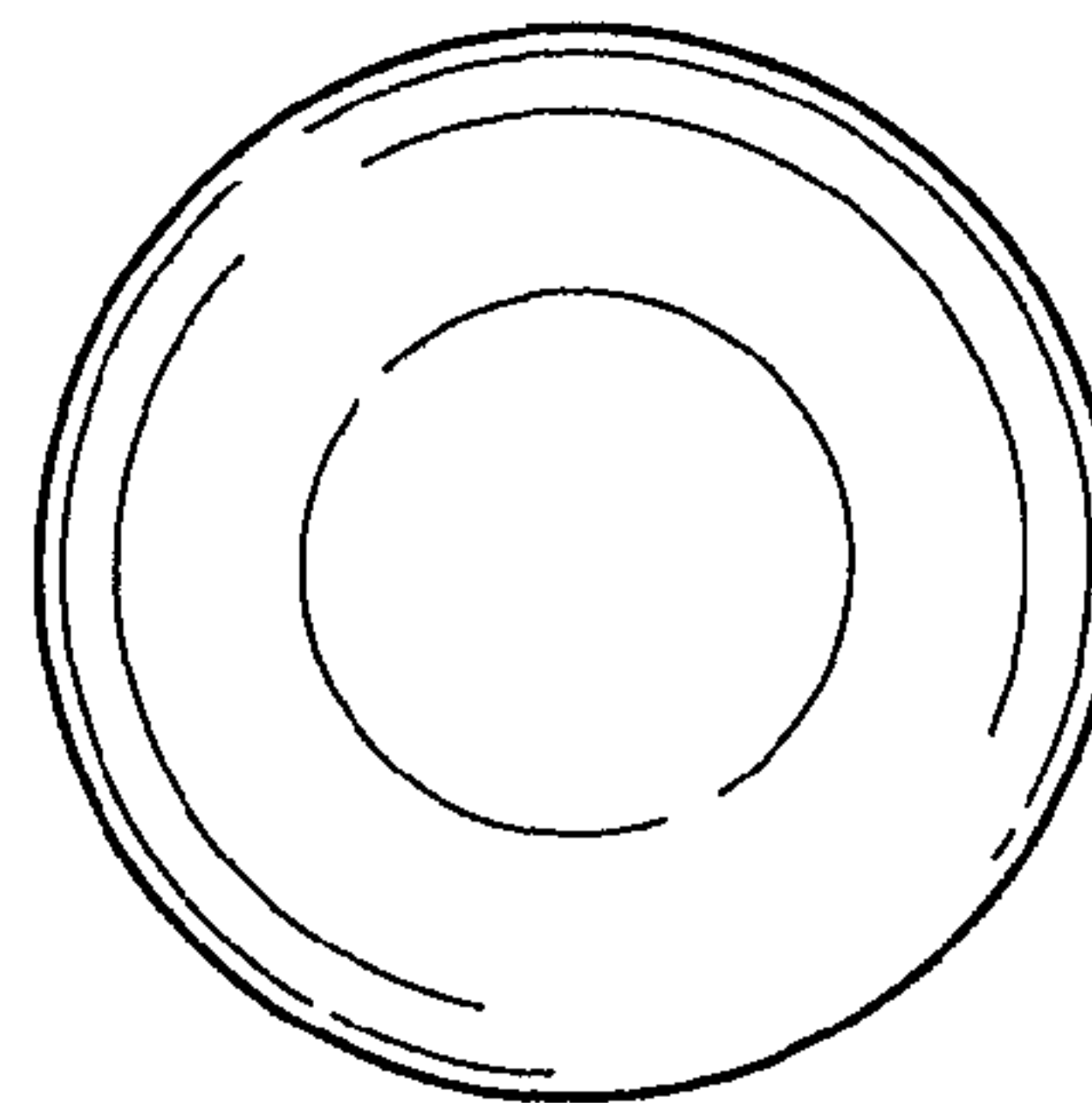


FIG. 6

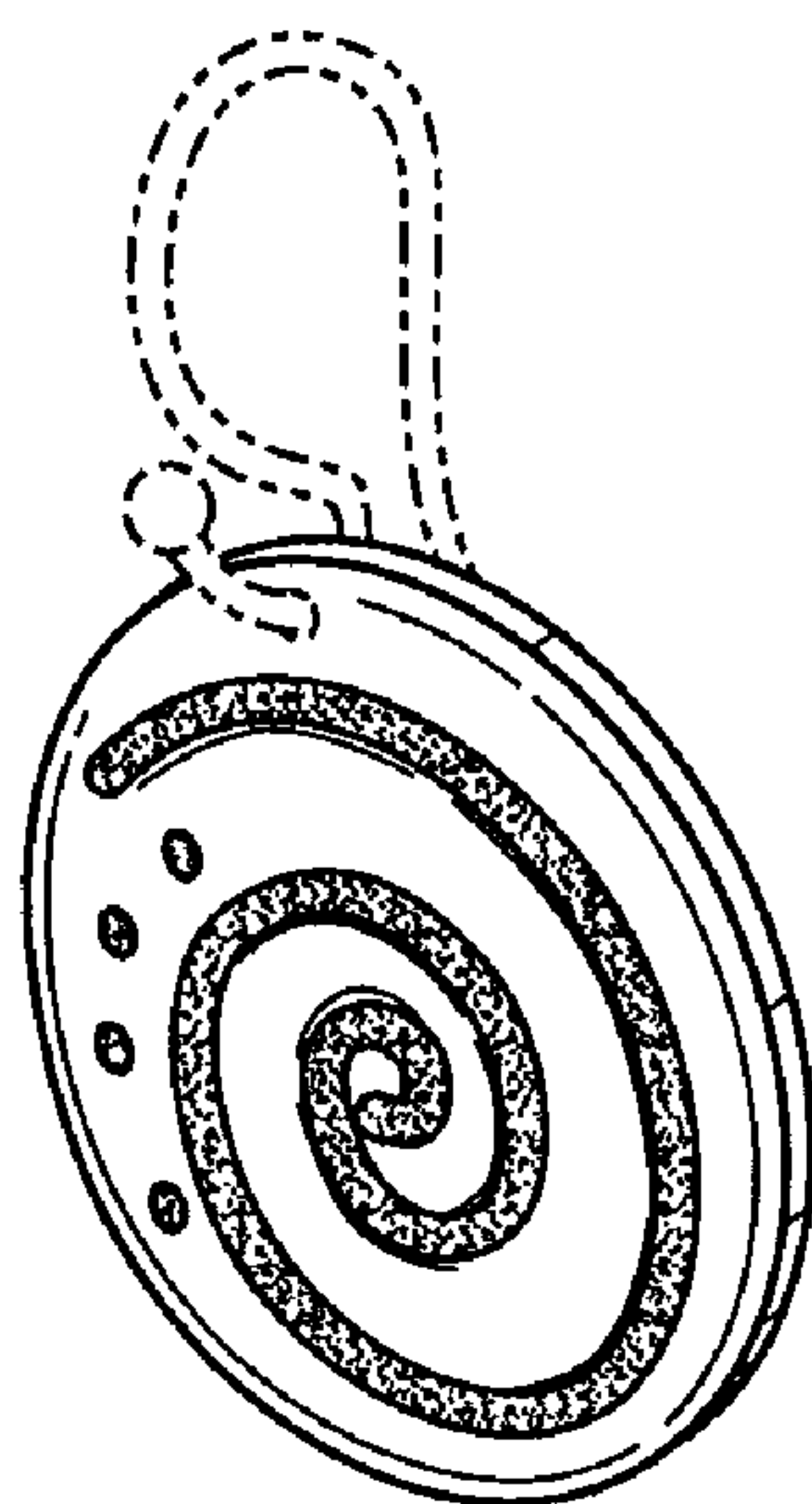


FIG. 9

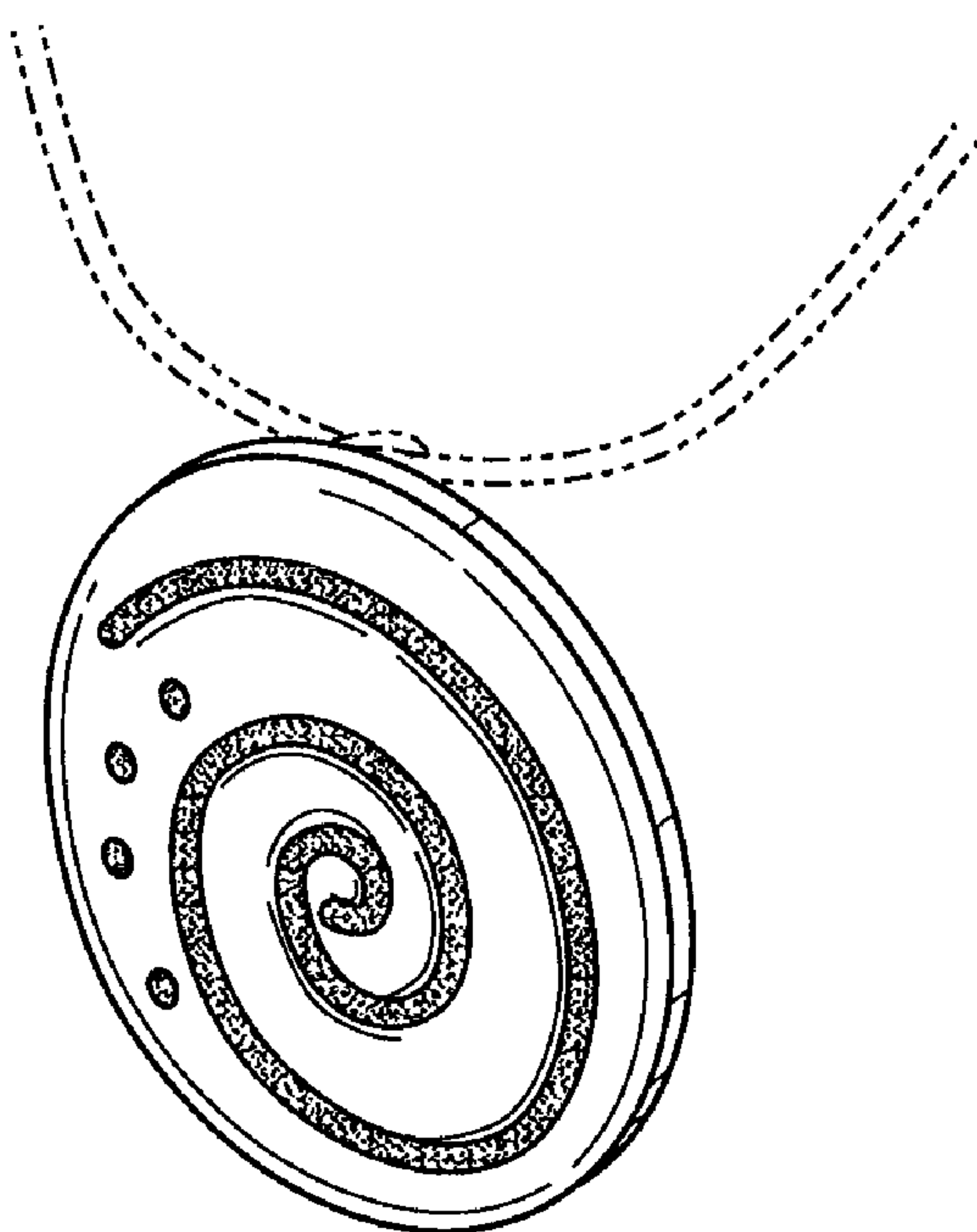


FIG. 10