

US00D646600S

(12) **United States Design Patent**  
**Minkkinen et al.**

(10) **Patent No.:** **US D646,600 S**

(45) **Date of Patent:** **\*\* Oct. 11, 2011**

(54) **BRACELET**

(75) Inventors: **Molly Alice Minkkinen**, Two Harbors, MN (US); **John Harvey Marxhausen**, Knife River, MN (US)

(73) Assignee: **Molly Alice Harney**, Two Harbors, MN (US)

(\*\*) Term: **14 Years**

(21) Appl. No.: **29/359,340**

(22) Filed: **Apr. 8, 2010**

(51) **LOC (9) Cl.** ..... **11-01**

(52) **U.S. Cl.** ..... **D11/3**

(58) **Field of Classification Search** ..... D11/1, D11/4, 5, 6, 11, 12, 15, 17, 21, 22, 25, 93, D11/94, 192, 3, 86; D10/32; D3/207; 63/11, 63/7, 3.1, 3.2, 4, 5.1, 5.2; 362/104, 571; 40/633; D14/356; D29/120.1

See application file for complete search history.

(56) **References Cited**

**U.S. PATENT DOCUMENTS**

228,348	A *	6/1880	Hayward	.....	63/3
D317,274	S *	6/1991	Redina	.....	D11/4
D390,150	S *	2/1998	Wein	.....	D11/37
D429,657	S *	8/2000	Baghdassarian et al.	.....	D11/3
6,260,383	B1 *	7/2001	Warren et al.	.....	63/15
D450,009	S *	11/2001	Molfese	.....	D11/26
D458,558	S *	6/2002	Tschetter	.....	D11/26
D470,429	S *	2/2003	Bonnet	.....	D11/3
D533,085	S *	12/2006	Mourgue	.....	D10/32
D533,476	S *	12/2006	Jang	.....	D11/26
D552,004	S *	10/2007	Varon	.....	D11/3
D563,818	S *	3/2008	Varon	.....	D11/3
D587,157	S *	2/2009	Hawk	.....	D11/26

D591,633	S *	5/2009	Del Valle	.....	D11/3
D600,570	S *	9/2009	Zinder	.....	D10/31
D600,571	S *	9/2009	Singer	.....	D10/32
D618,577	S *	6/2010	Takahashi	.....	D11/37
D623,550	S *	9/2010	Weber	.....	D11/3
D630,121	S *	1/2011	Roysky	.....	D11/3
D637,936	S *	5/2011	Modi	.....	D11/3
2001/0045033	A1 *	11/2001	Fischer	.....	40/541
2002/0002842	A1 *	1/2002	Molfese	.....	63/15

\* cited by examiner

*Primary Examiner* — Austin Murphy

(74) *Attorney, Agent, or Firm* — Avery, Whigham & Winesett, PA; Nathan Stamey Winesett

(57) **CLAIM**

What is claimed is the ornamental design for bracelet, as shown and described herein.

**DESCRIPTION**

FIG. 1 is a top front perspective view of a bracelet showing my new design;

FIG. 2 is a top back perspective view of the bracelet shown in FIG. 1;

FIG. 3 is a top view of the bracelet shown in FIG. 1;

FIG. 4 is a bottom view of the bracelet shown in FIG. 1;

FIG. 5 is a front view of the bracelet shown in FIG. 1;



FIG. 6 is a back view of the bracelet shown in FIG. 1;


FIG. 7 is a left side view of the bracelet shown in FIG. 1; and,

FIG. 8 is a right side view of the bracelet shown in FIG. 1.

The bracelet is shown with an ornamental raised Arabic phrase translating in English to “This, too, will pass” or alternatively to “This, too, shall pass.” The ornamental raised Arabic phrase is repeated around the bracelet as shown.

**1 Claim, 6 Drawing Sheets**






**Fig. 1**




**Fig. 2**







***Fig. 3***




***Fig. 4***




**Fig. 5**



**Fig. 6**



*Fig. 7*



*Fig. 8*