



US00D646587S

(12) **United States Design Patent**
Daniels

(10) **Patent No.:** **US D646,587 S**
(45) **Date of Patent:** **** Oct. 11, 2011**

(54) **COMBINATION CONTAINER AND STORAGE COMPARTMENT**

(76) Inventor: **Alicia Rechele Daniels**, St. Petersburg, FL (US)

(**) Term: **14 Years**

(21) Appl. No.: **29/387,744**

(22) Filed: **Mar. 17, 2011**

(51) **LOC (9) Cl.** **09-03**

(52) **U.S. Cl.** **D9/761**

(58) **Field of Classification Search** D9/420-426, D9/432, 414, 428, 761, 737, 418; D7/629, D7/602; D3/273, 294, 20, 203.3, 206, 276, D3/282, 284, 293, 295-298, 302, 315, 901, D3/903, 905; 229/902, 904, 406, 407, 903; 426/106; 220/781-794, 674, 675, 4.21-4.24, 220/555, 556, 810, 836, 837, 841, 366.1, 220/367; 206/508, 216, 541, 6.1, 214, 575, 206/579; D6/6.1, 214, 575, 579

See application file for complete search history.

(56) **References Cited**

U.S. PATENT DOCUMENTS

1,514,379 A	11/1924	Fleischer	
3,679,093 A	7/1972	Chang	
D236,691 S *	9/1975	Haase	D9/761
D240,353 S *	6/1976	Edwards	D9/761
4,079,880 A	3/1978	Edwards	
D254,776 S	4/1980	Edwards	
D262,866 S	2/1982	Commisso	
D262,944 S	2/1982	Commisso	
D263,023 S	2/1982	Commisso	
D269,854 S	7/1983	Commisso	
D270,708 S	9/1983	Dart	
D304,908 S	12/1989	Natori	
D304,910 S	12/1989	Natori	
4,930,637 A	6/1990	DeRoseau	
D312,025 S	11/1990	Antoni et al.	
D315,100 S	3/1991	Sheehan	
5,042,712 A	8/1991	DeRoseau	
5,090,572 A	2/1992	DeRoseau	
D353,327 S	12/1994	Castner et al.	

D365,755 S	1/1996	Kanfer et al.	
D407,014 S	3/1999	McCann	
D408,734 S	4/1999	McCann	
5,947,321 A	9/1999	Vadney	
6,371,324 B1	4/2002	Torniainen et al.	
D512,305 S	12/2005	Ramirez et al.	
D530,160 S	10/2006	Maltese et al.	
D541,649 S	5/2007	Ramirez et al.	
D551,546 S	9/2007	Ramirez et al.	
D553,489 S	10/2007	Lambert et al.	
D558,046 S	12/2007	Okin et al.	
7,451,889 B2	11/2008	Mantis	
D596,935 S *	7/2009	Golota et al.	D9/420

* cited by examiner

Primary Examiner — Mark Goodwin

(74) *Attorney, Agent, or Firm* — Larson & Larson, P.A.; Frank Liebenow; Justin Miller

(57) **CLAIM**

I claim the ornamental design for a combination container and storage compartment, as shown and described.

DESCRIPTION

FIG. 1 is a front elevation view of the combination container and storage compartment showing my new design; FIG. 2 is a rear elevation view thereof; FIG. 3 is a right side view thereof; FIG. 4 is a left side view thereof; FIG. 5 is a top plan view thereof; FIG. 6 is a bottom plan view thereof; FIG. 7 is a perspective view thereof showing the storage compartment being used to store eating utensils or other items the user may desire to store with the container; the broken lines depict eating utensils for illustrative purposes only and form no part of the claimed design; and, FIG. 8 is a perspective view thereof showing the storage compartment being used to store eating utensils or other items the user may desire to store with the container; The broken lines depicting an optional, removable cover for the storage compartment in FIG. 8 are for illustrative purposes only and form no part of the claimed design.

1 Claim, 5 Drawing Sheets

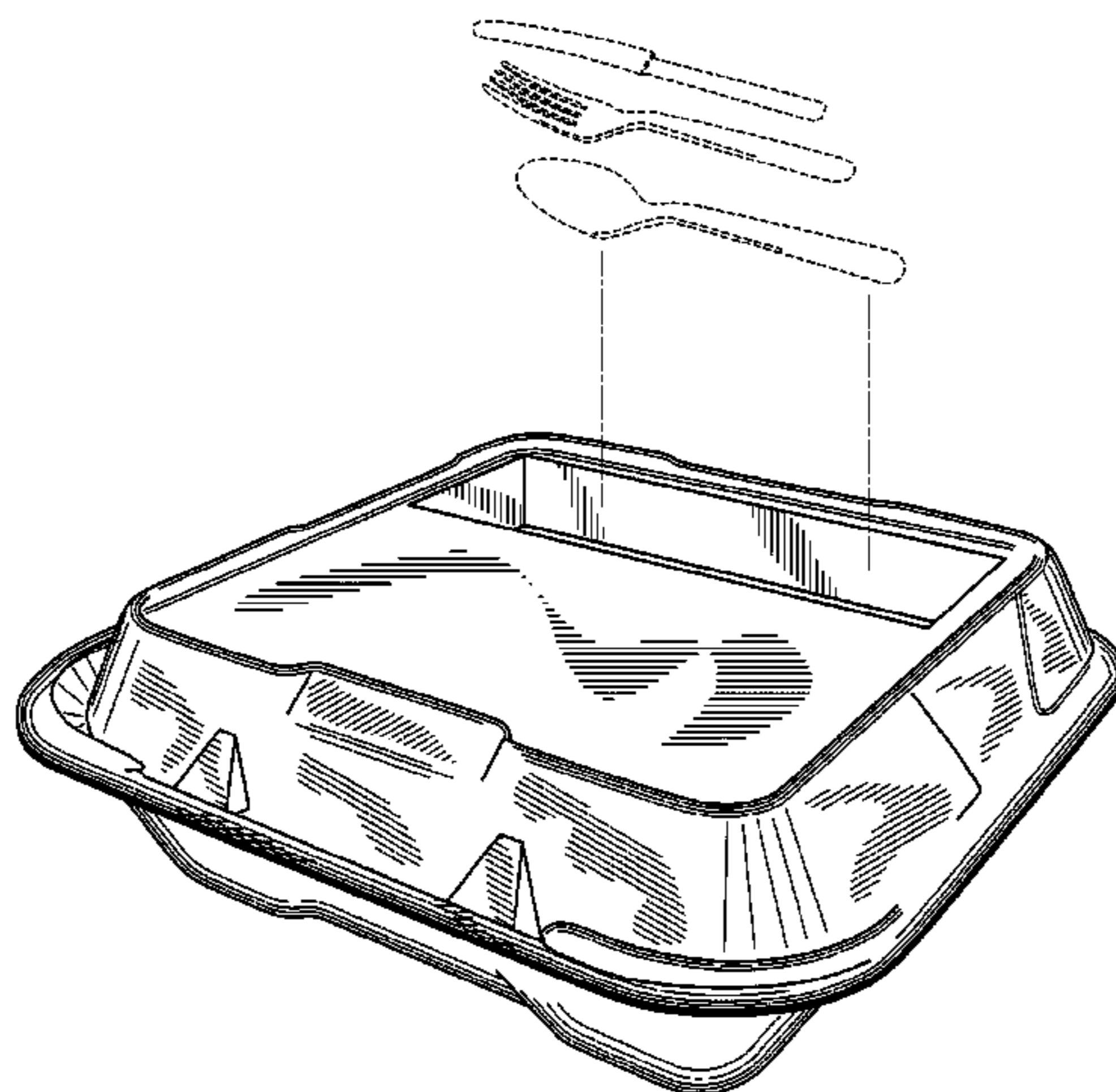


FIG. 1

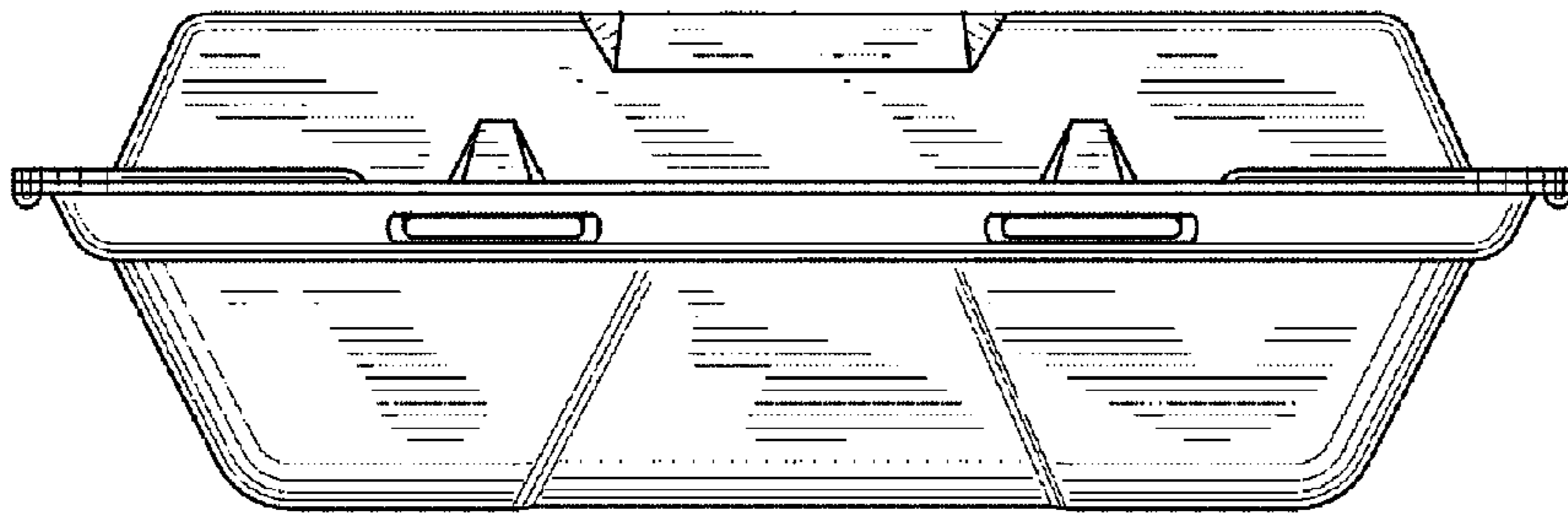


FIG. 2

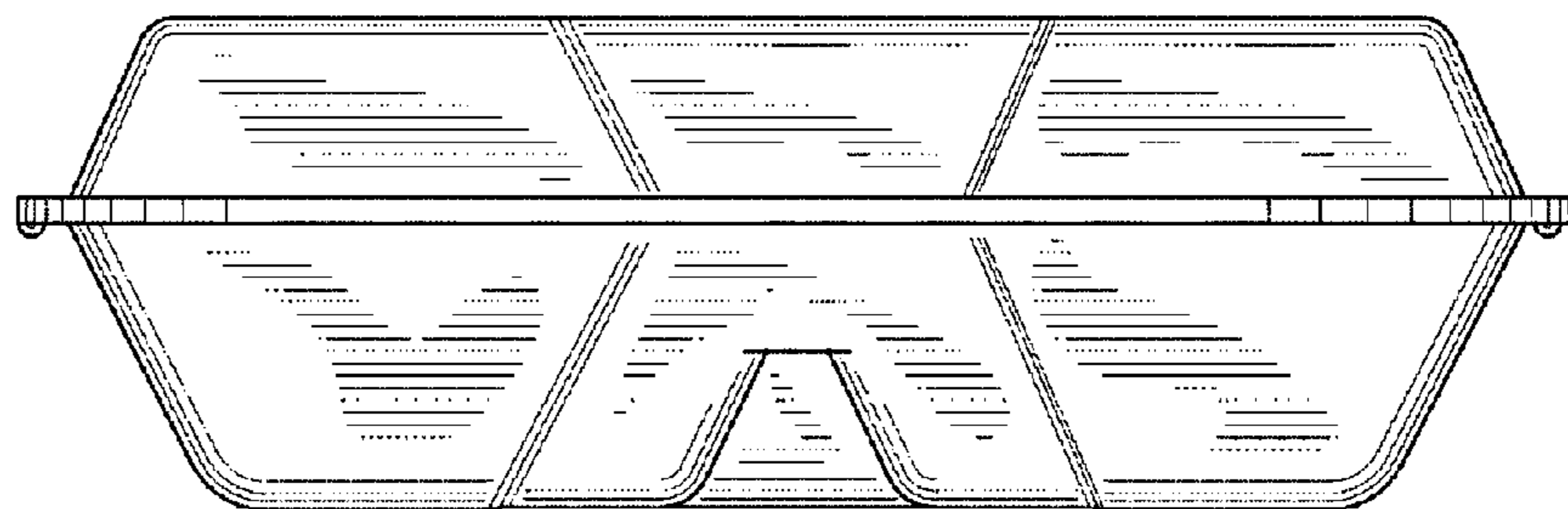


FIG. 3

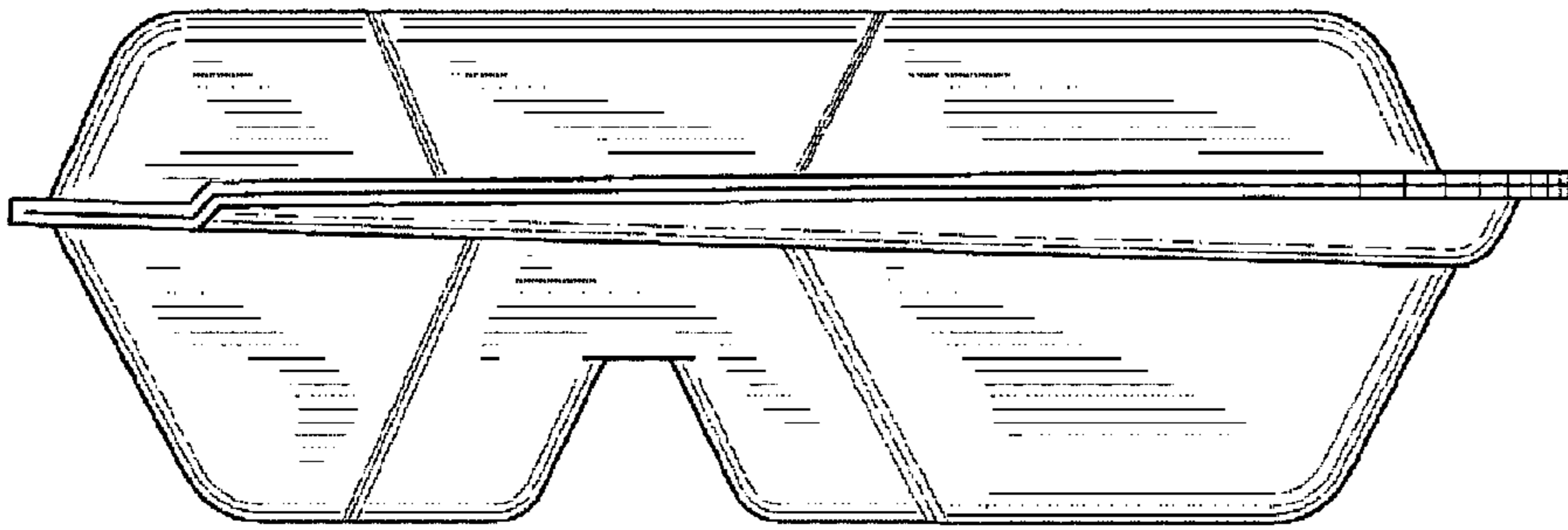
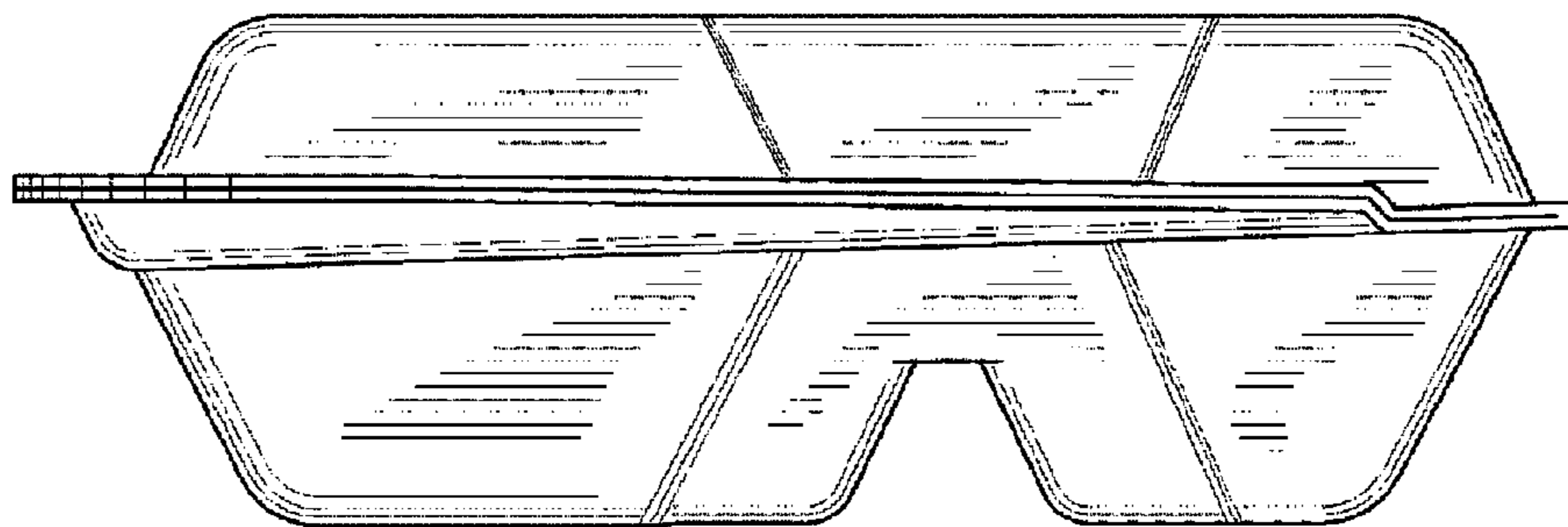


FIG. 4



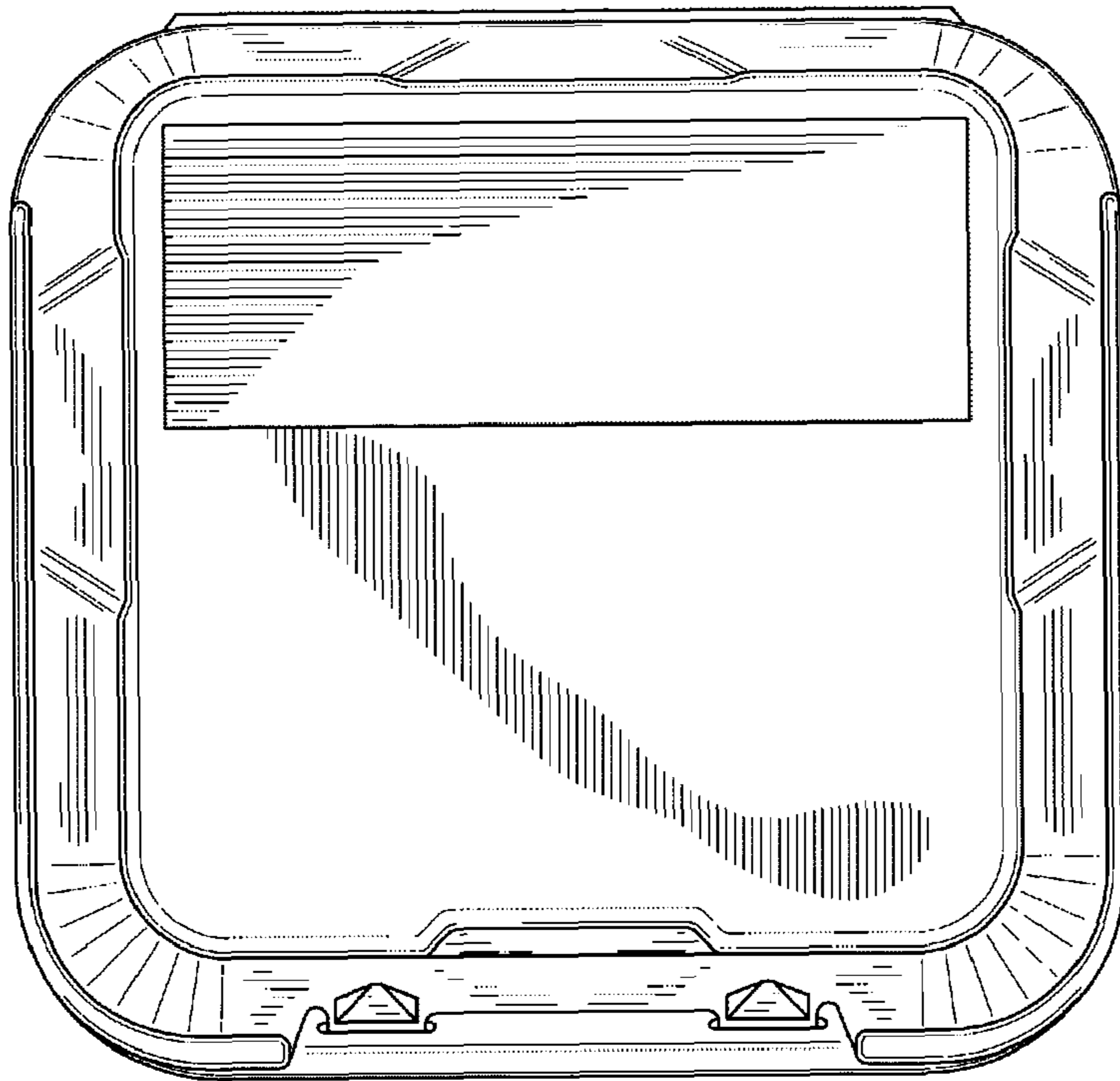


FIG. 5

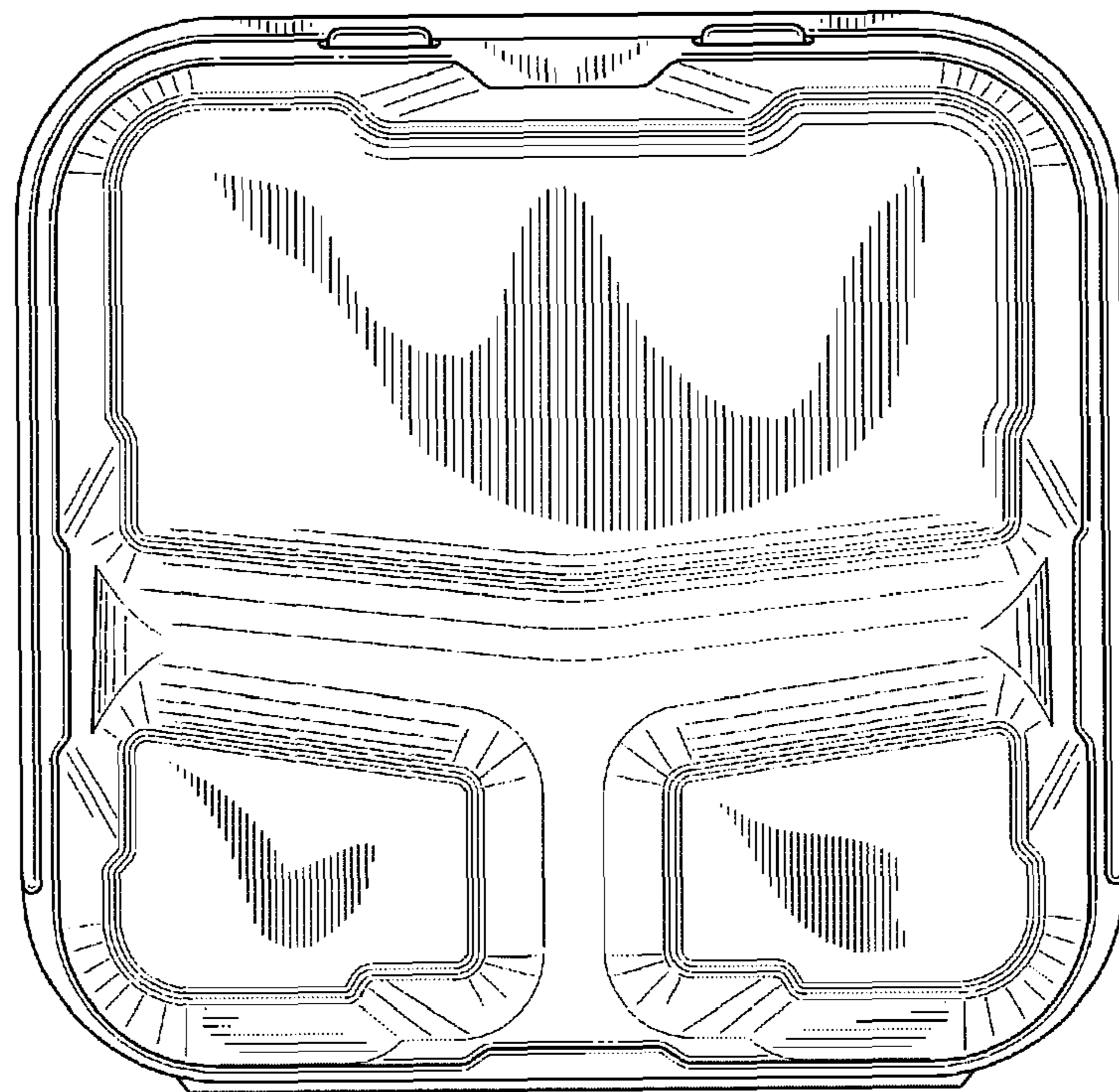


FIG. 6

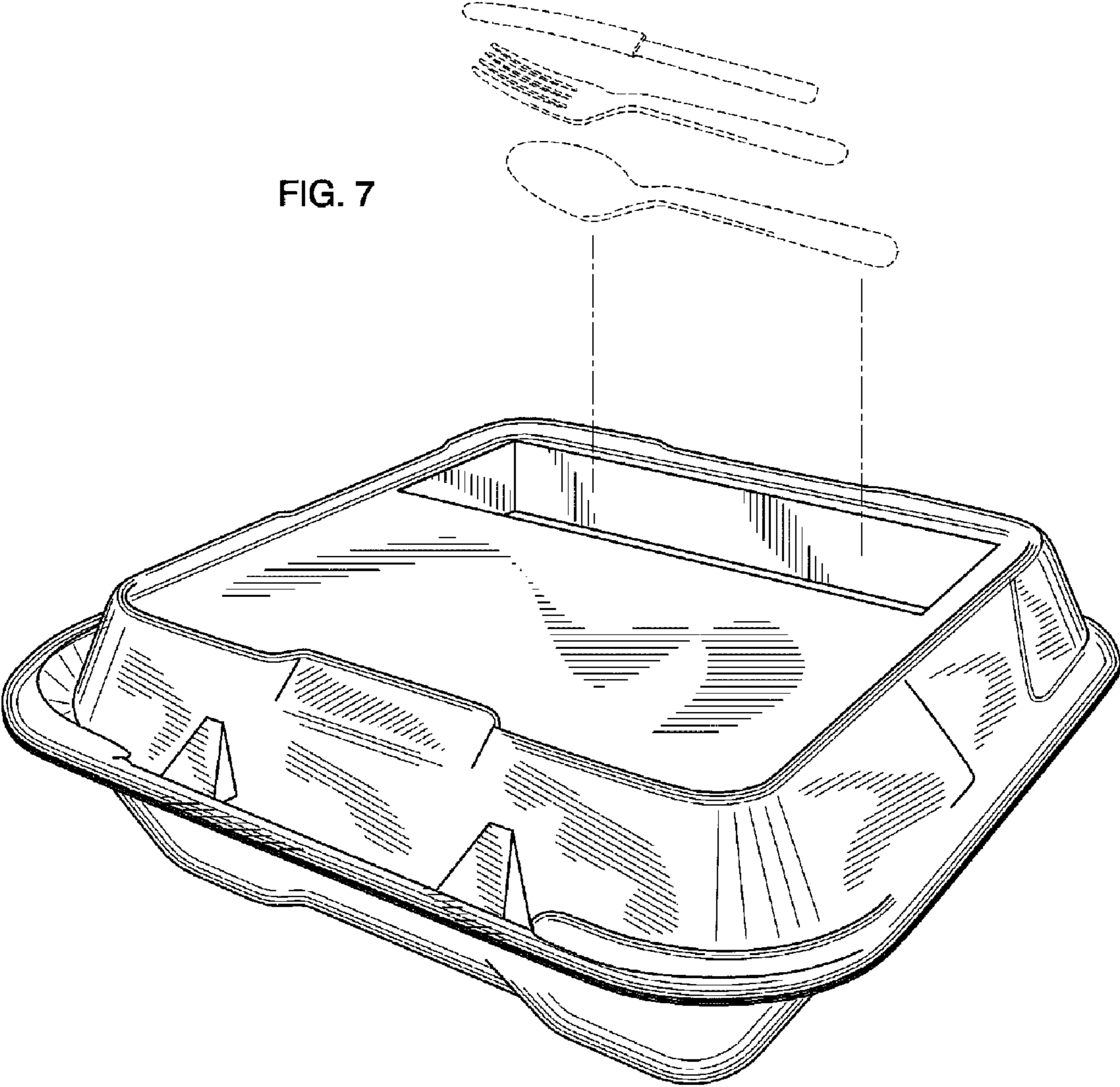


FIG. 7

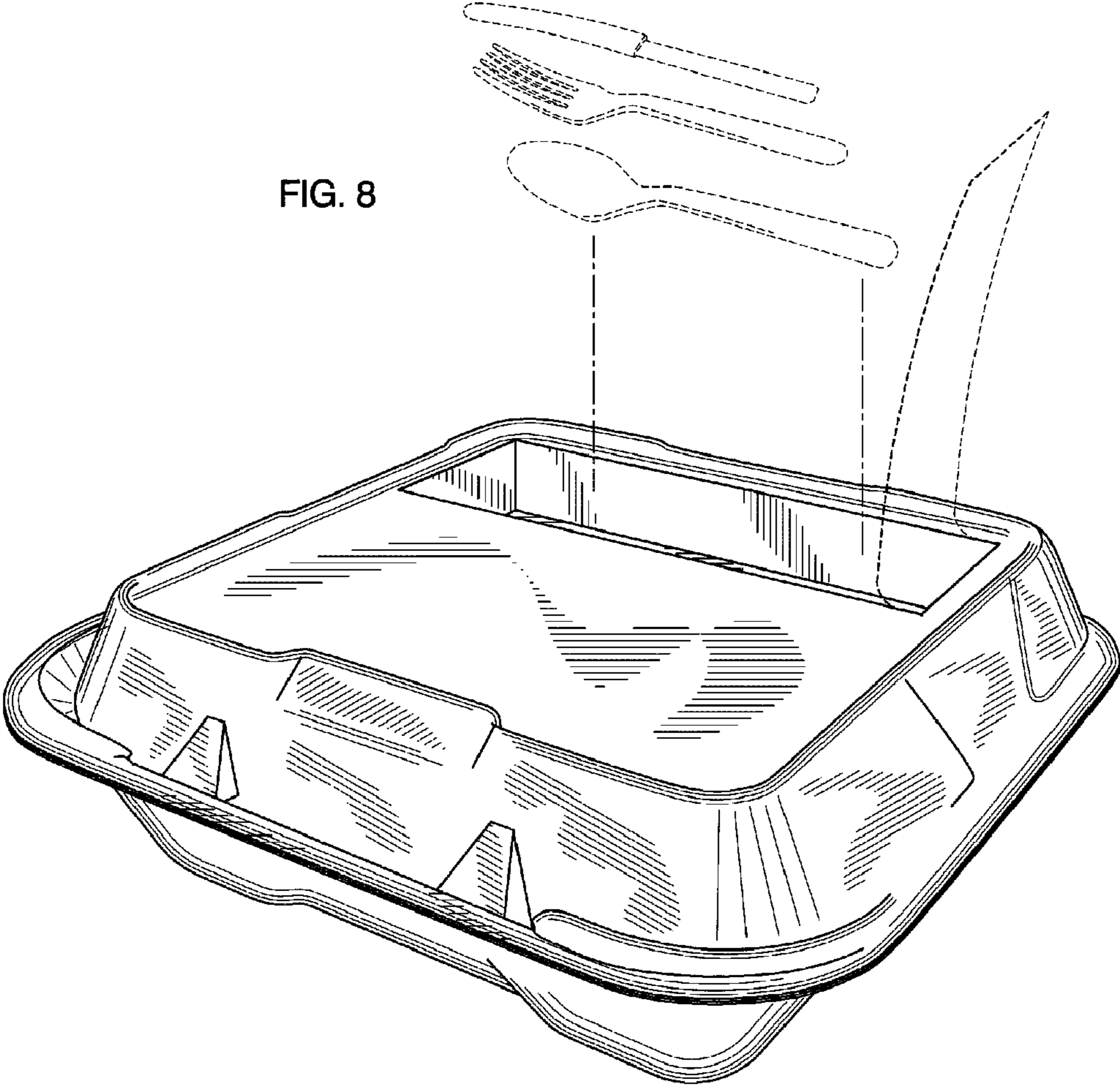


FIG. 8