



US00D646582S

(12) **United States Design Patent**
Ren et al.

(10) **Patent No.:** **US D646,582 S**

(45) **Date of Patent:** **** Oct. 11, 2011**

(54) **PACKAGE**

D412,398 S 8/1999 Watabe
5,938,107 A 8/1999 Anchor
D454,301 S 3/2002 Moldoveanu

(Continued)

(75) Inventors: **Wei Ren**, Beijing (CN); **Cesar Alejandro Jaramillo Lopez**, Guangzhou (CN)

FOREIGN PATENT DOCUMENTS

(73) Assignee: **The Procter & Gamble Company**, Cincinnati, OH (US)

AU 157181 1/2005

(Continued)

(**) Term: **14 Years**

Primary Examiner — Sandra Morris

(74) *Attorney, Agent, or Firm* — Carrie M. Benjamin; Julia A. Glazer; David M. Weirich

(21) Appl. No.: **29/377,873**

(22) Filed: **Oct. 27, 2010**

(57) **CLAIM**

The ornamental design for a package, as shown and described.

(51) **LOC (9) Cl.** **09-01**

(52) **U.S. Cl.** **D9/651; D9/432**

(58) **Field of Classification Search** D9/600,
D9/651, 667, 414, 430-433; 206/457-458,
206/527; 220/890

DESCRIPTION

See application file for complete search history.

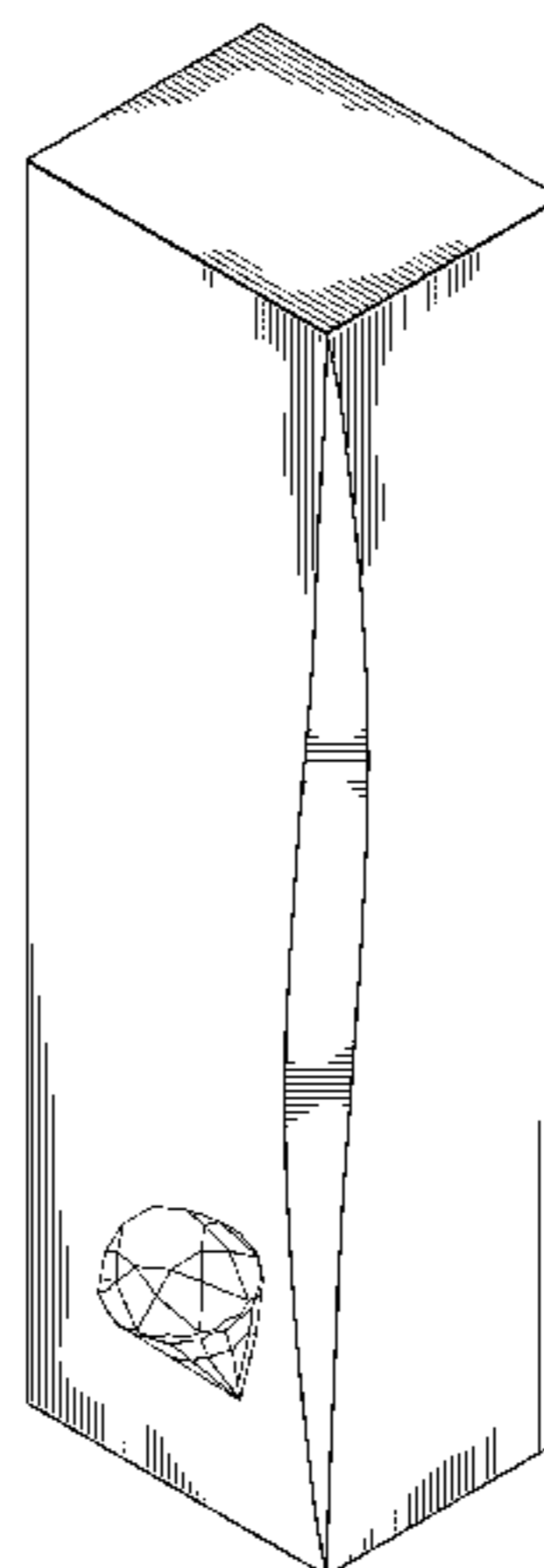
FIG. 1 is a perspective view of a package, embodying our new design;
FIG. 2 is a front view thereof;
FIG. 3 is a back view thereof;
FIG. 4 is a right side view thereof;
FIG. 5 is a left side view thereof;
FIG. 6 is a top plan view thereof;
FIG. 7 is a bottom view thereof;
FIG. 8 is a perspective view of a second embodiment of a package, embodying our new design;
FIG. 9 is a front view thereof;
FIG. 10 is a back view thereof;
FIG. 11 is a right side view thereof;
FIG. 12 is a left side view thereof;
FIG. 13 is a top plan view thereof;
FIG. 14 is a bottom view thereof;
FIG. 15 is a perspective view of a third embodiment of a package, embodying our new design;
FIG. 16 is a front view thereof;
FIG. 17 is a back view thereof;
FIG. 18 is a right side view thereof;
FIG. 19 is a left side view thereof;
FIG. 20 is a top plan view thereof; and,
FIG. 21 is a bottom view thereof.

(56) **References Cited**

U.S. PATENT DOCUMENTS

2,050,894 A 8/1936 Paige
D183,717 S 10/1958 Casler
2,964,227 A 12/1960 Goldsholl
D190,973 S 7/1961 Craddock
D194,246 S 12/1962 Engelmann
D194,514 S 2/1963 Rau
D202,920 S 11/1965 Muesing
D207,805 S 5/1967 Nowak
3,363,747 A 1/1968 Nowak
D211,564 S 7/1968 Bailey
3,610,514 A 10/1971 Samsing
D244,993 S 7/1977 Drysdale
4,058,211 A 11/1977 Barbieri
4,313,556 A 2/1982 Boyle
D273,462 S 4/1984 Mode
4,871,080 A 10/1989 Bennett
D389,055 S 1/1998 Seo
D391,847 S 3/1998 Seo
5,739,272 A 4/1998 Canas Poblet
D394,385 S 5/1998 Laughlin
D395,600 S 6/1998 Borghorst
D407,969 S 4/1999 Planchard
D407,970 S 4/1999 Planchard

1 Claim, 12 Drawing Sheets



US D646,582 S

Page 2

U.S. PATENT DOCUMENTS

D460,355 S 7/2002 Lenz
D468,638 S 1/2003 Nogami
D502,871 S 3/2005 Ghini
D503,616 S 4/2005 Ghini
D503,827 S 4/2005 Cahill
D512,630 S 12/2005 Tachikawa
D513,177 S 12/2005 Tachikawa
D518,368 S 4/2006 Tachikawa
D518,371 S 4/2006 Franic
D519,832 S 5/2006 Demathieu
D521,373 S 5/2006 Stanton
D521,374 S 5/2006 Ghini
D521,376 S 5/2006 Mosto
D534,071 S 12/2006 Hoff
D538,156 S 3/2007 Ayats
D540,164 S 4/2007 Franic
D548,591 S 8/2007 Learn
D549,096 S 8/2007 Ayats
D549,575 S 8/2007 Pinkstone
7,261,232 B2 8/2007 Schropp
D553,496 S 10/2007 Martuch
D558,047 S 12/2007 Pinkstone
D562,129 S 2/2008 Kortsmi
D562,130 S 2/2008 Kortsmi
7,395,643 B2 7/2008 Franchini

D578,389 S 10/2008 Kalberer
D582,263 S 12/2008 Smith
D589,343 S 3/2009 Bohache
D589,791 S 4/2009 Kalberer
7,523,853 B2 4/2009 Kortsmi
D596,027 S 7/2009 Kalberer
D598,745 S * 8/2009 Bohache et al. D9/430
D606,872 S * 12/2009 Kertesz D9/651
D606,880 S * 12/2009 Kertesz D9/651
D629,700 S * 12/2010 Hegnauer et al. D9/651
2007/0170235 A1 7/2007 Ghini
2008/0135607 A1 6/2008 Barthel

FOREIGN PATENT DOCUMENTS

AU 302652 8/2005
AU 303172 9/2005
AU 305532 2/2006
AU 305533 2/2006
AU 308322 8/2006
AU 308323 8/2006
AU 313334 3/2007
CA 103568 5/2005
CA 109595 1/2006
GB 2049414 12/1995
GB 2085259 7/1999

* cited by examiner

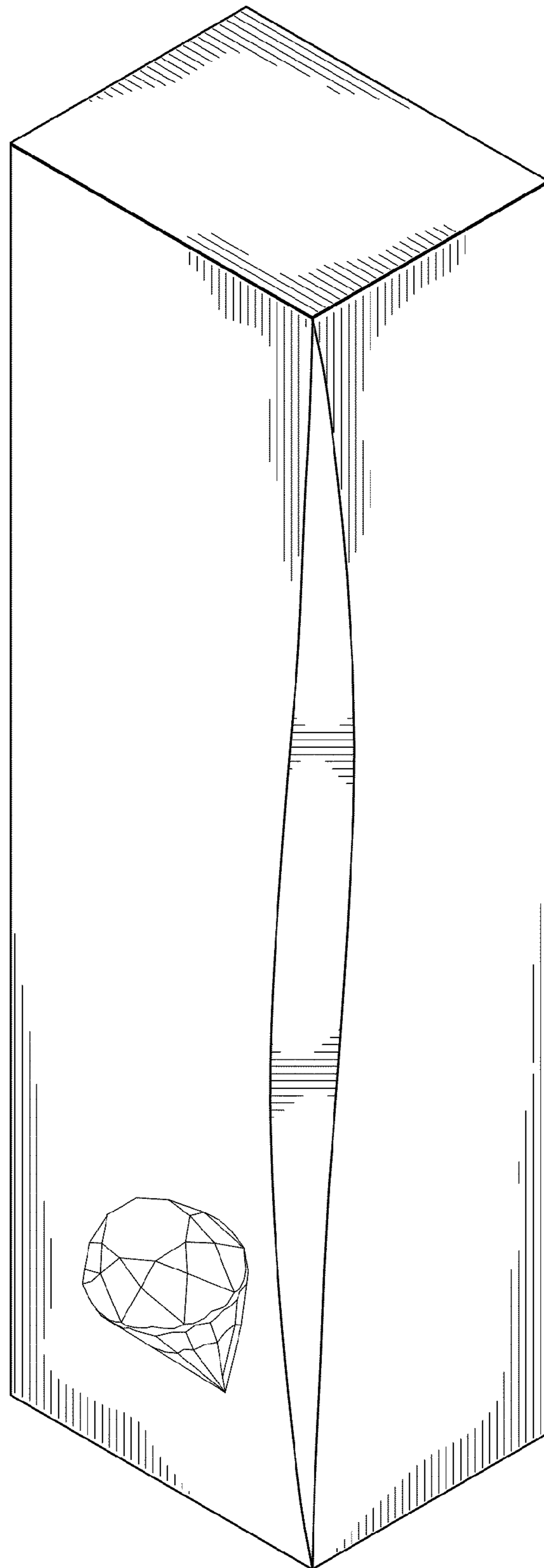


FIG. 1

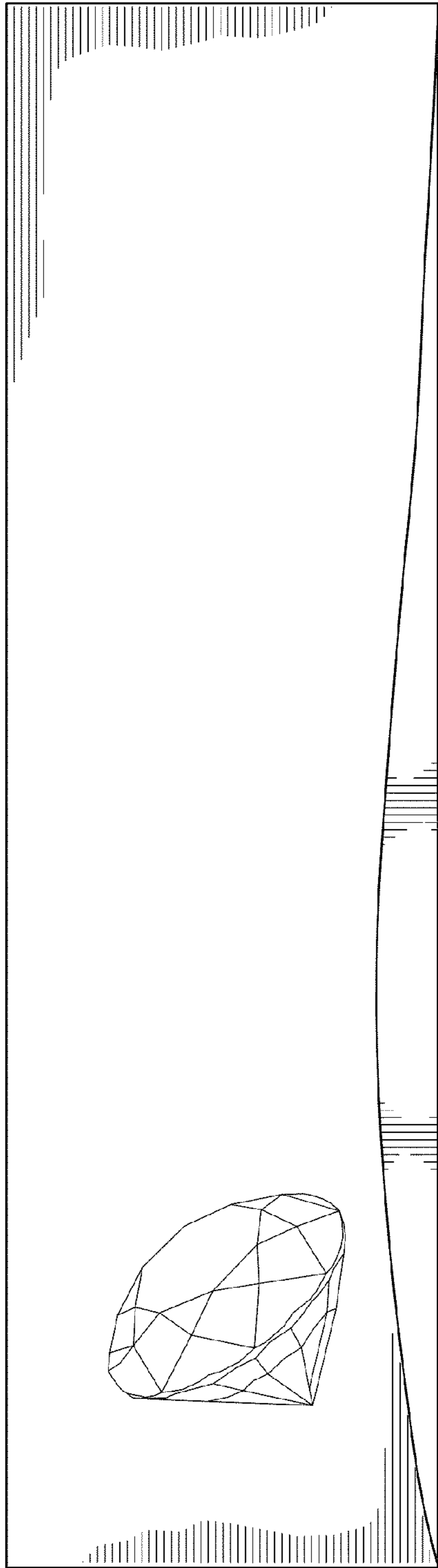


FIG. 2




FIG. 3

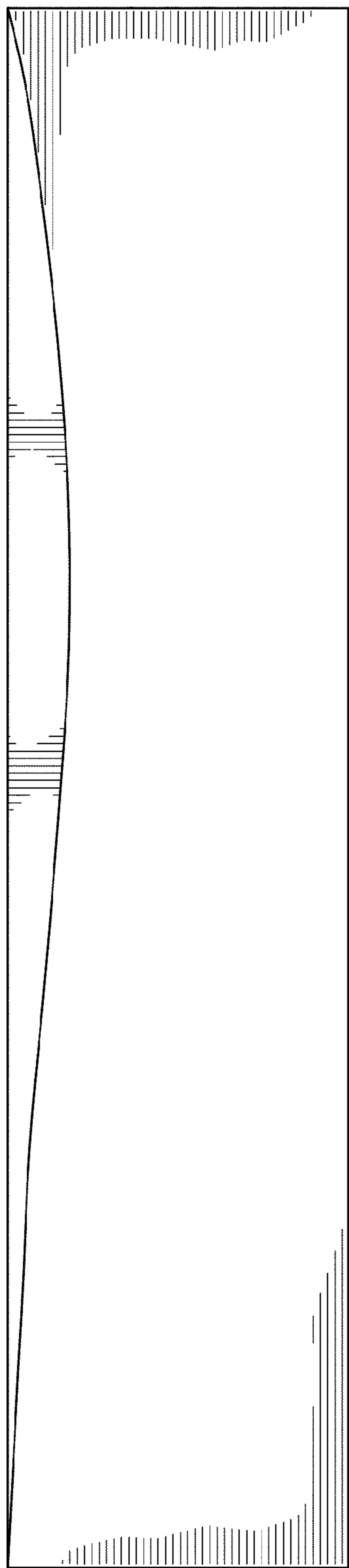


FIG. 4




FIG. 5

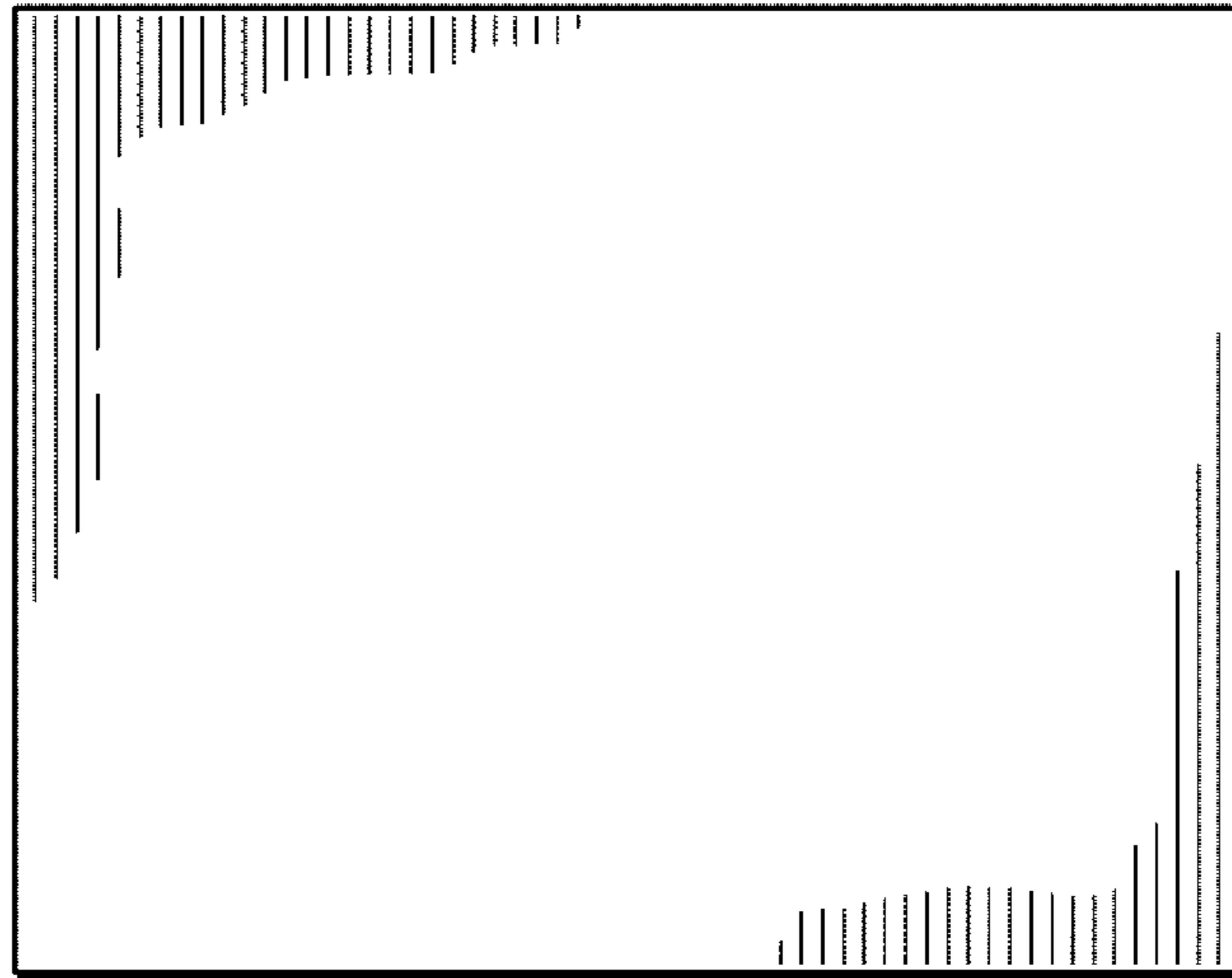


FIG. 6

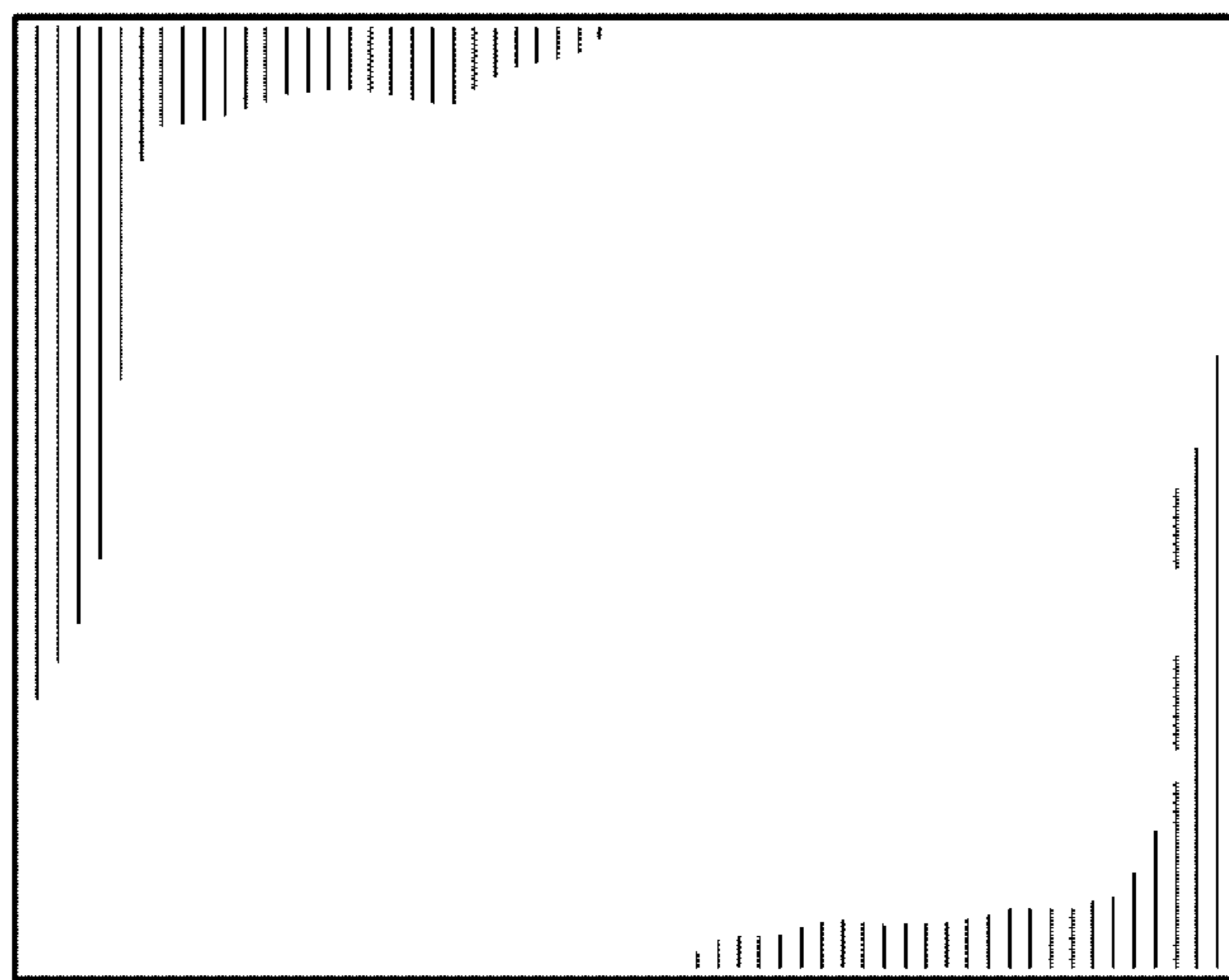


FIG. 7

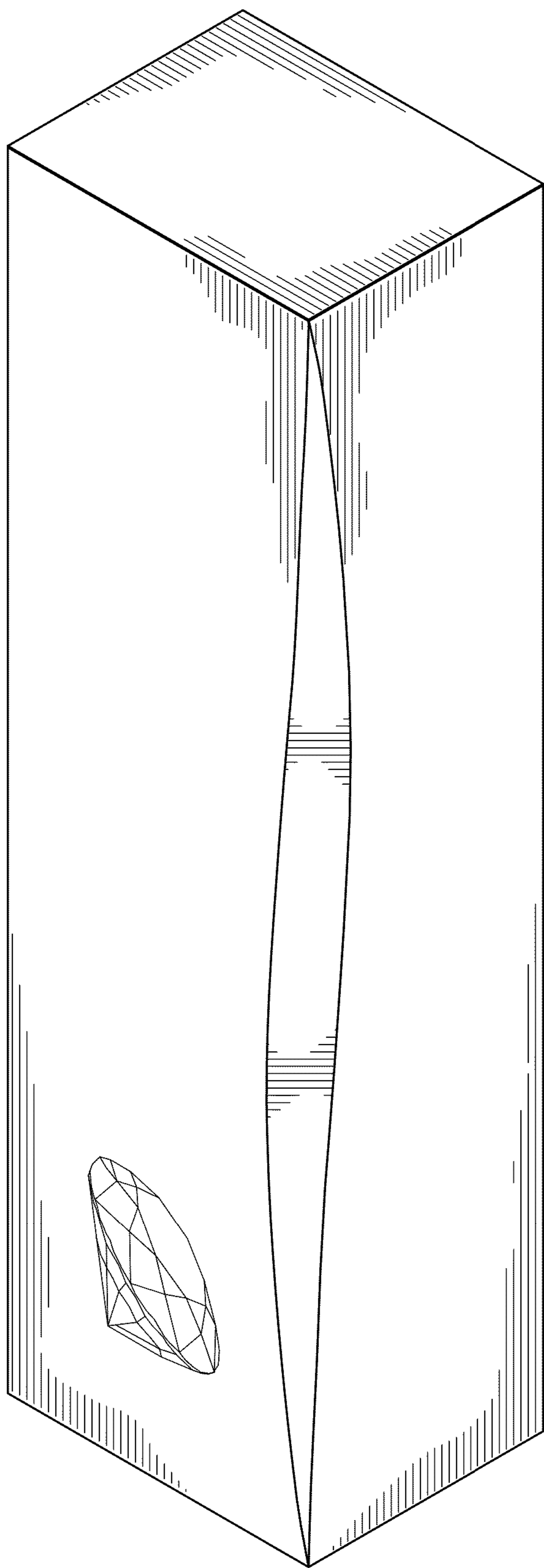


FIG. 8




FIG. 9




FIG. 10

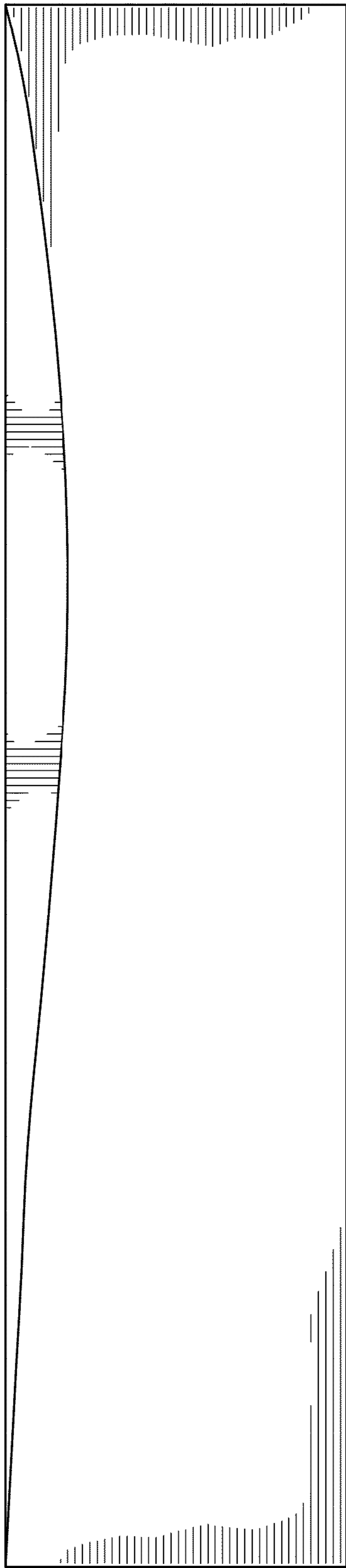


FIG. 11




FIG. 12

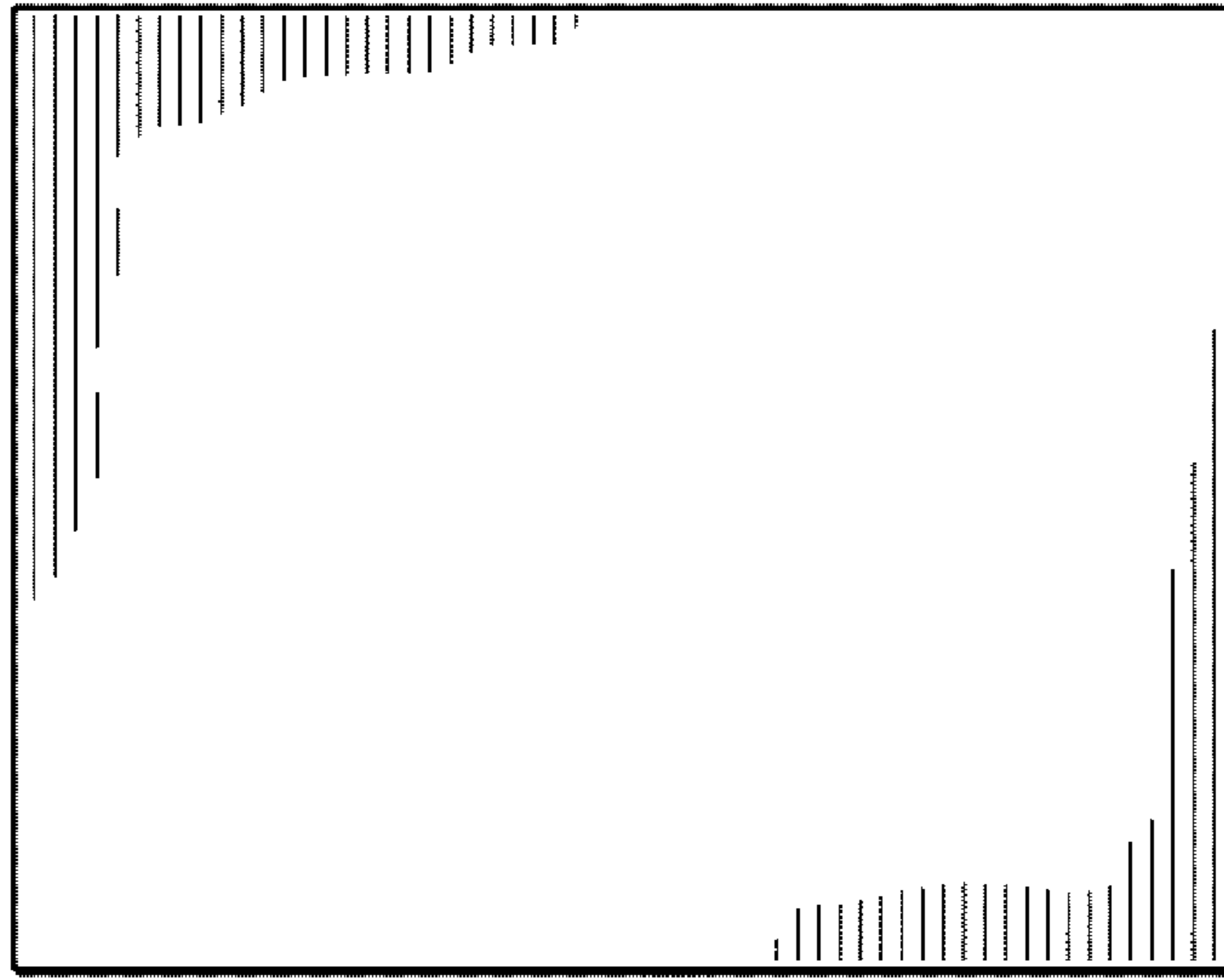


FIG. 13

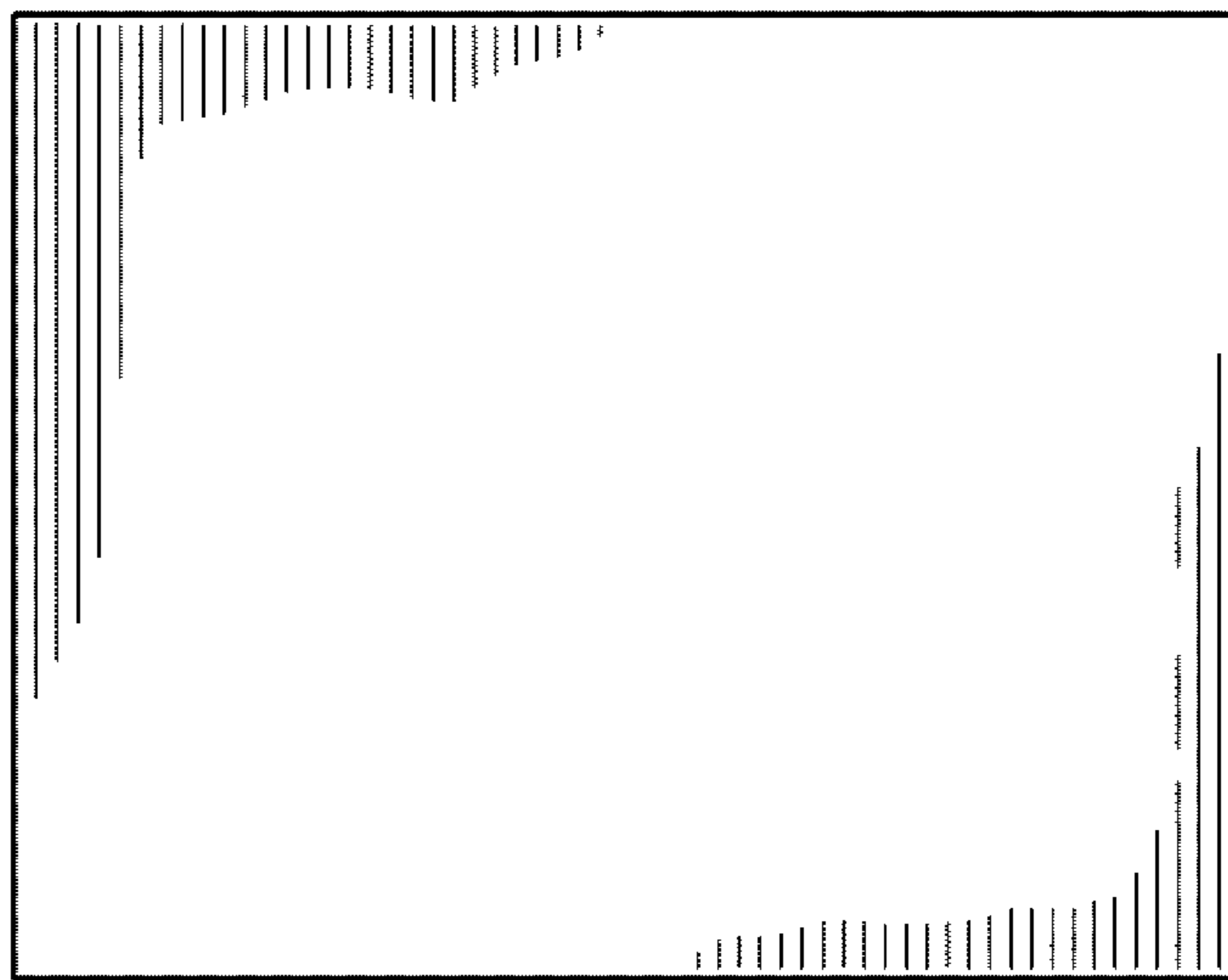


FIG. 14

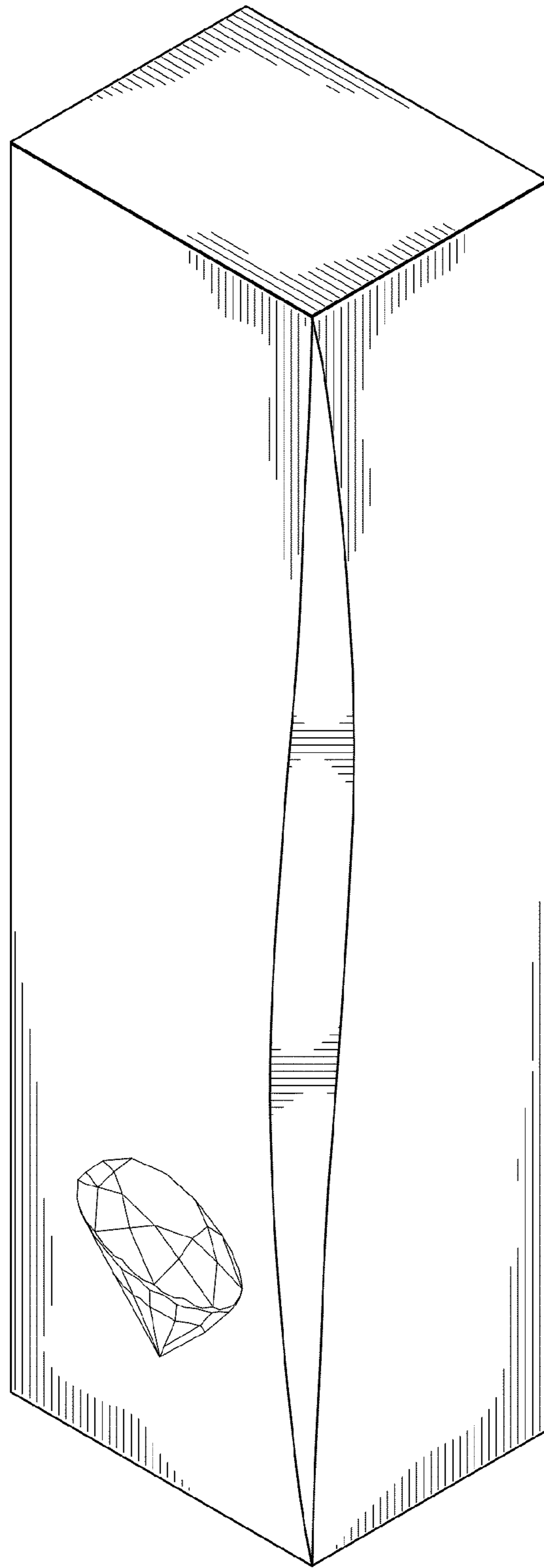


FIG. 15

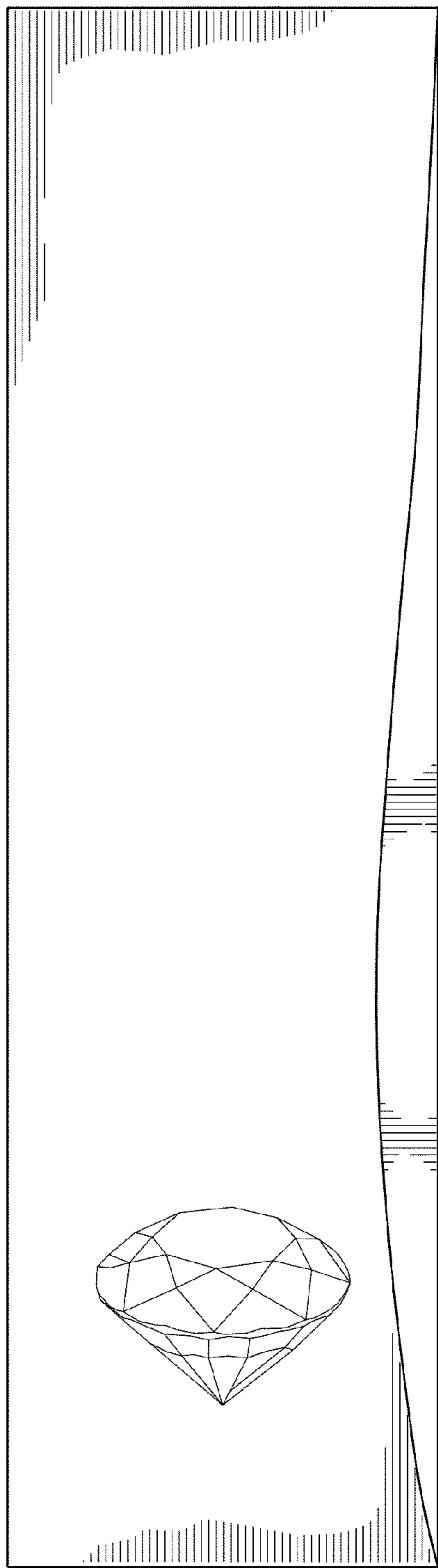


FIG. 16




FIG. 17

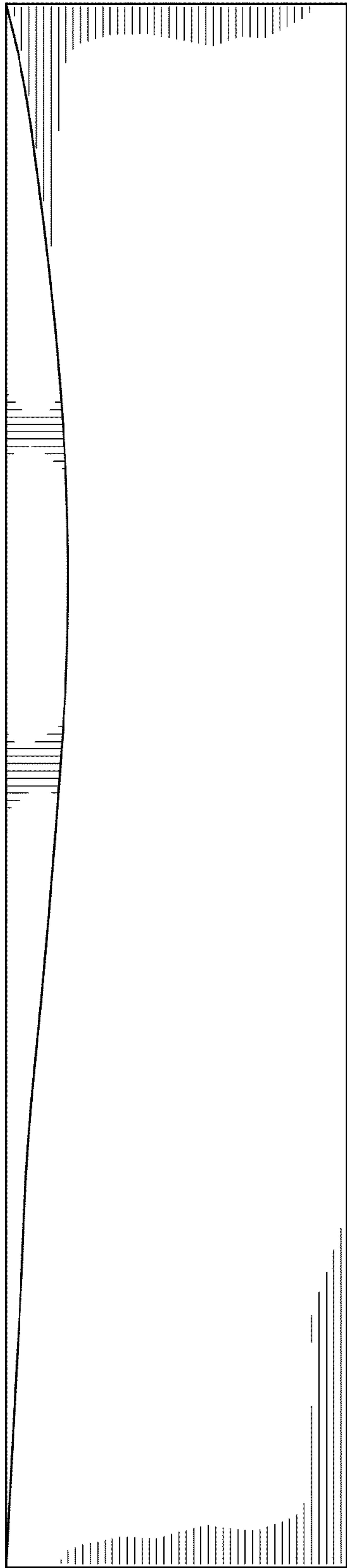


FIG. 18




FIG. 19

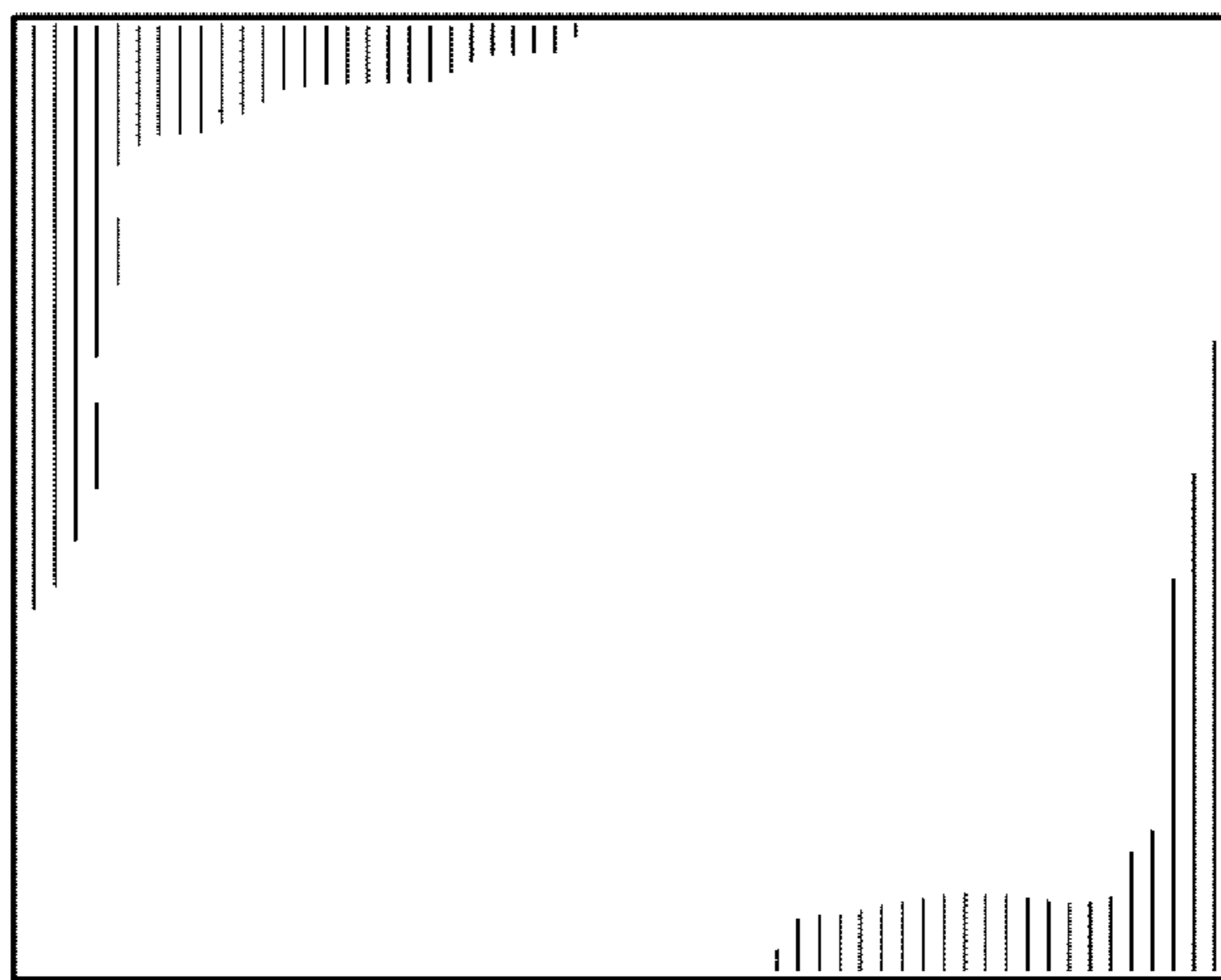


FIG. 20

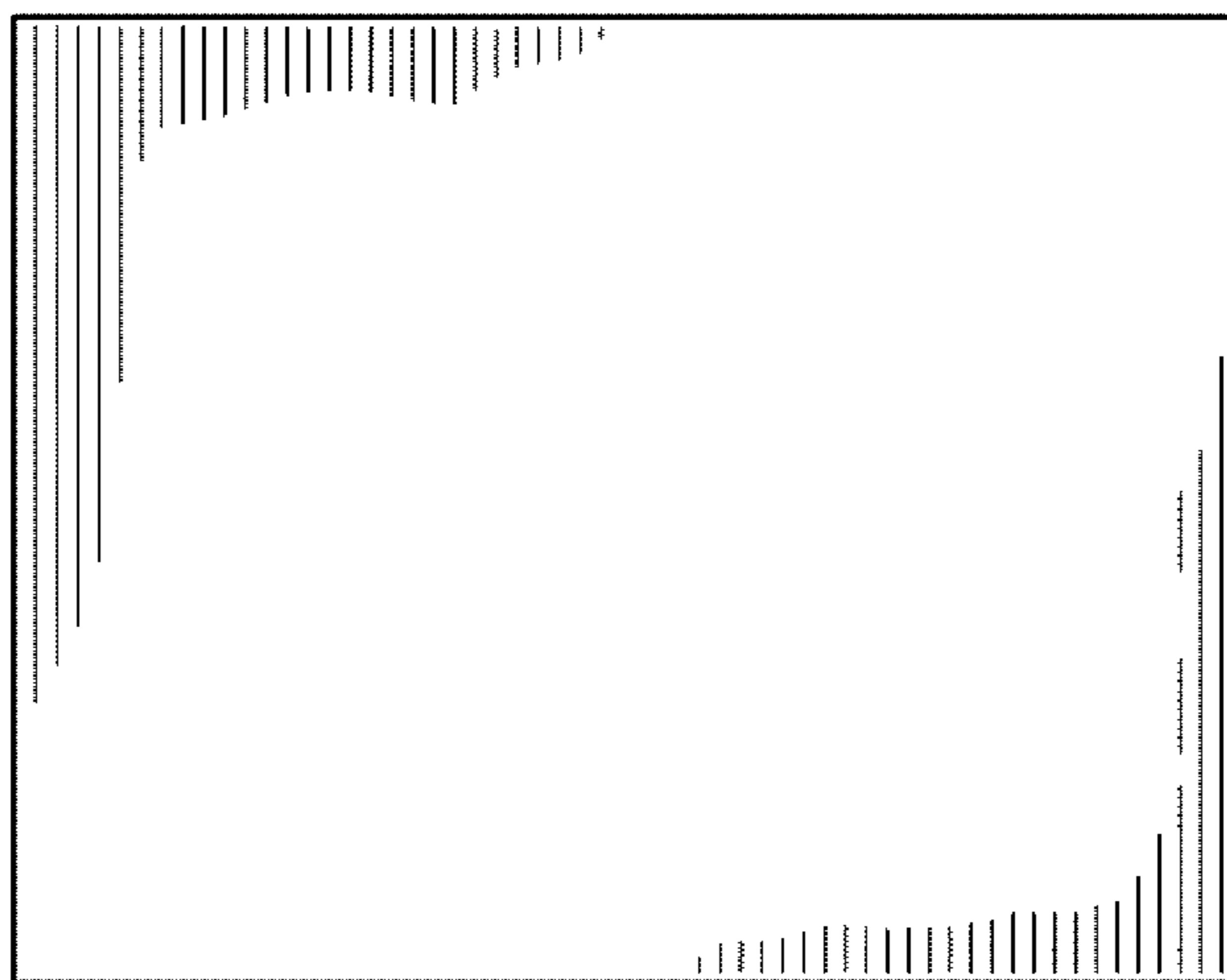


FIG. 21