



US00D646560S

(12) **United States Design Patent**
Mayer

(10) **Patent No.:** **US D646,560 S**

(45) **Date of Patent:** **** Oct. 11, 2011**

(54) **DOOR AND WINDOW STOP**

(76) Inventor: **Frank F. E. Mayer**, Bad Dürkheim (DE)

(**) Term: **14 Years**

(21) Appl. No.: **29/368,962**

(22) Filed: **Aug. 31, 2010**

(51) **LOC (9) Cl.** **08-09**

(52) **U.S. Cl.** **D8/402**

(58) **Field of Classification Search** D8/400-499;
D6/300, 320, 323, 328; D28/73; D21/388;
16/82, 86 A, 86 R, 86 B, DIG. 17; 292/251.5,
292/340, DIG. 15; 267/140; D11/132
See application file for complete search history.

(56) **References Cited**

U.S. PATENT DOCUMENTS

319,625	A *	6/1885	Rowlett	292/140
D16,507	S *	2/1886	Huttig et al.	D8/337
490,504	A *	1/1893	Sartell	292/195
587,131	A *	7/1897	Markert	292/140
D33,499	S *	11/1900	Norris	D8/394
3,706,112	A *	12/1972	Newell	16/82
D571,196	S *	6/2008	Mayer	D8/402

* cited by examiner

Primary Examiner — Cathron C. Brooks

Assistant Examiner — Barbara Fox

(74) *Attorney, Agent, or Firm* — Foley & Lardner LLP

(57) **CLAIM**

I claim the ornamental design for a door and window stop, as shown and described.

DESCRIPTION

FIG. 1 is a front left perspective view of a door and window stop according to my new design;
FIG. 2 is a front side view of the door and window stop shown in FIG. 1 while the rear side view of the door and window stop is a mirror image;
FIG. 3 is a right side view of the door and window stop shown in FIG. 1;
FIG. 4 is a left side view of the door and window stop shown in FIG. 1;
FIG. 5 is a top side view of the door and window stop shown in FIG. 1;
FIG. 6 is a bottom side view of the door and window stop shown in FIG. 1; and,
FIG. 7 is a front right perspective view of the door and window stop shown in FIG. 1.

1 Claim, 5 Drawing Sheets


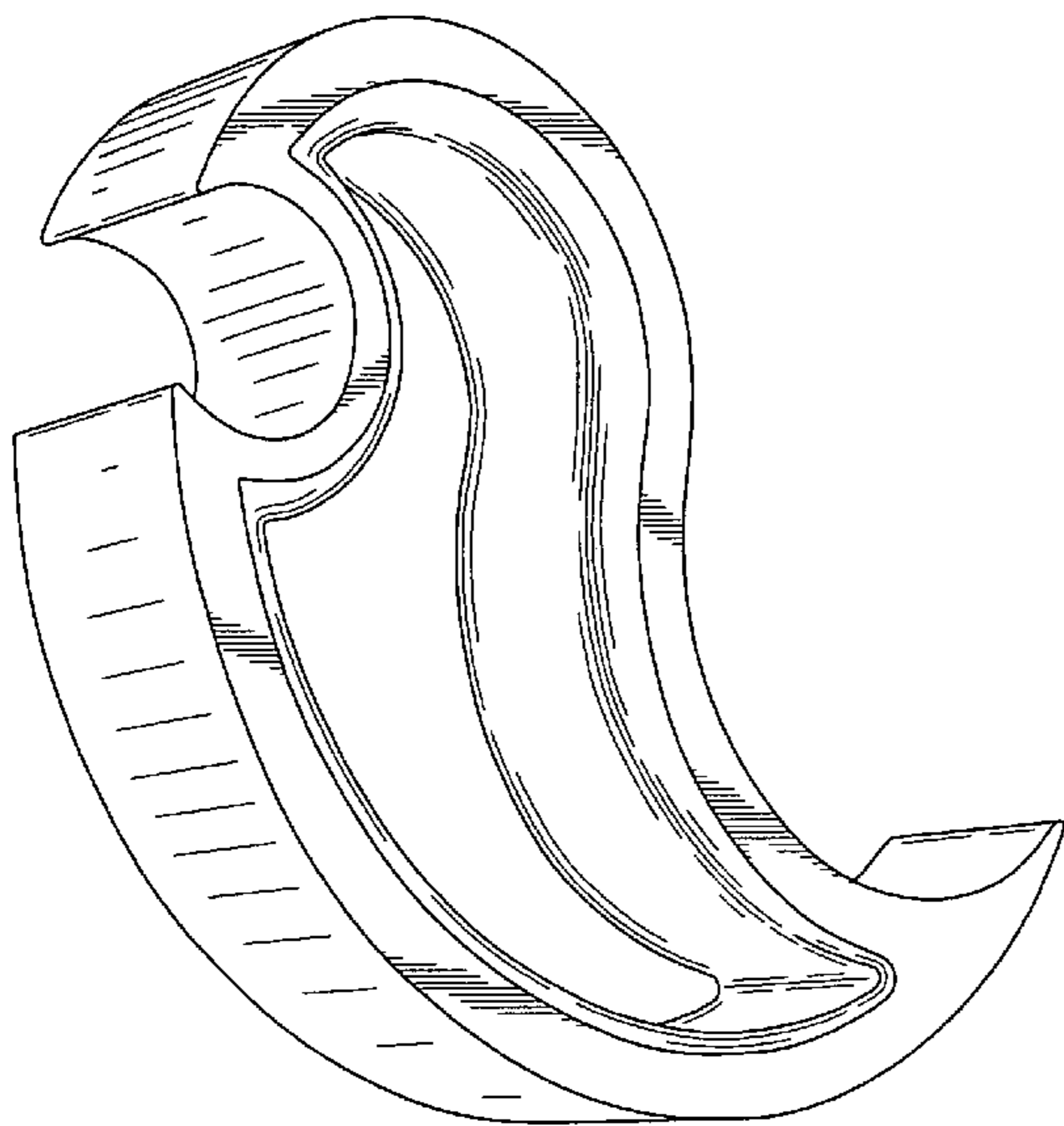


FIG. 1

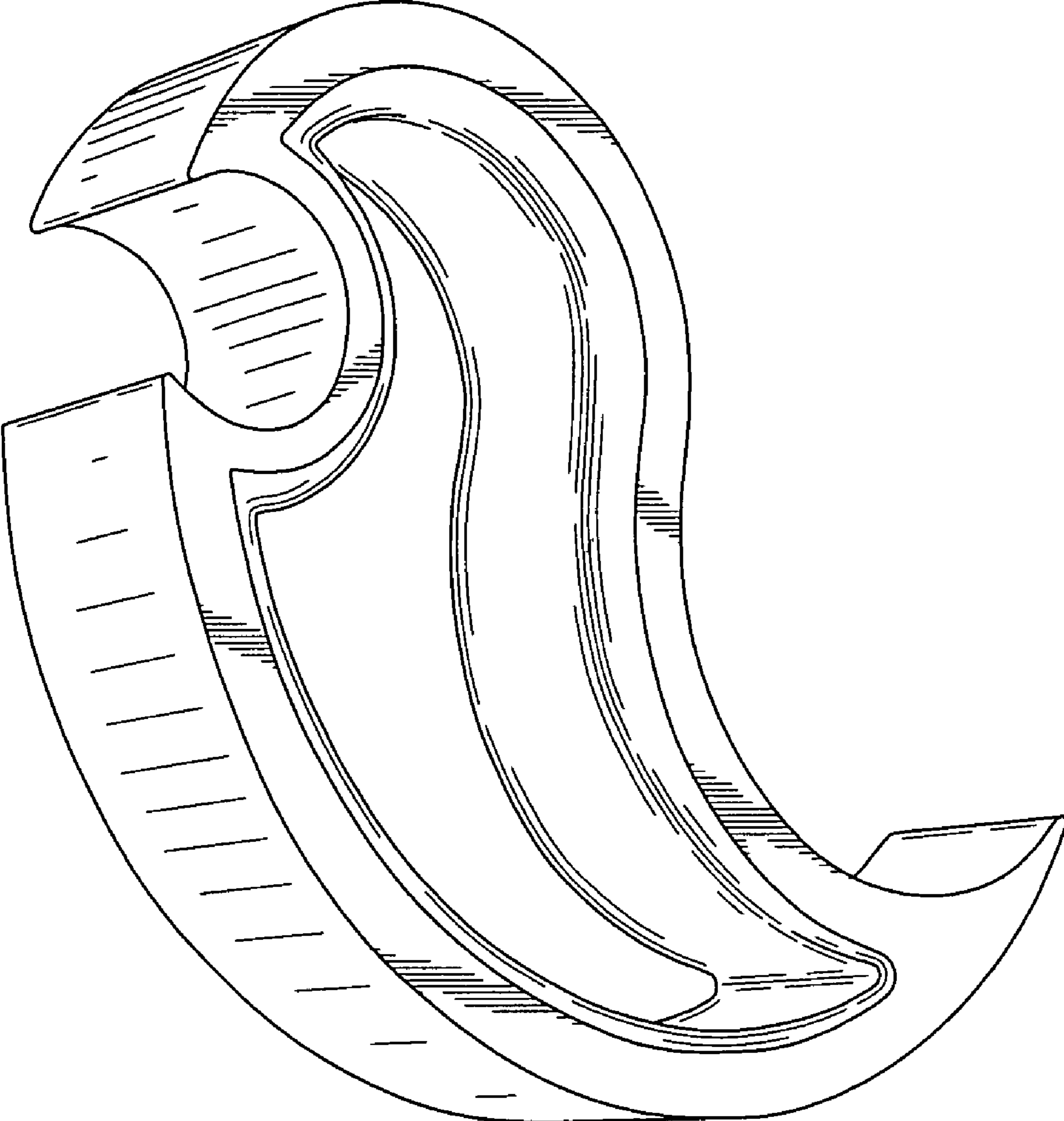


FIG. 2




FIG. 3




FIG. 4




FIG. 5

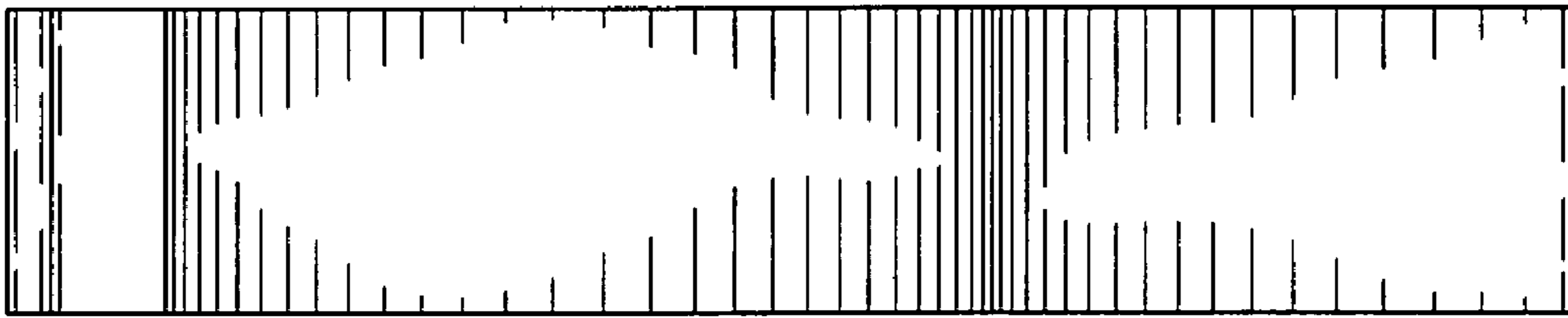


FIG. 6

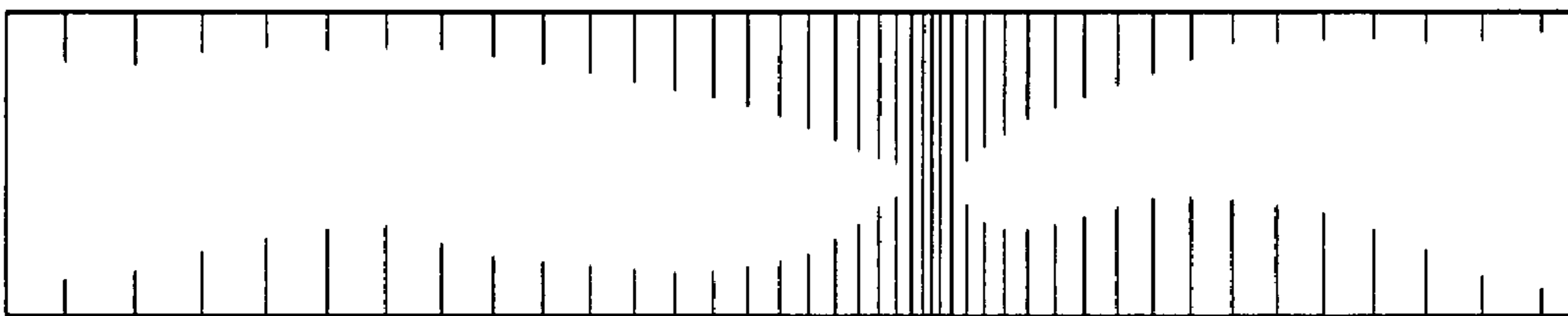


FIG. 7

