



US00D646554S

(12) **United States Design Patent**
Krohmer et al.

(10) **Patent No.:** **US D646,554 S**

(45) **Date of Patent:** **** Oct. 11, 2011**

(54) **BENCH COOKIE CONE**

(75) Inventors: **Steve Donald Krohmer**, Coon Rapids, MN (US); **Daniel Patrick Banasik**, Eagan, MN (US)

(73) Assignee: **Rockler Companies, Inc.**, Medina, MN (US)

(**) Term: **14 Years**

(21) Appl. No.: **29/380,551**

(22) Filed: **Dec. 7, 2010**

(51) **LOC (9) Cl.** **08-05**

(52) **U.S. Cl.** **D8/354**

(58) **Field of Classification Search** D8/354, D8/363, 349, 380, 382, 388, 400, 402, 499; 118/500, 506; 269/289 R, 329; D21/131, D21/131.1, 157; D25/15, 26; D6/407, 474; 211/41.16; 229/113, 114, 116; 273/153 P, 273/153 S, 157 R; 446/70, 121, 122, 125; 248/346.01, 546, 694, 126, 176.1; 434/211, 434/403

See application file for complete search history.

(56) **References Cited**

U.S. PATENT DOCUMENTS

4,498,586	A *	2/1985	Vitale	206/525
5,077,050	A *	12/1991	Wall	426/124
D363,880	S *	11/1995	Liebmann	D9/456
5,509,601	A *	4/1996	Drabick	229/199
D394,200	S *	5/1998	Hartzheim	D8/354
D448,950	S *	10/2001	McIveen	D6/449

6,439,529	B1 *	8/2002	Wong	248/346.01
D469,016	S *	1/2003	Gambino	D9/499
D476,177	S *	6/2003	Hennessey	D6/495
6,803,552	B1 *	10/2004	Irizarry et al.	219/732
D504,805	S *	5/2005	Sorkin	D8/356
D578,379	S *	10/2008	Sorkin	D8/354
D581,251	S	11/2008	Bucci	
D581,254	S	11/2008	Bucci	
D602,341	S	10/2009	Bucci	
D603,245	S	11/2009	Bucci	
D613,149	S	4/2010	Bucci	
D613,582	S	4/2010	Bucci	
2009/0283035	A1	11/2009	Bucci	
2010/0212595	A1 *	8/2010	Campaneria et al.	118/728

* cited by examiner

Primary Examiner — Mark Goodwin

(74) *Attorney, Agent, or Firm* — Altera Law Group, LLC

(57) **CLAIM**

The ornamental design for a bench cookie cone, as shown and described.

DESCRIPTION

FIG. 1 is a top perspective view of a bench cookie cone showing our new design.

FIG. 2 is a top view thereof.

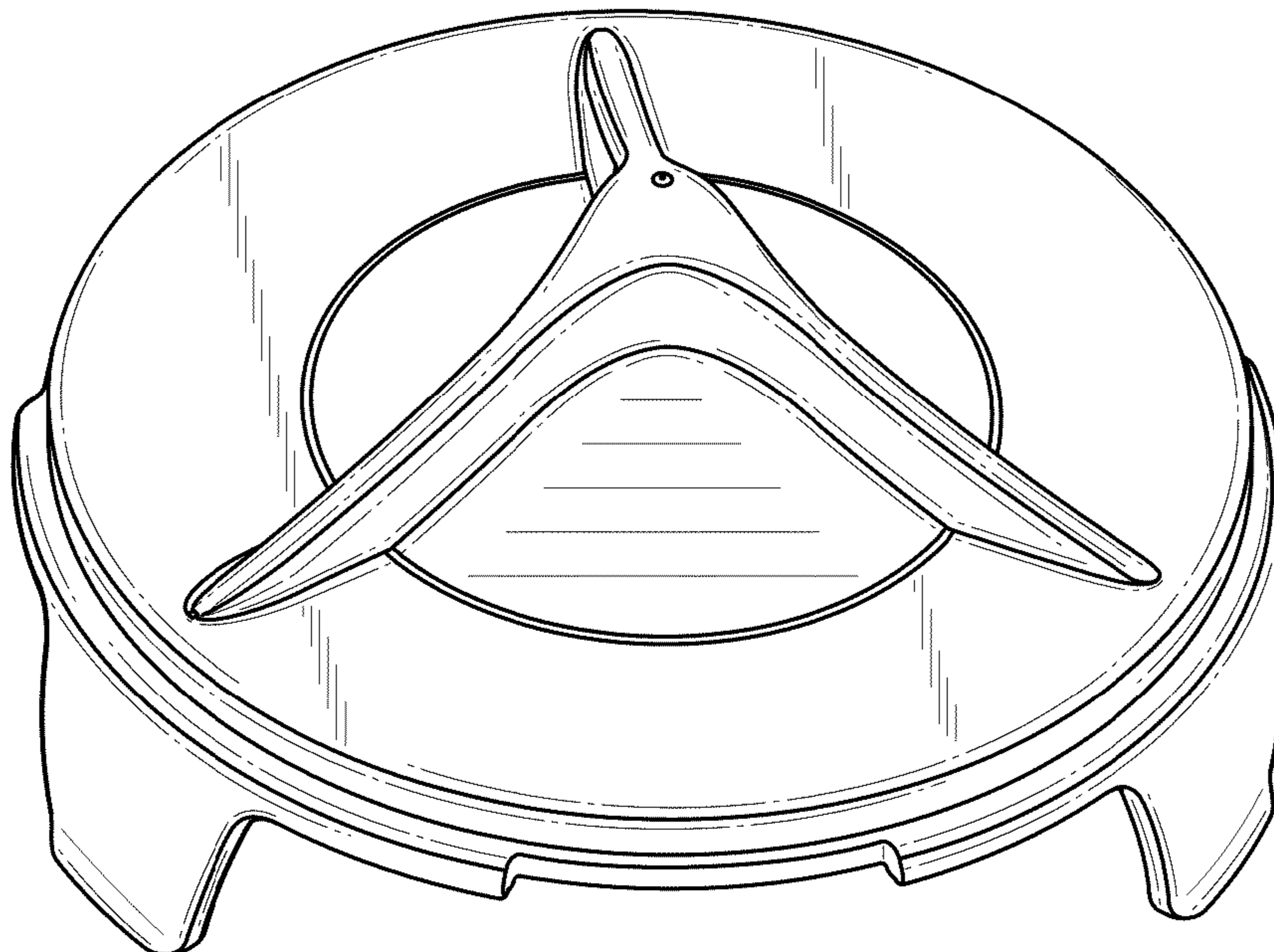
FIG. 3 is a bottom view thereof.

FIG. 4 is a front view thereof; and,

FIG. 5 is side view thereof.

The broken line showing of the bottom portion of FIG. 3 is included for the purpose of illustrating portions of the bench cookie cone and forms no part of the claimed design.

1 Claim, 3 Drawing Sheets



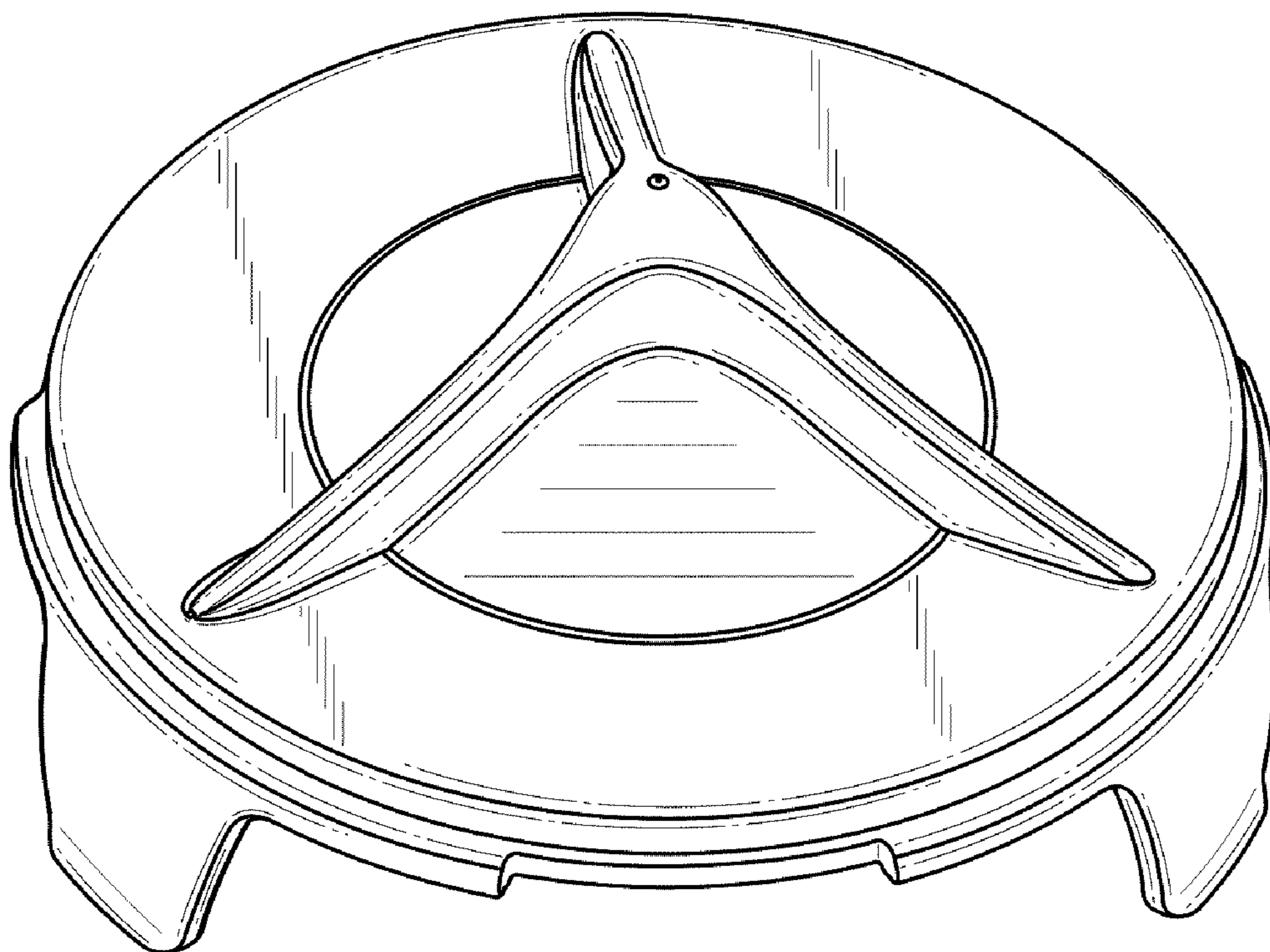


Fig. 1

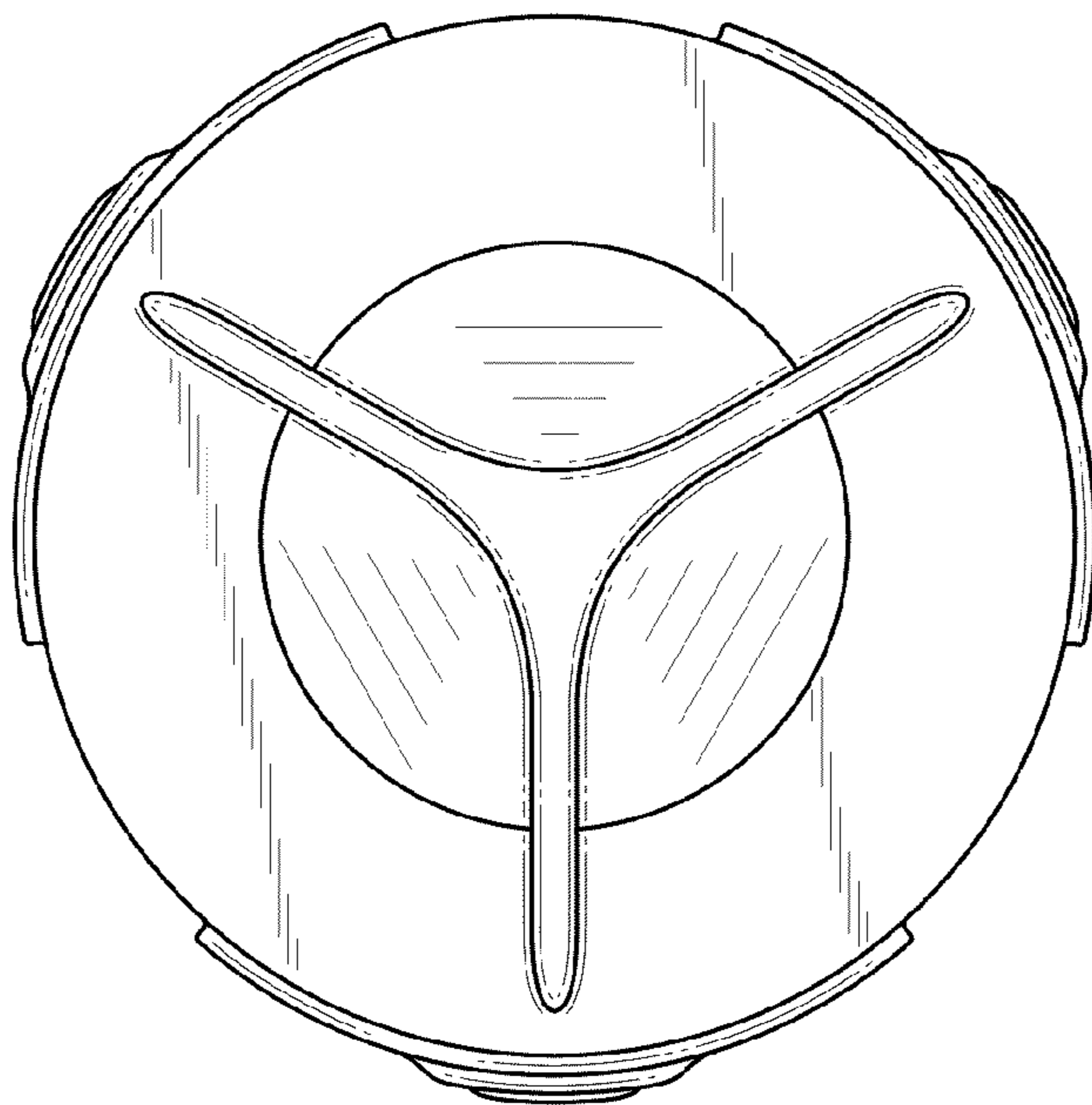


Fig. 2

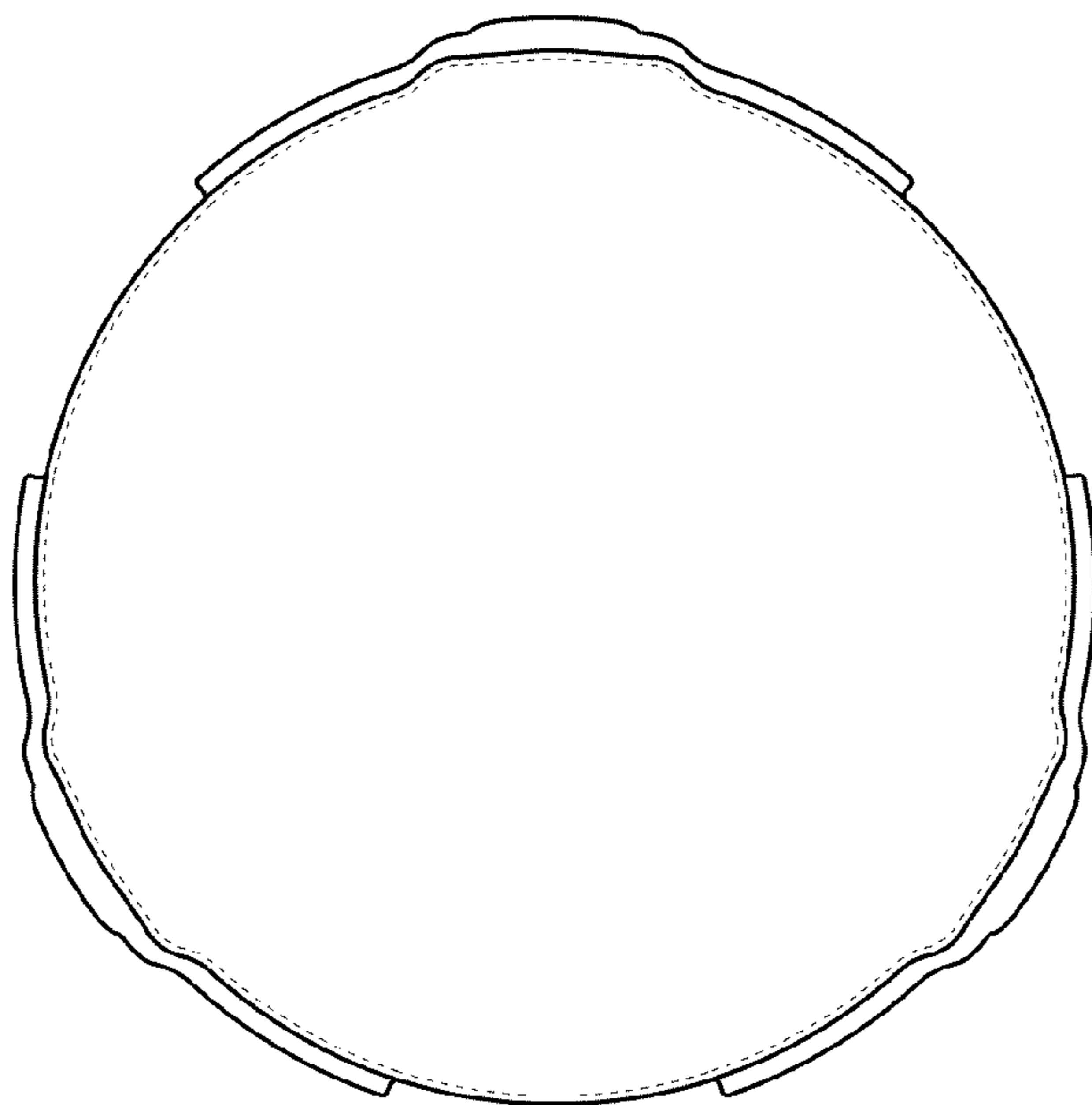


Fig. 3

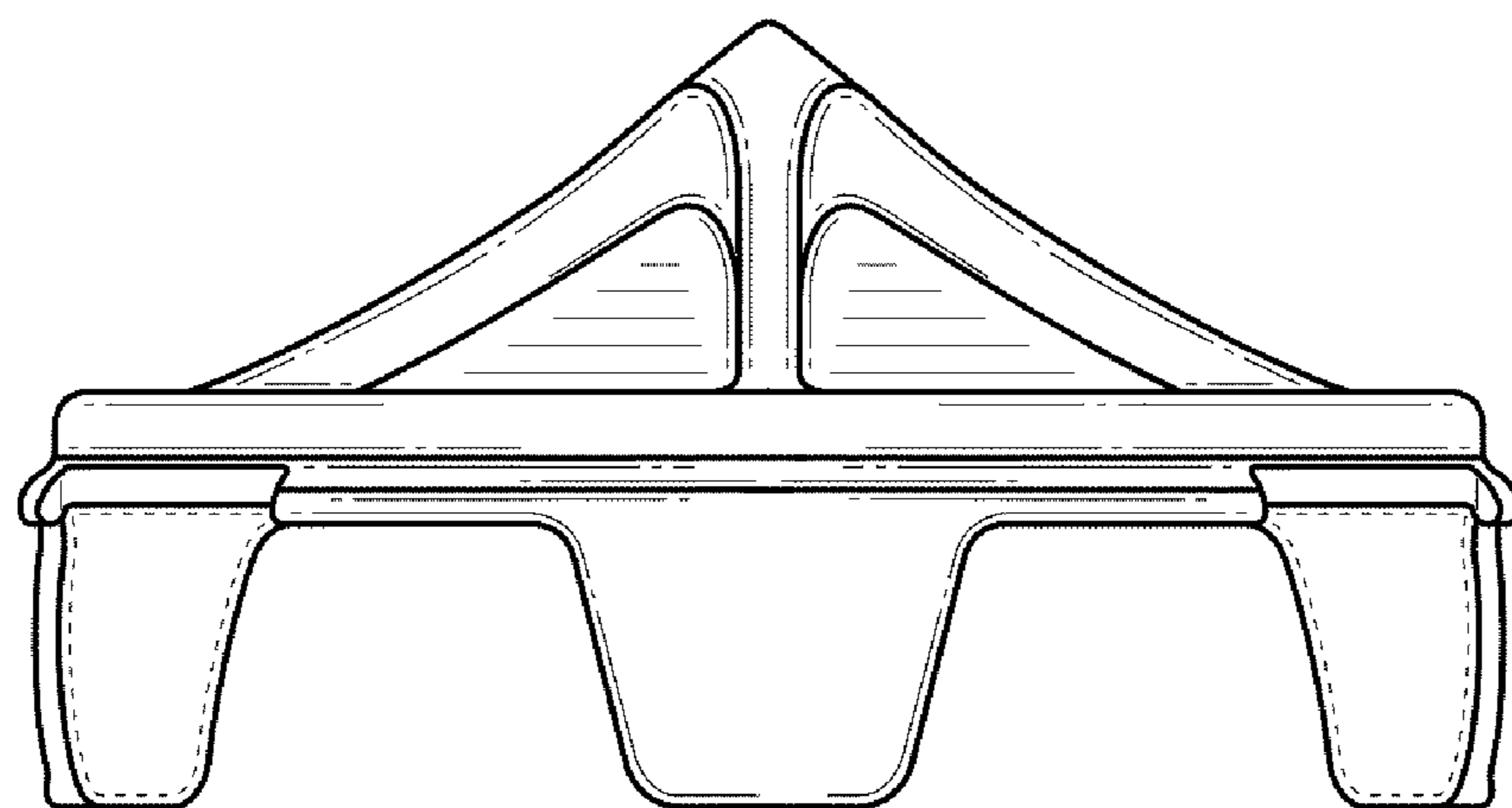


Fig. 4

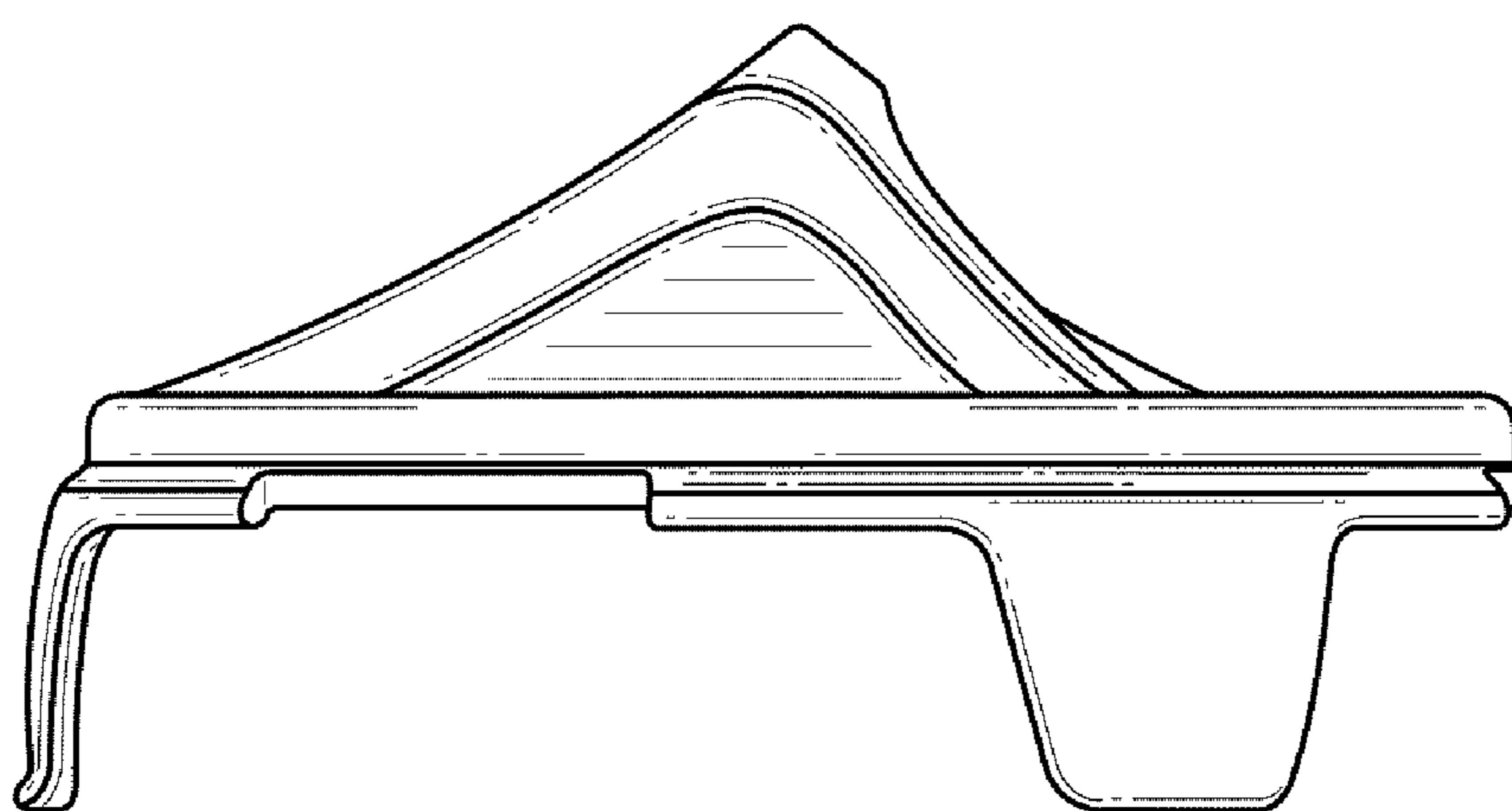


Fig. 5