



US00D646539S

(12) **United States Design Patent**
Maras

(10) **Patent No.:** **US D646,539 S**

(45) **Date of Patent:** **** Oct. 11, 2011**

(54) **ACCESSORY TOOL ADAPTER**

(75) Inventor: **Verica Maras**, Schaumburg, IL (US)

(73) Assignee: **Robert Bosch GmbH**, Stuttgart, DE (US)

(**) Term: **14 Years**

(21) Appl. No.: **29/363,933**

(22) Filed: **Jun. 16, 2010**

(51) **LOC (9) Cl.** **08-05**

(52) **U.S. Cl.** **D8/70**

(58) **Field of Classification Search** D8/70;
81/185.2; 451/340–344, 351, 353, 359, 360,
451/442, 494, 509–512; 464/180

See application file for complete search history.

(56) **References Cited**

U.S. PATENT DOCUMENTS

2,755,601	A *	7/1956	Lux	451/178
2,822,648	A *	2/1958	Metzger et al.	451/342
2,997,819	A *	8/1961	Schacht	451/510
4,393,626	A *	7/1983	Schroer	451/342
4,920,702	A	5/1990	Kloss et al.		
4,980,976	A	1/1991	Junginger et al.		
5,038,478	A	8/1991	Mezger et al.		
5,303,688	A *	4/1994	Chiuminatta et al.	451/342
5,409,299	A *	4/1995	Holder	451/353
5,477,845	A	12/1995	Zuzelo		
D424,076	S *	5/2000	Dibbern et al.	D15/140
6,116,996	A	9/2000	Yanase		
6,471,575	B1 *	10/2002	Hotani	451/466
D467,485	S	12/2002	Daniels et al.		
6,743,086	B2	6/2004	Nelson et al.		
6,796,888	B2 *	9/2004	Jasch	451/342
6,802,764	B2 *	10/2004	Besch	451/344
6,855,039	B2 *	2/2005	Vidmore	451/342
6,865,813	B2	3/2005	Pollak		
6,929,538	B2	8/2005	Yi		
6,945,862	B2	9/2005	Jasch et al.		

(Continued)

FOREIGN PATENT DOCUMENTS

DE 10164081 7/2003

(Continued)

OTHER PUBLICATIONS

McFeelys website page “Bosch Multi-X Replacement Adapter”, <http://www.mcfeelys.com/product/RB-0788/Bosch-Multi-X-Replacement-Adapter>; published at least as early as Apr. 7, 2010; (1 page).

(Continued)

Primary Examiner — Antoine D Davis

(74) *Attorney, Agent, or Firm* — Maginot, Moore & Beck

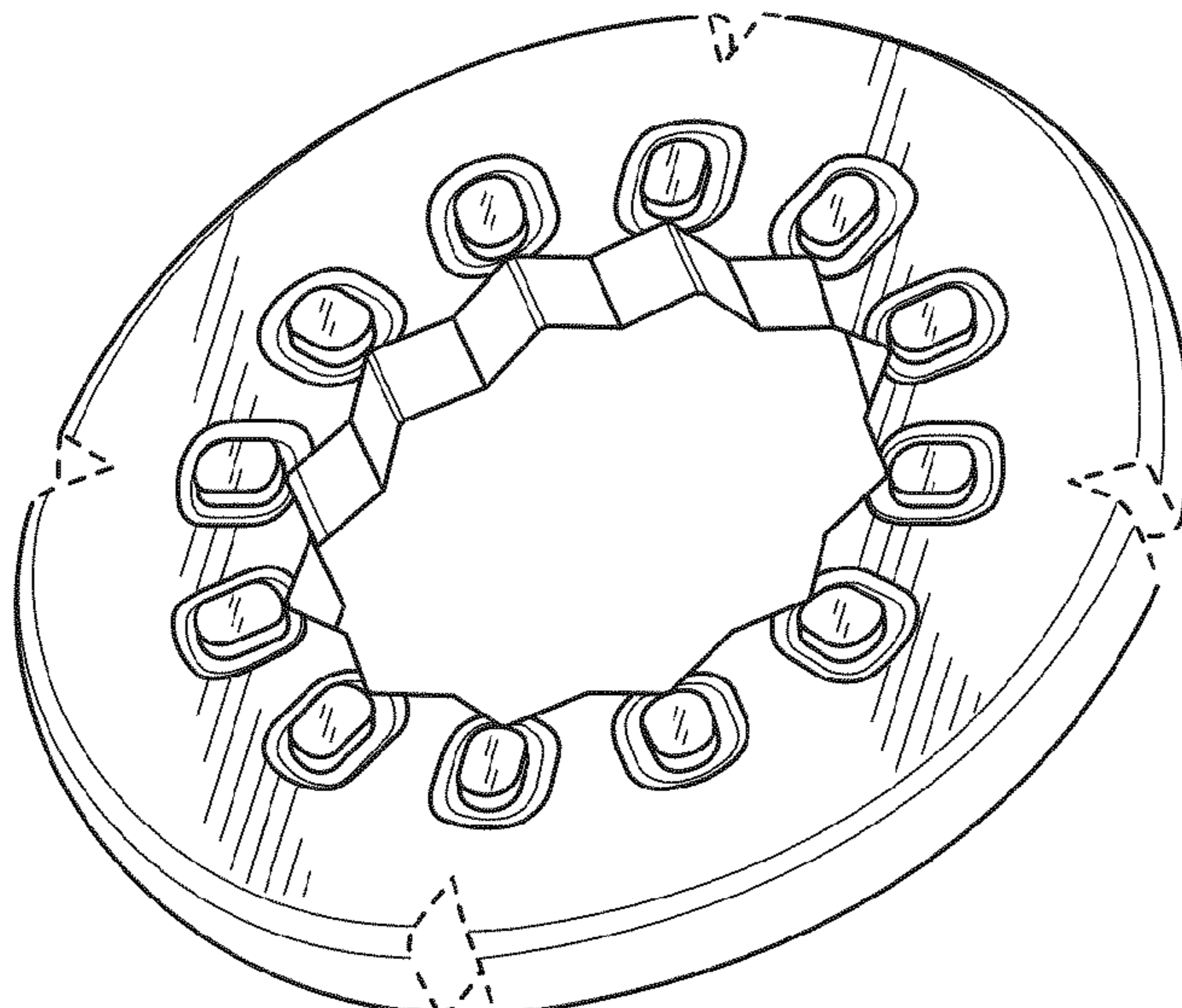
(57) **CLAIM**

The ornamental design for an accessory tool adapter, as shown and described.

DESCRIPTION

FIG. 1 is a perspective view of an accessory tool adapter showing my new design;
FIG. 2 is a rear elevational view showing the design for the accessory tool adapter of FIG. 1;
FIG. 3 is a front elevational view showing the design for the accessory tool adapter of FIG. 1;
FIG. 4 is a left side elevational view showing the design for the accessory tool adapter of FIG. 1;
FIG. 5 is right side elevational view showing the design for the accessory tool adapter of FIG. 1;
FIG. 6 is a bottom elevational view showing the design for the accessory tool adapter of FIG. 1; and,
FIG. 7 is a top elevational view showing the design for the accessory tool adapter of FIG. 1.
The broken line showing of portions of the accessory tool adapter is included for illustrative purposes only and forms no part of the claimed design.

1 Claim, 3 Drawing Sheets



US D646,539 S

Page 2

U.S. PATENT DOCUMENTS

7,695,352 B2 4/2010 Schumacher
2003/0176225 A1 9/2003 Besch et al.
2005/0153640 A1 7/2005 Stein et al.
2010/0056029 A1 3/2010 Grunikiewicz

FOREIGN PATENT DOCUMENTS

DE 102004050798 4/2006

OTHER PUBLICATIONS

Tools-Plus.com website page "Rockwell RW9190 SoniCrafter Adapter"; <http://www.tools-plus.com/rockwell-rw9190.html>; published at least as early as Jun. 15, 2010; (2 pages).

* cited by examiner

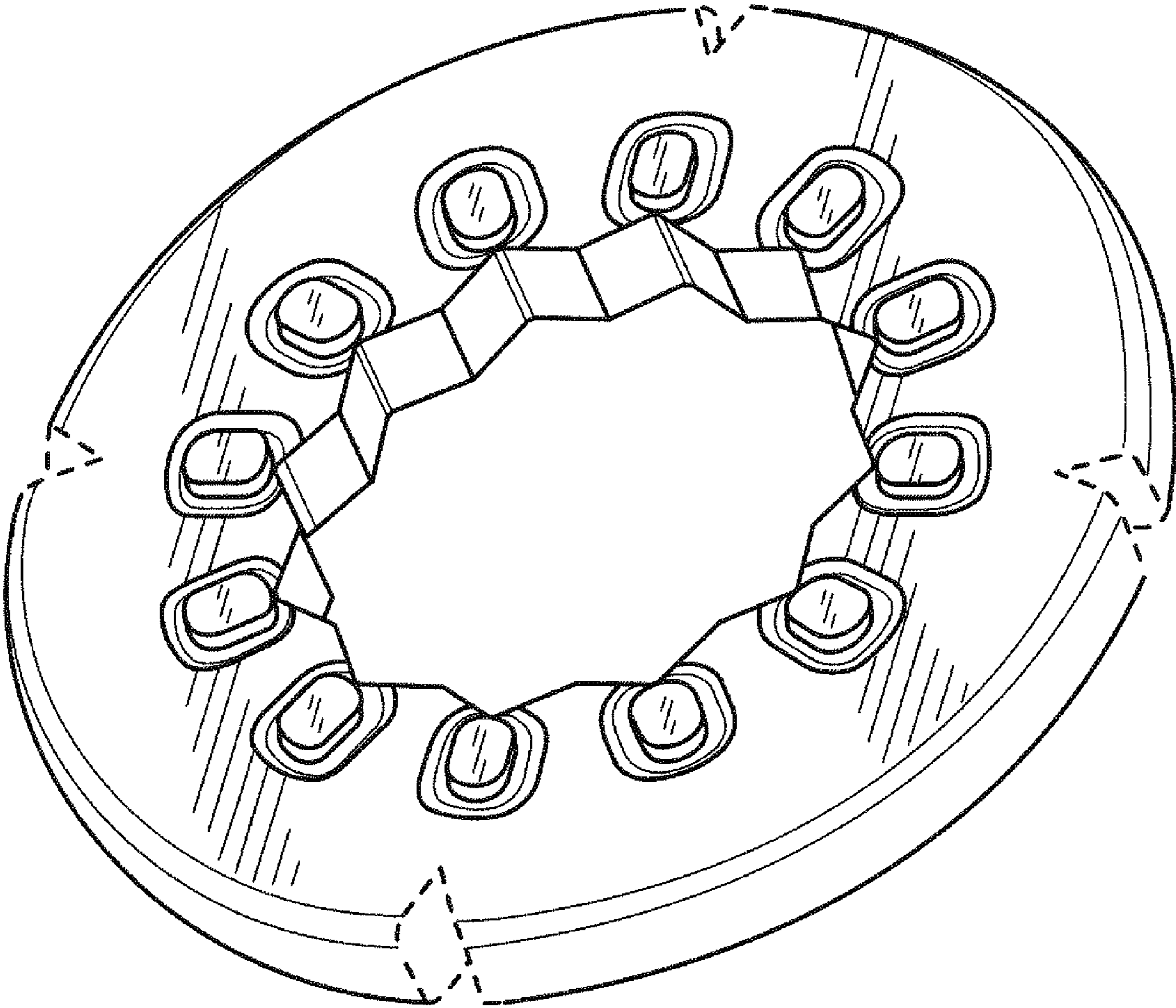


FIG. 1

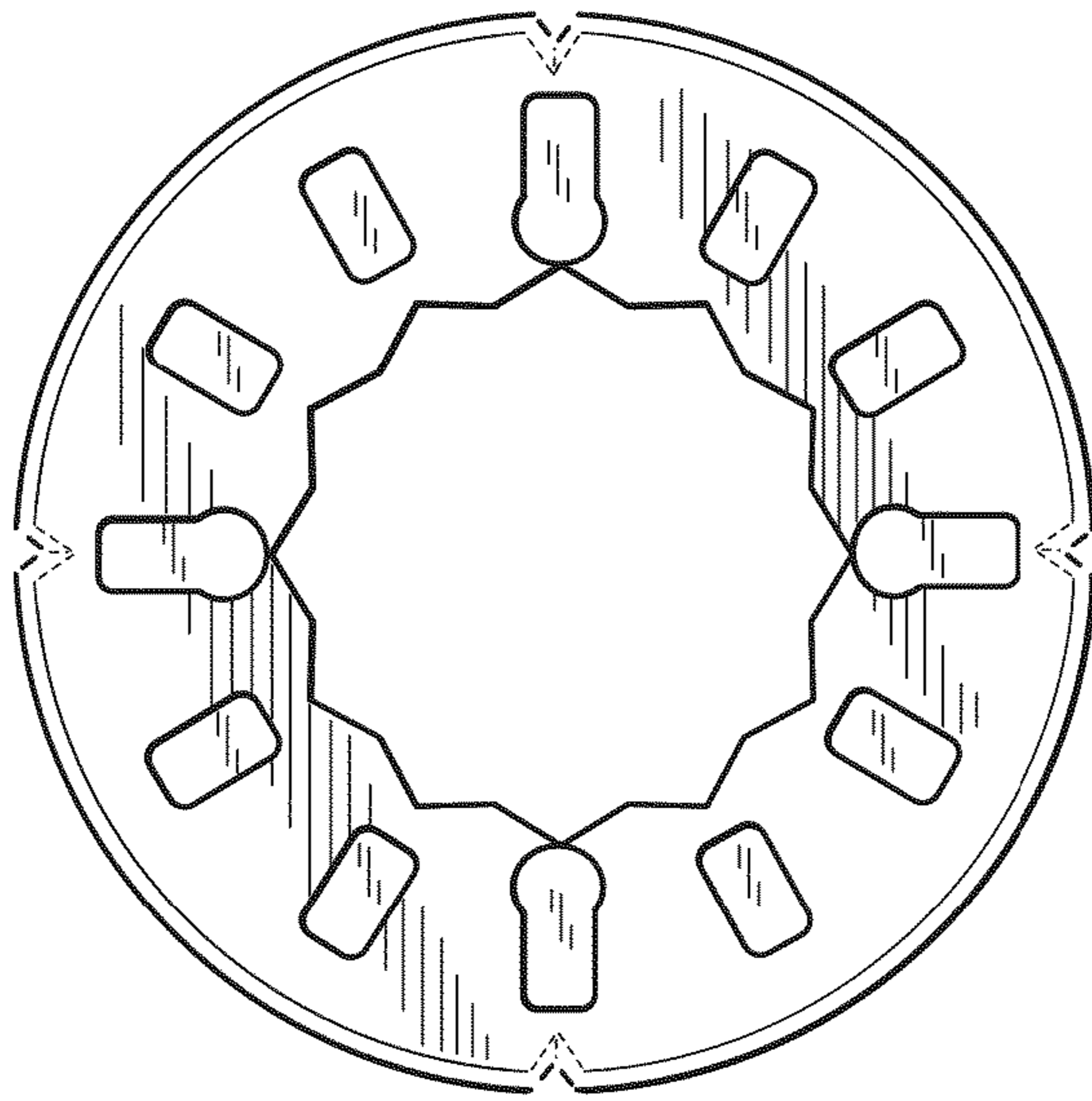


FIG. 2

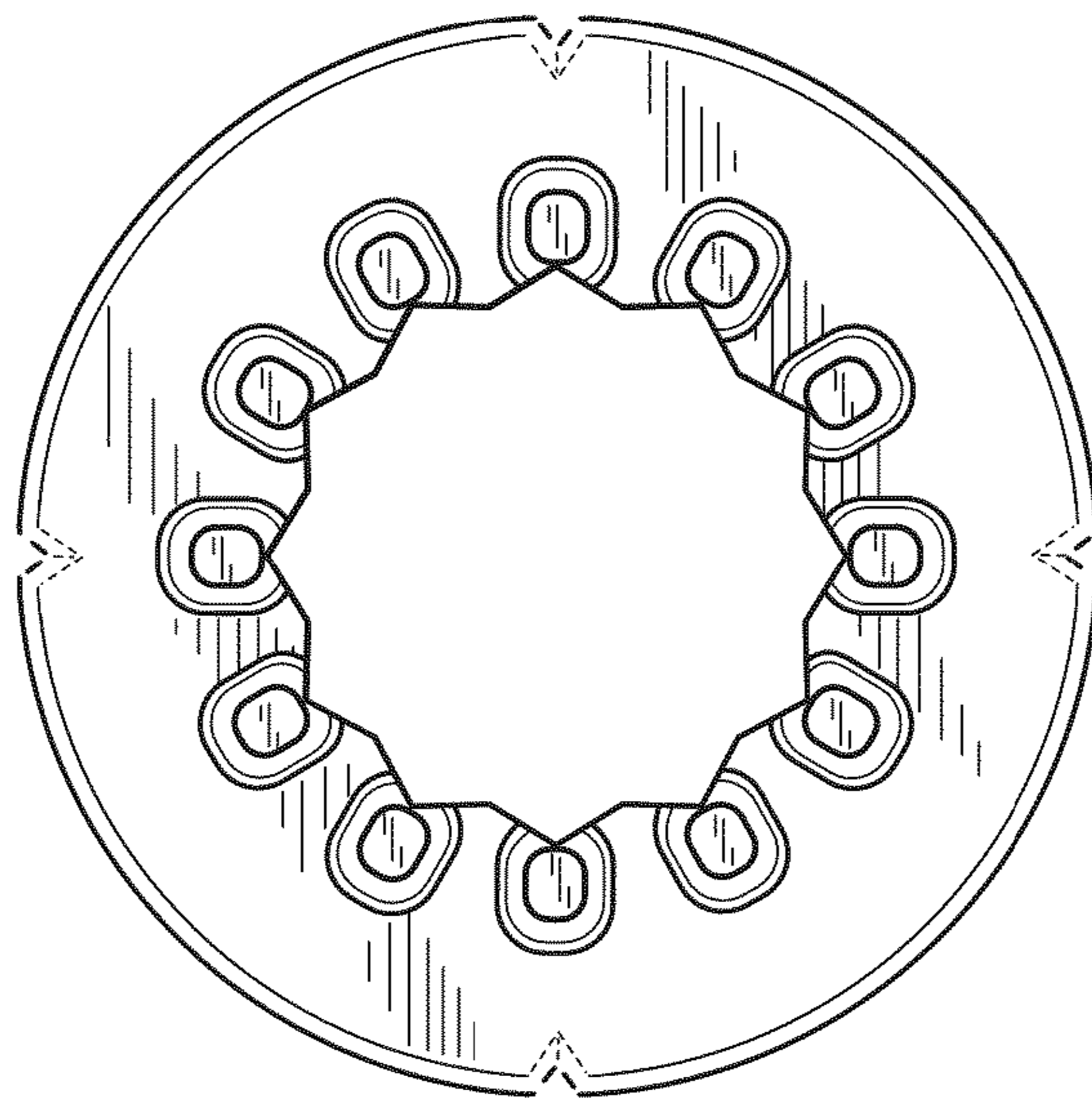


FIG. 3

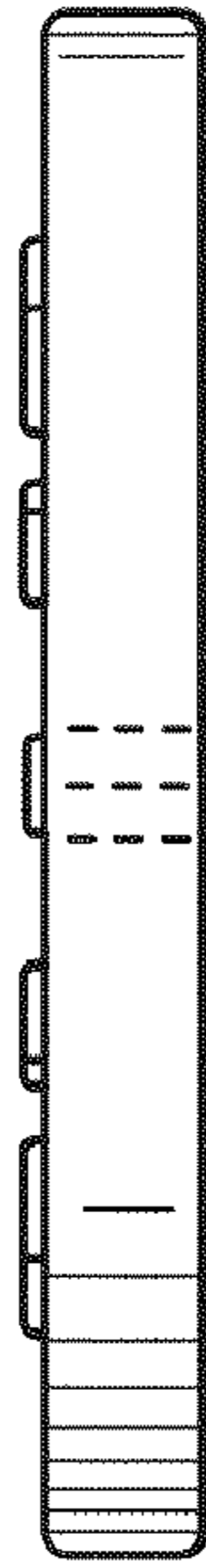


FIG. 4

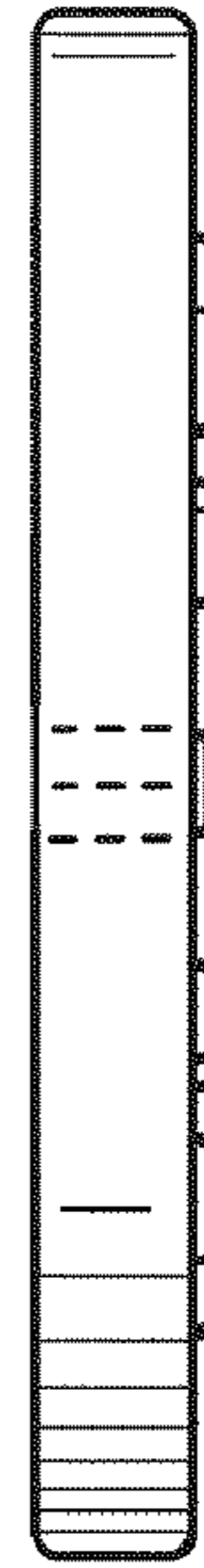


FIG. 5

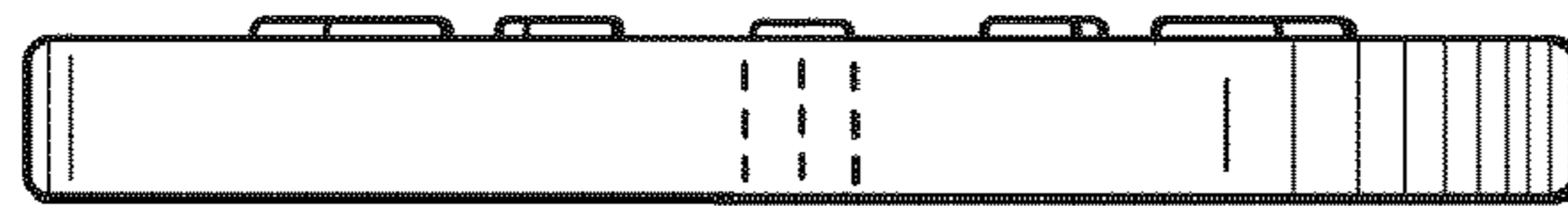


FIG. 6

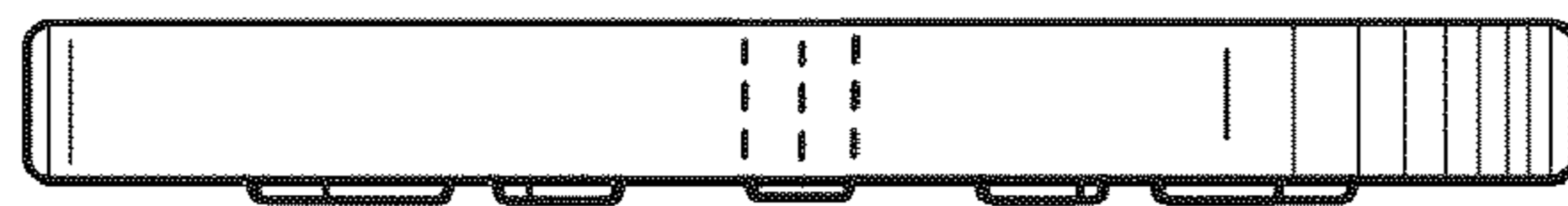


FIG. 7