



US00D646516S

(12) **United States Design Patent**
Ehrsam

(10) **Patent No.:** **US D646,516 S**

(45) **Date of Patent:** **** Oct. 11, 2011**

(54) **RECONFIGURABLE SHADE**

(76) Inventor: **Anna Ehrsam**, Brooklyn, NY (US)

(**) Term: **14 Years**

(21) Appl. No.: **29/375,037**

(22) Filed: **Sep. 16, 2010**

(51) **LOC (9) Cl.** **06-10**

(52) **U.S. Cl.** **D6/575**

(58) **Field of Classification Search** D6/575 -594;
160/35, 84.01, 84.3, 84.04, 84.05, 84.06,
160/84.08, 84.09, 84.11, 89, 120, 121.1,
160/231.1, 236, 108, 109, 110, 111, 112,
160/113, 114, 115, 130, 179, 180, 181, 199,
160/279, 330, 340, 344, 348; 139/383 R,
139/384 A, 420 R, 424, 426 R

See application file for complete search history.

(56) **References Cited**

U.S. PATENT DOCUMENTS

D498,105 S *	11/2004	Tyner	D6/575
D498,106 S *	11/2004	Johnson et al.	D6/575
7,021,359 B2 *	4/2006	Yu et al.	160/84.04
D530,129 S *	10/2006	Miller et al.	D6/575
7,124,802 B2 *	10/2006	Sudano	160/89
7,516,769 B2 *	4/2009	Yu et al.	160/84.04
7,624,784 B2 *	12/2009	Anthony et al.	160/120
7,708,047 B2 *	5/2010	Auger	160/121.1

* cited by examiner

Primary Examiner — Susan Bennett Hattan

Assistant Examiner — Barbara B Lohr

(74) *Attorney, Agent, or Firm* — Fish & Richardson P.C.

(57) **CLAIM**

The ornamental design for a reconfigurable shade, substantially as shown and described.

DESCRIPTION

FIG. 1 is a front perspective view of the reconfigurable shade in a partially closed position.

FIG. 2 is a front perspective view of the reconfigurable shade in an open position.

FIG. 3 is a front view of the reconfigurable shade in a partially closed position.

FIG. 4 is a back view of the reconfigurable shade in a partially closed position.

FIG. 5 is a left view of the reconfigurable shade in a partially closed position.


FIG. 6 is a right view of the reconfigurable shade in a partially closed position.

FIG. 7 is top view of the reconfigurable shade in a partially closed position; and,

FIG. 8 is a bottom view of the reconfigurable shade in a partially closed position.

The broken lines which illustrate the environment of the claimed design form no part thereof.

1 Claim, 4 Drawing Sheets






FIG. 1




FIG. 2




FIG. 4

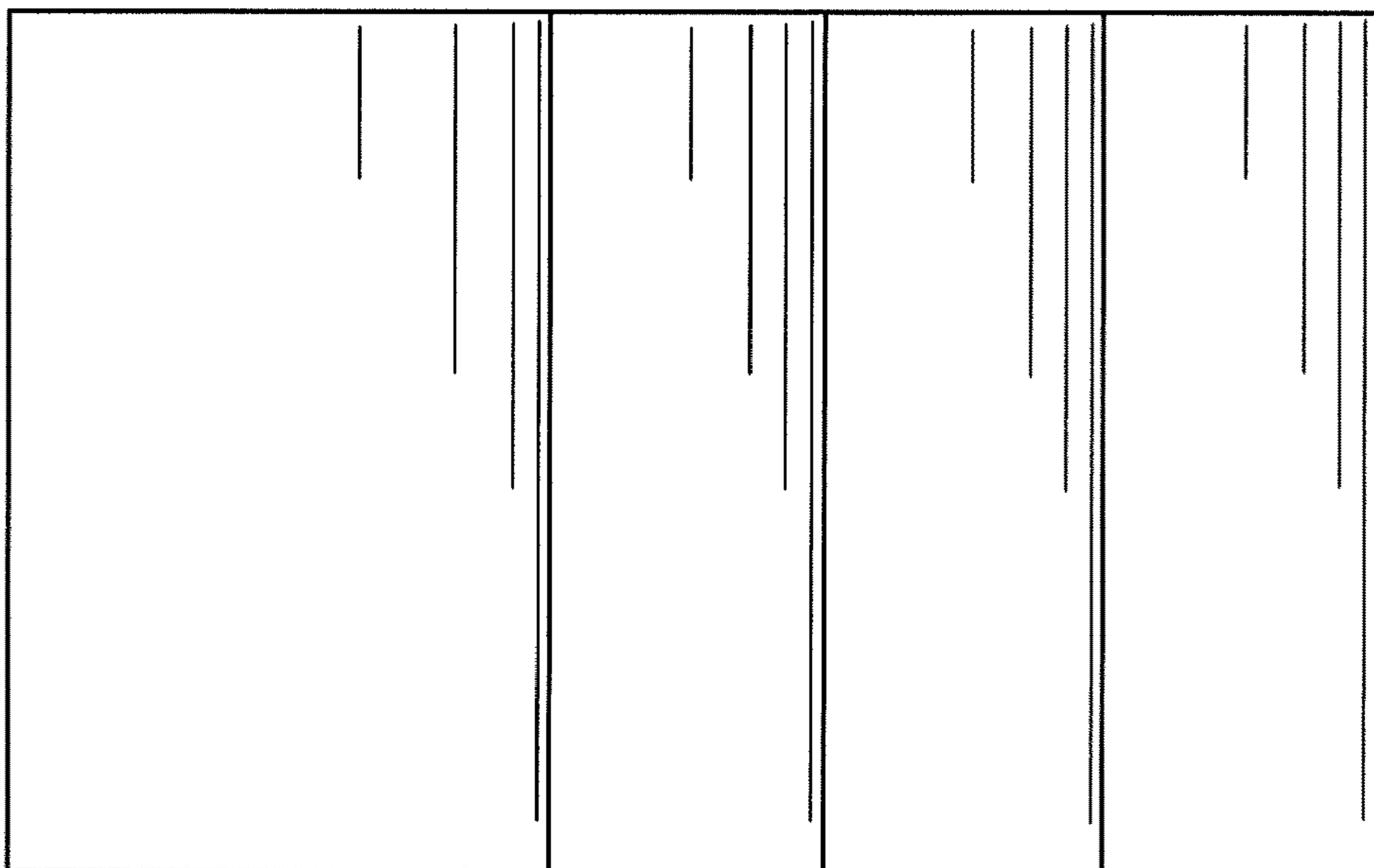


FIG. 3

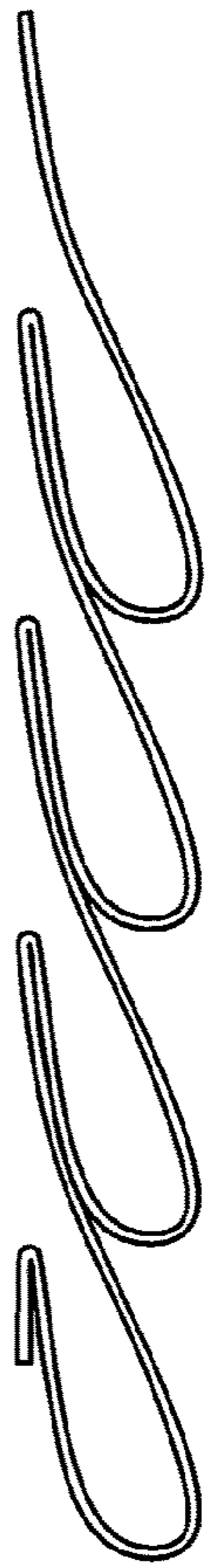


FIG. 5



FIG. 6




FIG. 7




FIG. 8