



US00D646515S

(12) **United States Design Patent**
Vong

(10) **Patent No.:** **US D646,515 S**

(45) **Date of Patent:** **** Oct. 11, 2011**

(54) **CHAIR BACK**

(76) Inventor: **Andy S. Vong**, Venice, CA (US)

(**) Term: **14 Years**

(21) Appl. No.: **29/372,017**

(22) Filed: **Oct. 5, 2010**

(51) **LOC (9) Cl.** **06-01**

(52) **U.S. Cl.** **D6/502**

(58) **Field of Classification Search** D6/334-336,
D6/356, 364, 365, 366, 367, 368, 379, 380,
D6/500-502; 297/452.21, 452.26, 452.29,
297/452.32, 452.33, 452.37, 452.48

See application file for complete search history.

(56) **References Cited**

U.S. PATENT DOCUMENTS

D532,631 S	*	11/2006	Egger	D6/500
D535,128 S	*	1/2007	Egger	D6/500
D540,573 S	*	4/2007	Smith	D6/500
D557,530 S	*	12/2007	Egger	D6/500

D557,947 S	*	12/2007	Egger	D6/500
D561,502 S	*	2/2008	Egger	D6/501
D596,429 S	*	7/2009	Egger	D6/502

* cited by examiner

Primary Examiner — Mimosa De

(74) *Attorney, Agent, or Firm* — Morland C. Fischer

(57) **CLAIM**

The ornamental design for a chair back, as shown and described.

DESCRIPTION

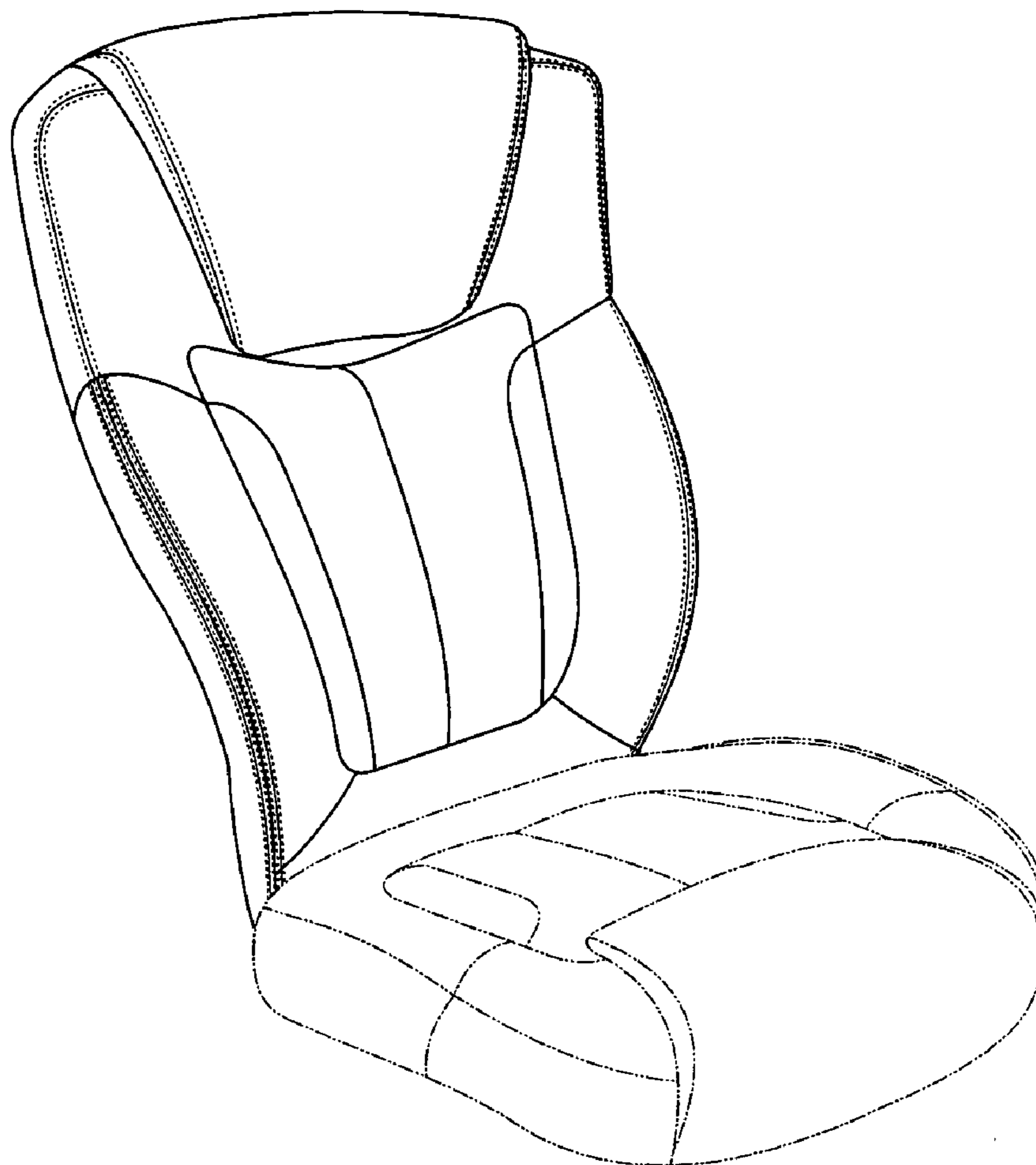
FIG. 1 is a perspective view showing the front and left side of a chair back which forms my new design, the alternating long and short broken lines in this and other figures showing a chair seat being for illustrative purposes only and forming no part of my design;

FIG. 2 is a front elevational view thereof; and,

FIG. 3 is a left side elevational view thereof, this view and the opposite right side elevational view being mirror images.

The short broken lines shown in FIGS. 1-3 are understood to represent stitching.

1 Claim, 3 Drawing Sheets



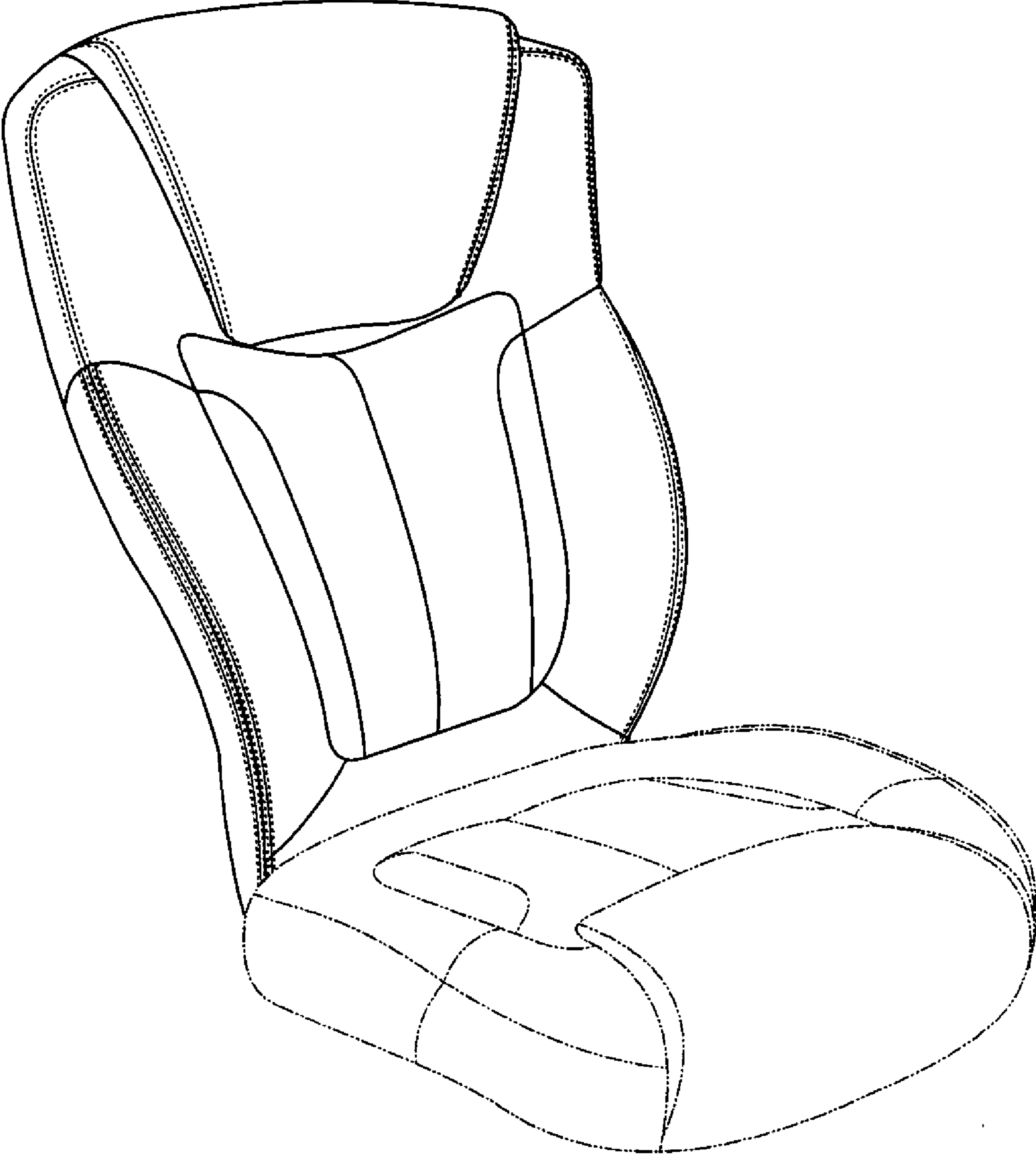


FIG. 1

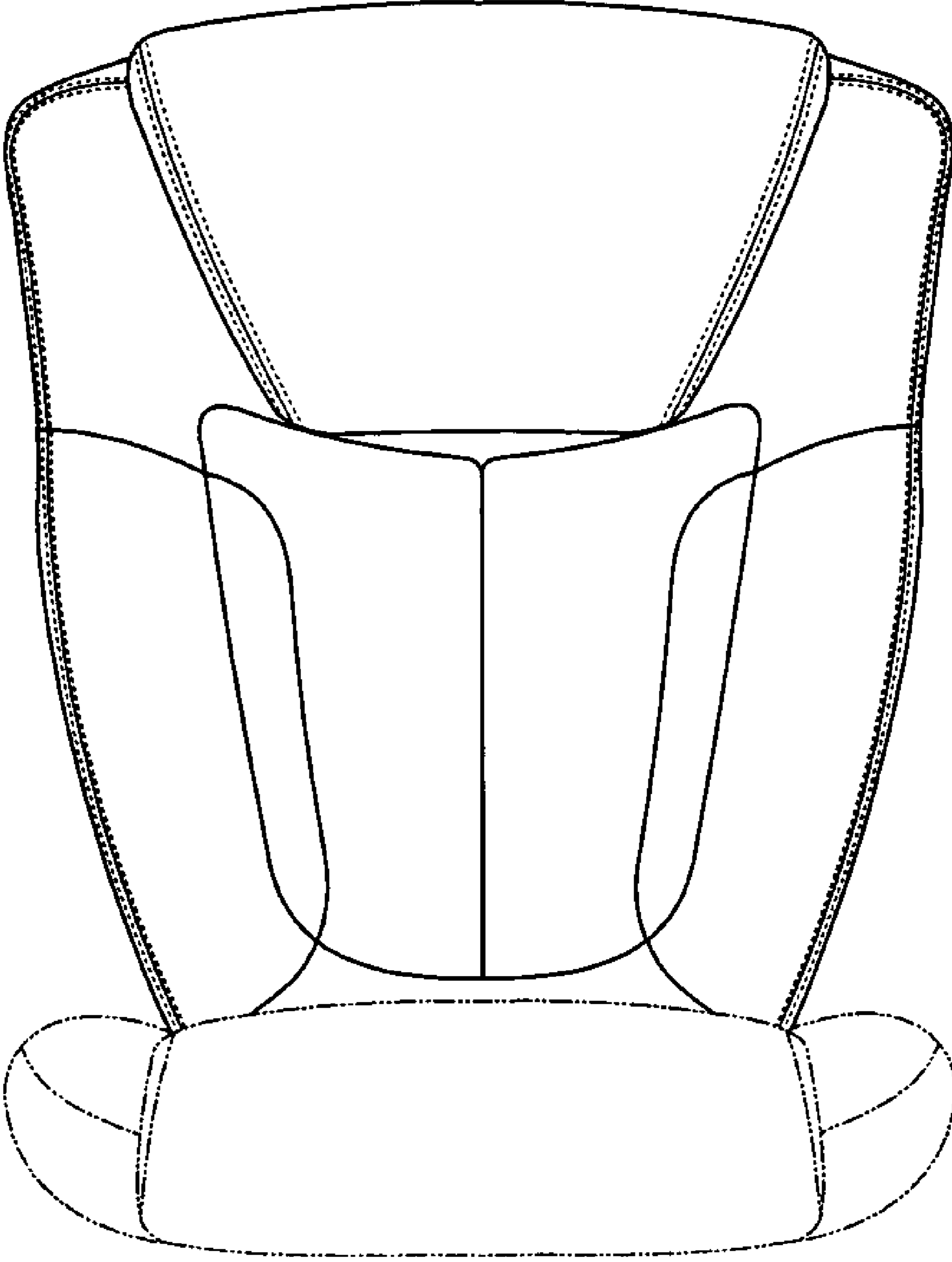


FIG. 2

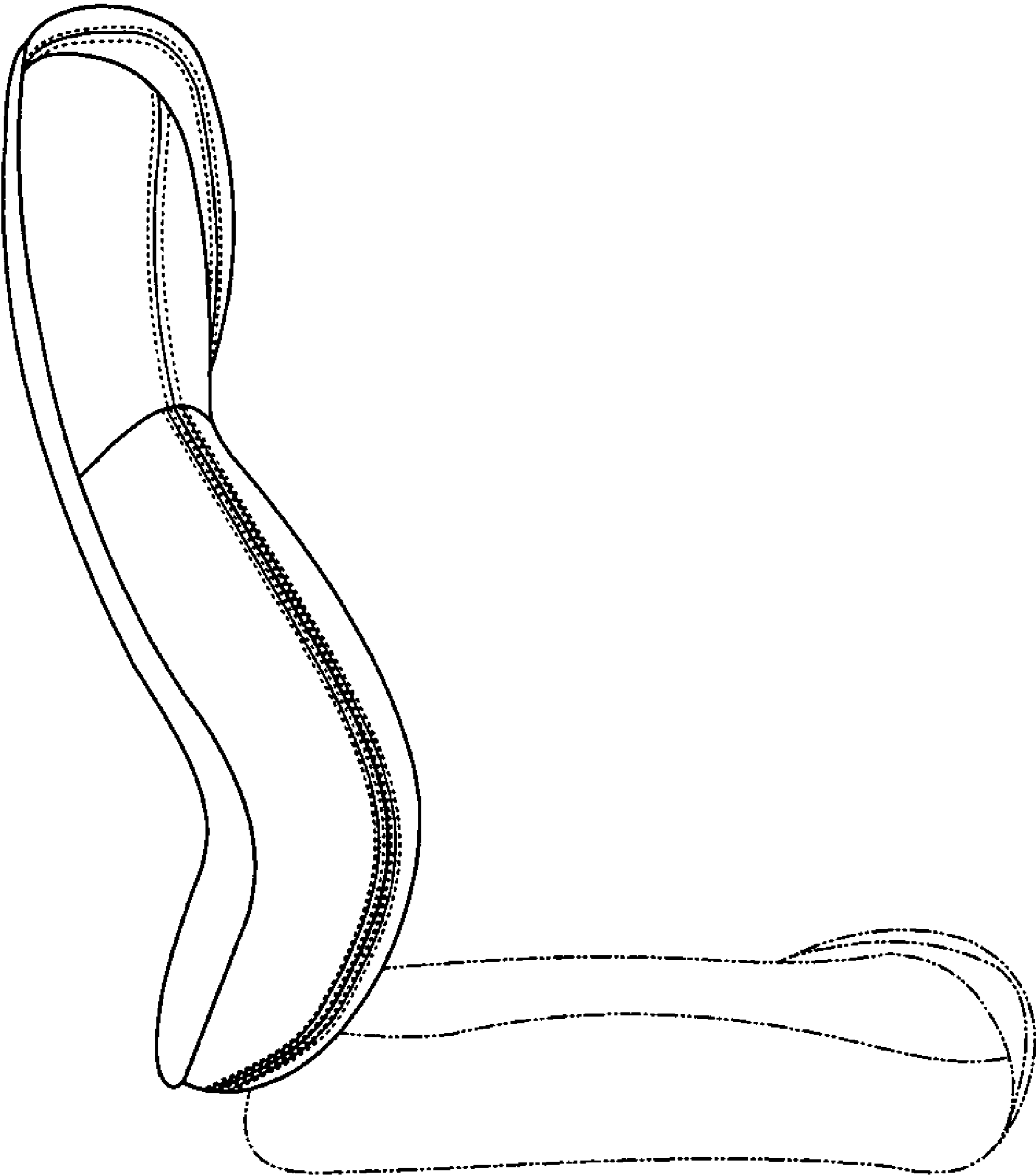


FIG. 3