



US00D646504S

(12) **United States Design Patent**
Linscott et al.

(10) **Patent No.:** **US D646,504 S**
(45) **Date of Patent:** **** Oct. 11, 2011**

(54) **JEWELRY ORGANIZER**

(75) Inventors: **Lauren M. Linscott**, Kent, WA (US);
Lisa L. Fitch, Kent, WA (US); **Andrea R. Donahue**, Kent, WA (US)

(73) Assignee: **Untangle My Chains LLC**, Kent, WA (US)

(**) Term: **14 Years**

(21) Appl. No.: **29/379,306**

(22) Filed: **Nov. 17, 2010**

(51) **LOC (9) Cl.** **06-07**

(52) **U.S. Cl.** **D6/450**

(58) **Field of Classification Search** D6/319,
D6/317, 315, 318, 328, 450, 466, 467; 211/1,
211/13.1, 85.3; 223/85-98, 68

See application file for complete search history.

(56) **References Cited**

U.S. PATENT DOCUMENTS

1,951,985	A *	3/1934	Likly	223/68
2,609,977	A *	9/1952	Lausch	223/92
D188,578	S *	8/1960	Zuckerman	D6/319
D190,308	S *	5/1961	Gross	D6/319
D192,281	S *	2/1962	Zuckerman	D6/319
D193,257	S *	7/1962	Zuckerman	D6/319
D195,158	S *	4/1963	Likly	D6/319
D199,108	S *	9/1964	Zuckerman	D6/319

D207,515	S *	4/1967	Phillips	D6/319
4,109,838	A *	8/1978	Dwek	223/91
D536,179	S *	2/2007	Dikes	D6/316
D618,921	S *	7/2010	Hassel et al.	D6/319
D621,626	S *	8/2010	Beer	D6/317

* cited by examiner

Primary Examiner — Philip S Hyder

Assistant Examiner — Sydney Buffalow

(74) *Attorney, Agent, or Firm* — Seed IP Law Group PLLC

(57) **CLAIM**

The ornamental design for a jewelry organizer, substantially as shown and described.

DESCRIPTION

FIG. 1 is an isometric view of a jewelry organizer, showing our new design.

FIG. 2 is a front elevational view thereof.

FIG. 3 is a rear elevational view thereof.

FIG. 4 is a left side elevational view thereof.

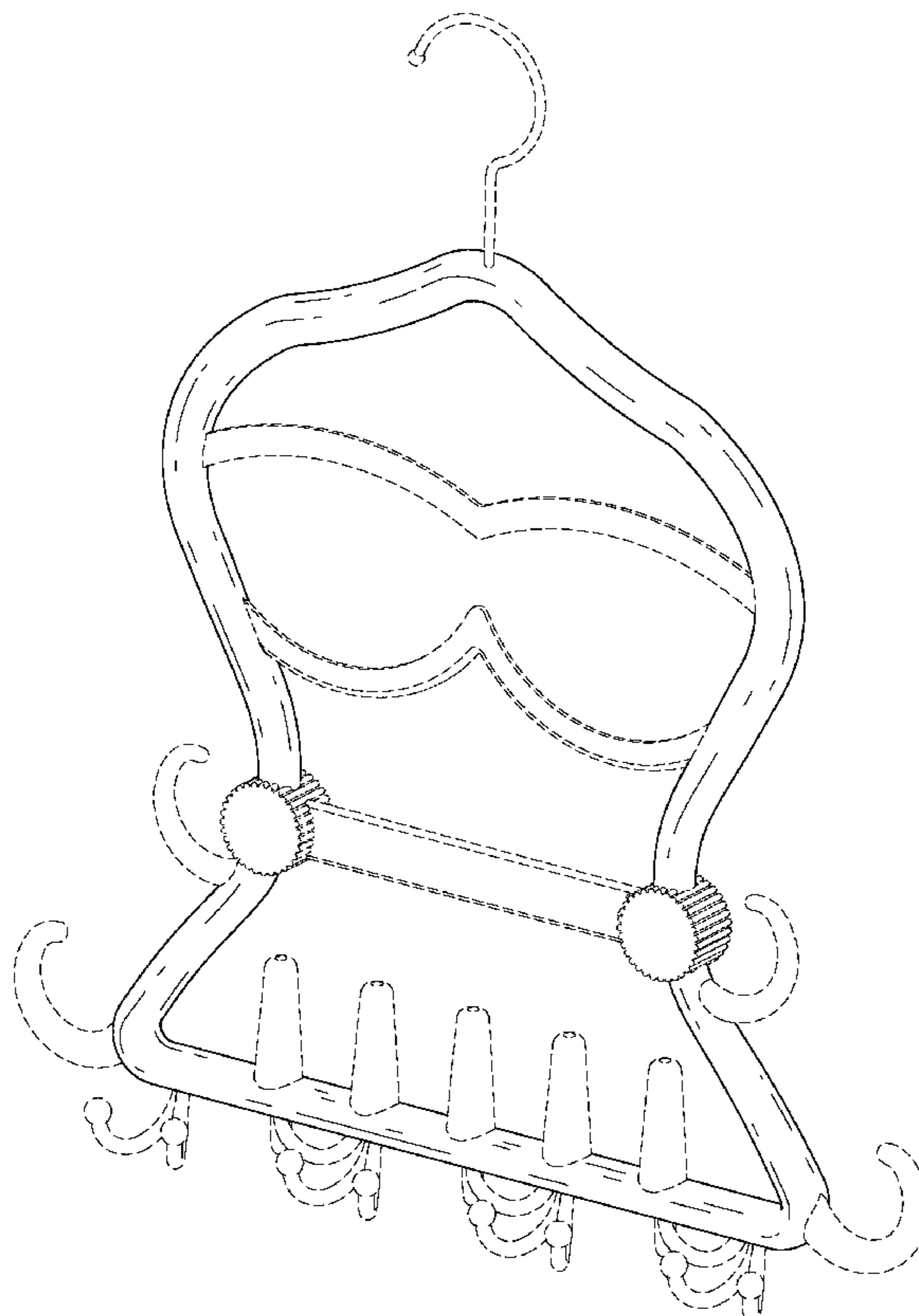
FIG. 5 is a right side elevational view thereof.

FIG. 6 is a top plan view thereof; and,

FIG. 7 is a bottom plan view thereof.

Shading lines shown in the drawings are intended to represent the approximate three-dimensional contour of the design, and are not intended to indicate surface decoration. The broken lines in the figures are for illustrative purposes only and form no part of the claimed design.

1 Claim, 5 Drawing Sheets



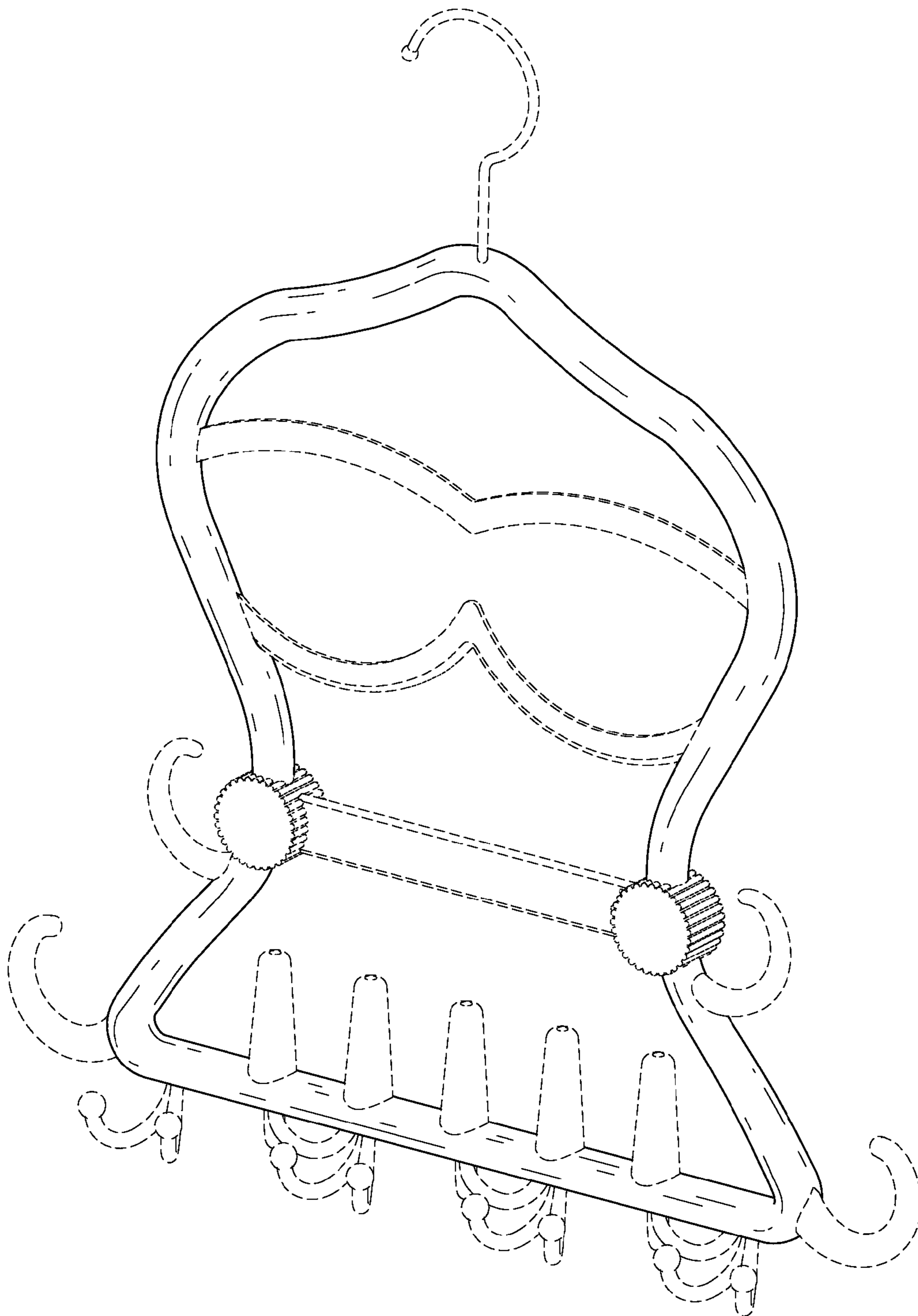


FIG. 1




FIG. 2




FIG. 3

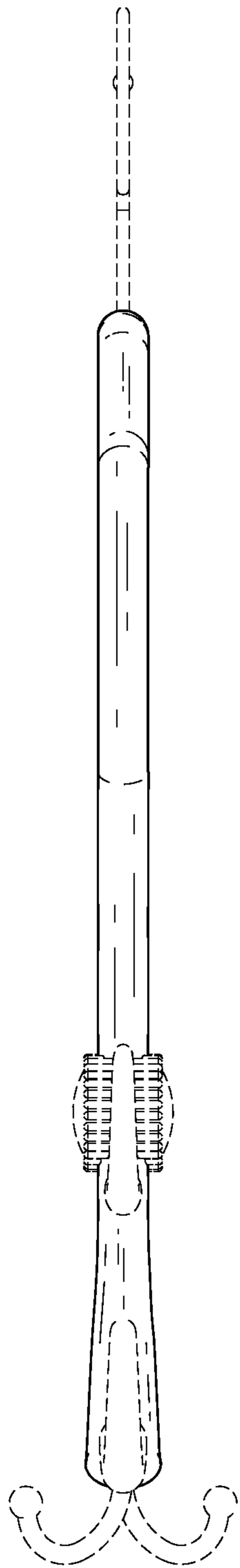


FIG. 4

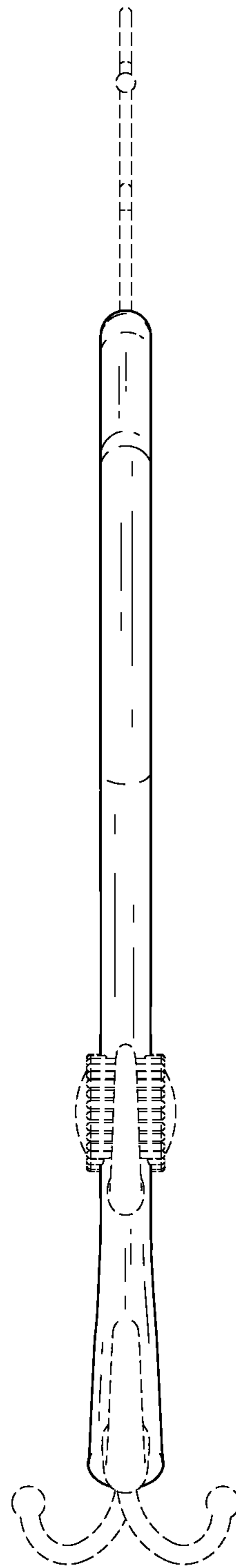


FIG. 5

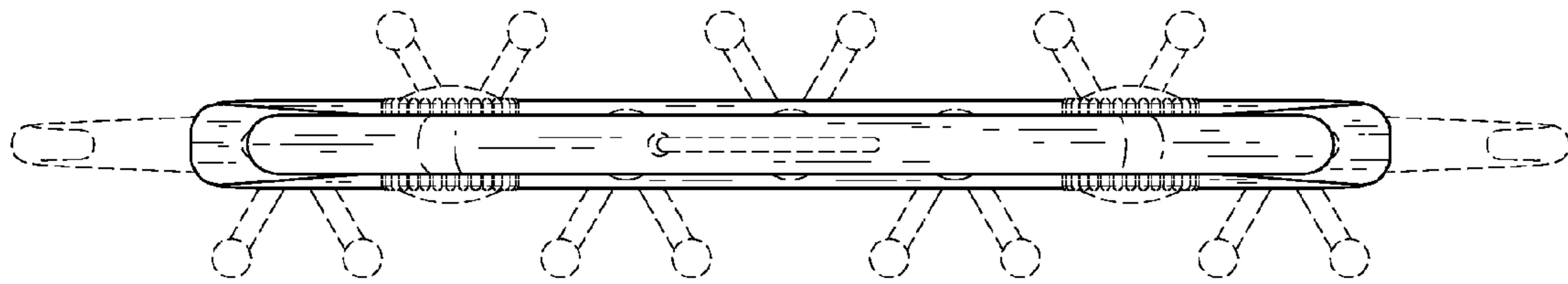


FIG. 6

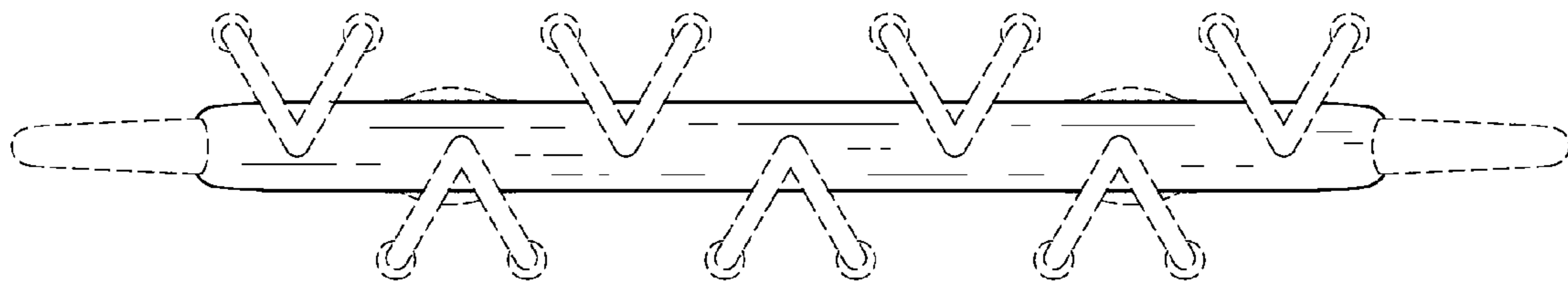


FIG. 7