



US00D646492S

(12) **United States Design Patent**
Schroerer

(10) **Patent No.:** **US D646,492 S**

(45) **Date of Patent:** **** Oct. 11, 2011**

- (54) **FLEXIBLE SHEET METAL**
- (75) Inventor: **Joern Schroerer**, Herdecke (DE)
- (73) Assignee: **Ewald Doerken AG**, Herdecke (DE)
- (**) Term: **14 Years**
- (21) Appl. No.: **29/369,119**
- (22) Filed: **Sep. 2, 2010**

- D28,305 S 2/1898 Thomas
- D30,927 S 5/1899 Howarth
- D30,928 S 5/1899 Howarth
- D30,929 S 5/1899 Howarth
- 732,889 A * 7/1903 Paver 229/92
- 1,752,535 A * 4/1930 Millholland 428/190
- D105,961 S 9/1937 Mallinson
- D106,374 S 10/1937 Morris
- D110,310 S 6/1938 Cohen
- D127,049 S 5/1941 Eichler
- D133,516 S 8/1942 Leerer
- D137,932 S 5/1944 Kemper

(Continued)

Related U.S. Application Data

- (62) Division of application No. 29/282,041, filed on Jul. 10, 2007, now Pat. No. Des. 624,322.
- (51) **LOC (9) Cl.** **05-06**
- (52) **U.S. Cl.** **D5/60**
- (58) **Field of Classification Search** D5/1-8, D5/11, 12, 15, 18, 19, 20, 23-26, 30, 32, D5/33, 35, 39, 41, 43, 45, 47-54, 56, 57, D5/59-66, 99; D6/582, 583, 595, 596, 598, D6/603-606, 608, 613, 616, 617, 619, 622; D24/124-126; D25/142, 152; 5/413 AM, 5/709; 139/416, 417, 424; 156/148, 209; 428/17, 18, 154, 156, 171, 178, 187, 198, 428/199, 542.2, 542.6, 190, 904.4, 919; 604/378, 604/380, 385.101; 52/311.1-311.3; 66/193, 66/202

See application file for complete search history.

(56) **References Cited**

U.S. PATENT DOCUMENTS

- D4,532 S 12/1870 Taft et al.
- D4,792 S 4/1871 Bardeaslle
- D7,533 S * 7/1874 Landenberger D2/826
- D12,818 S 3/1882 Dobbin
- D12,819 S 3/1882 Dobbin
- D17,428 S * 7/1887 Kneedler D5/60
- D17,573 S 8/1887 Kneedler
- D23,839 S 12/1894 Morgan

FOREIGN PATENT DOCUMENTS

- BE DM-048840 8/1999

(Continued)

Primary Examiner — Karen S Acker

(74) *Attorney, Agent, or Firm* — Bachman & LaPointe, P.C.

(57) **CLAIM**

The ornamental design for a flexible sheet material, as shown and described.

DESCRIPTION

FIG. 1 is a perspective view of a first embodiment of a flexible sheet material in accordance with the present invention. The figure is an enlarged detail of FIG. 2;



FIG. 2 is a perspective view of the design of FIG. 1 shown as part of a roll;

FIG. 3 is a perspective view of a second embodiment of a flexible sheet material in accordance with the present invention. The figure is an enlarged detail of FIG. 4; and,

FIG. 4 is a perspective view of the design of FIG. 3 shown as part of a roll.

The partially removed tape shown in FIGS. 2 and 4 represents unclaimed environmental subject matter included to show the design in a position of use.

1 Claim, 3 Drawing Sheets



US D646,492 S

Page 2

U.S. PATENT DOCUMENTS

D140,970 S 4/1945 Walther
D168,422 S 12/1952 Rose
D187,322 S 2/1960 Ellefson
D187,364 S 3/1960 Ellefson
D207,763 S 5/1967 Broderick
3,533,548 A 10/1970 Taterka
3,827,625 A 8/1974 Miller
4,055,453 A * 10/1977 Tajima et al. 156/279
D255,526 S 6/1980 Dempster
4,666,756 A 5/1987 Sakata et al.
5,035,929 A 7/1991 Myers et al.
5,096,759 A * 3/1992 Simpson et al. 428/40.3
5,413,831 A * 5/1995 Nemoto et al. 428/43
D363,611 S 10/1995 Nakamura
D396,958 S 8/1998 Welch
D397,555 S * 9/1998 Nestegard et al. D5/99
5,830,308 A * 11/1998 Reichard 156/291
D428,266 S * 7/2000 Bergin D5/60
6,261,668 B1 * 7/2001 Nagy 428/194
D464,203 S 10/2002 Manifold et al.
6,495,238 B1 * 12/2002 Campbell 428/121
6,701,685 B2 * 3/2004 Rippey 52/408
D513,885 S 1/2006 Lopez
D536,878 S 2/2007 Harkenrider
7,198,220 B2 * 4/2007 Knowlton 242/530.2
D624,347 S * 9/2010 Bradshaw D6/608

D625,112 S * 10/2010 Olsson et al. D5/60
2004/0081789 A1 * 4/2004 Kim 428/40.3
2006/0096218 A1 5/2006 Johnson
2007/0266660 A1 11/2007 Davies et al.
2008/0029210 A1 2/2008 Swei et al.

FOREIGN PATENT DOCUMENTS

DE M9400726 9/1994
DE M9700587 6/1997
DE 40004746 9/2000
DE 19937111 2/2007
DE DM-069122 8/2007
EM 211461-0001 11/2004
EM 514492-0002 5/2006
EM 650882-0003 2/2007
EM 650882-0004 2/2007
EM 650882-0007 2/2007
EM 650882-0008 2/2007
EM 650882-0018 2/2007
EM 650882-0019 2/2007
EM 650882-0020 2/2007
EM 650882-0021 2/2007
EM 650882-0023 2/2007
EM 650882-0024 2/2007
EM 650882-0027 2/2007
EM 650882-0028 2/2007

* cited by examiner




FIG. 1




FIG. 2




FIG. 3




FIG. 4