



US00D646490S

(12) **United States Design Patent**
Pires et al.

(10) **Patent No.:** **US D646,490 S**
(45) **Date of Patent:** **** Oct. 11, 2011**

(54) **COSMETIC APPLICATOR**

(75) Inventors: **Leo Clifford Pires**, Basking Ridge, NJ
(US); **Roger Hwang**, Maple (CA);
Manisha Kohli, New Delhi (IN); **Rahul**
Bose, New Delhi (IN)

(73) Assignee: **Zen Design Solutions Limited**, Hong
Kong (HK)

(**) Term: **14 Years**

(21) Appl. No.: **29/388,293**

(22) Filed: **Mar. 28, 2011**

(51) **LOC (9) Cl.** **04-02**

(52) **U.S. Cl.** **D4/136**

(58) **Field of Classification Search** D4/132-134,
D4/136; D28/7; 15/186-188, 207.2; 132/126,
132/216-218, 317, 901; 401/121, 122, 126,
401/127, 129

See application file for complete search history.

(56) **References Cited**

U.S. PATENT DOCUMENTS

3,312,583 A * 4/1967 Rochlis 428/88
4,565,205 A * 1/1986 Taylor 132/218
6,539,950 B1 * 4/2003 Gueret 132/218
D566,892 S * 4/2008 Anderson et al. D28/7

D568,612 S * 5/2008 Chan D4/120
D570,605 S * 6/2008 Neuner et al. D4/136
D579,210 S * 10/2008 Neuner et al. D4/136

FOREIGN PATENT DOCUMENTS

JP 2005125021 A * 5/2005
JP 2008093105 A * 4/2008

* cited by examiner

Primary Examiner — Melanie H Tung

Assistant Examiner — Lavone D Tabor

(74) *Attorney, Agent, or Firm* — Patterson & Sheridan, LLP

(57) **CLAIM**

The ornamental design for a “cosmetic applicator,” as shown
and described.

DESCRIPTION

FIG. 1 illustrates an isometric view of a cosmetic applicator
according to the invention;

FIG. 2 is a front view of the cosmetic applicator of FIG. 1;

FIG. 3 is a rear view of the cosmetic applicator of FIG. 1;

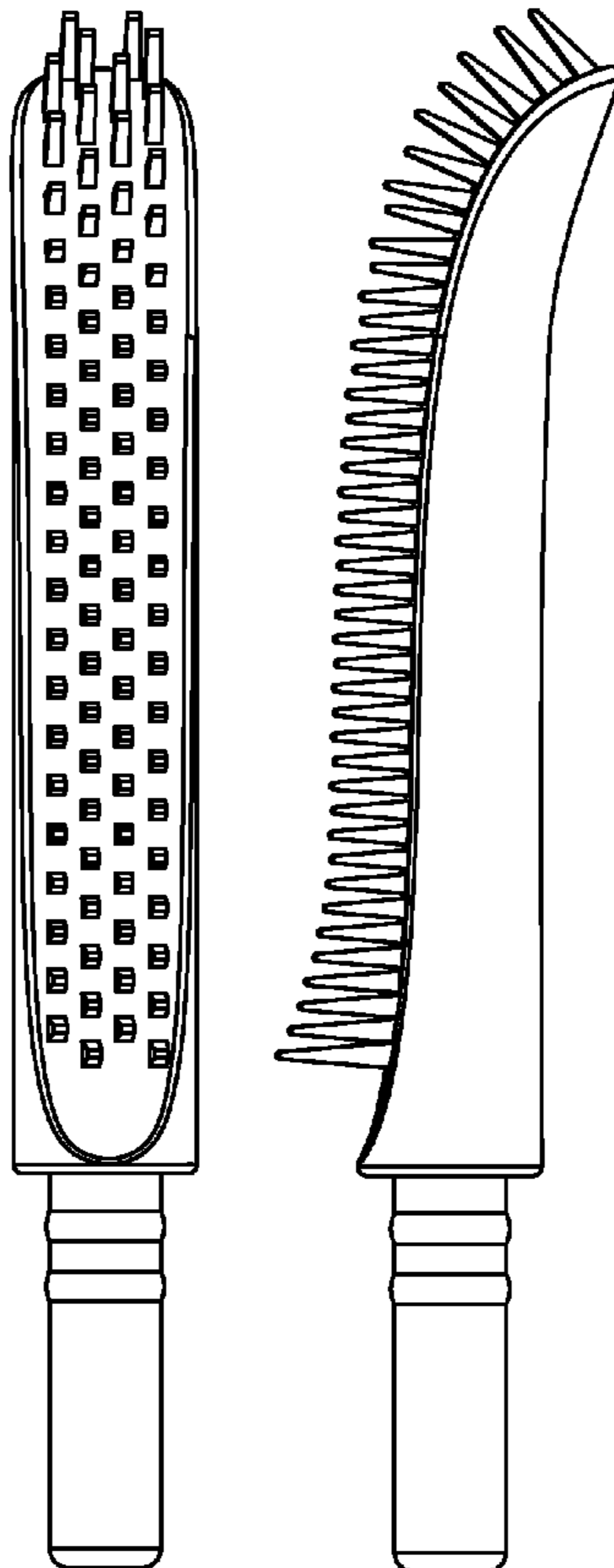
FIG. 4 is a right side view of the cosmetic applicator of FIG.
1,

FIG. 5 is a left side view of the cosmetic applicator of FIG. 1,

FIG. 6 is an enlarged top view of the cosmetic applicator of
FIG. 1; and,

FIG. 7 is an enlarged bottom view of the cosmetic applicator
of FIG. 1.

1 Claim, 7 Drawing Sheets



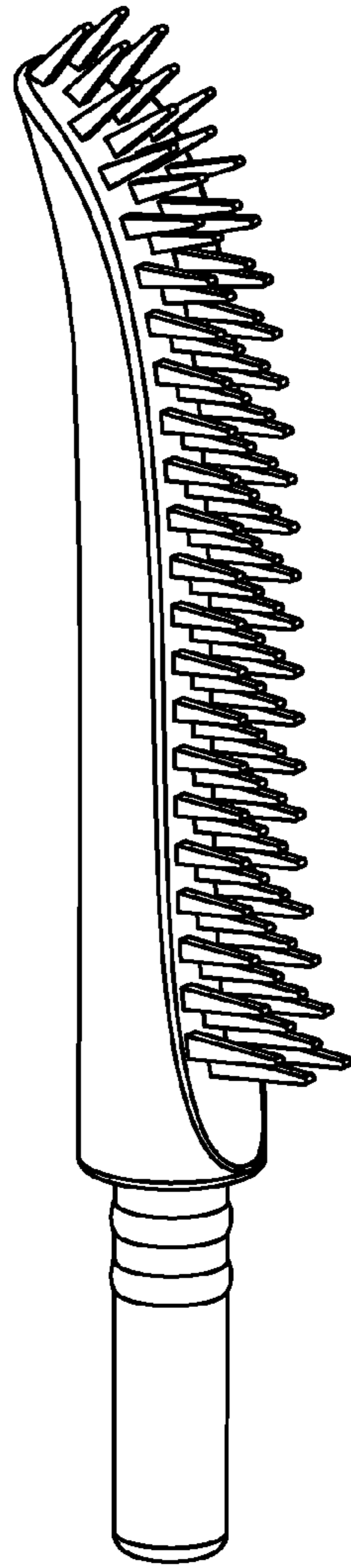


Fig. 1




Fig. 2




Fig. 3

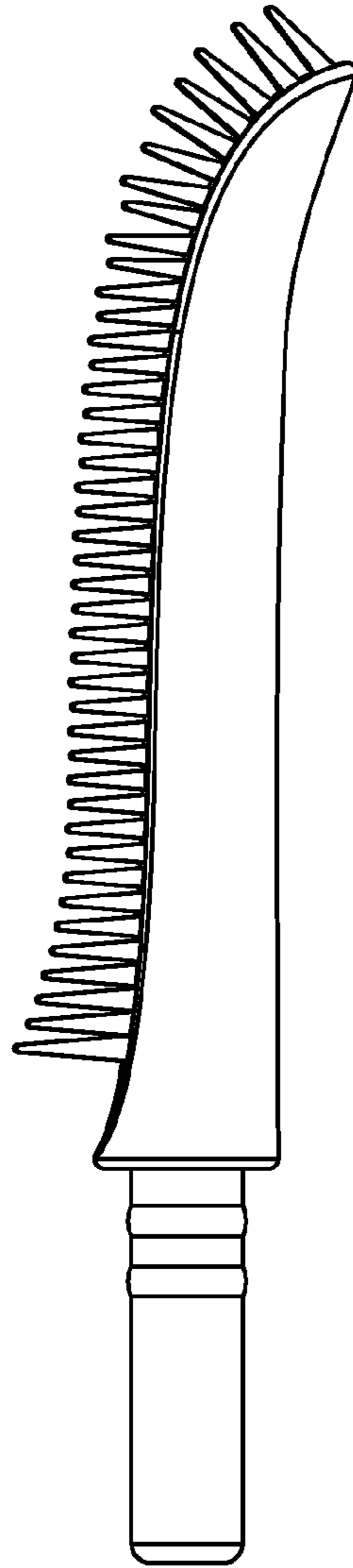


Fig. 4

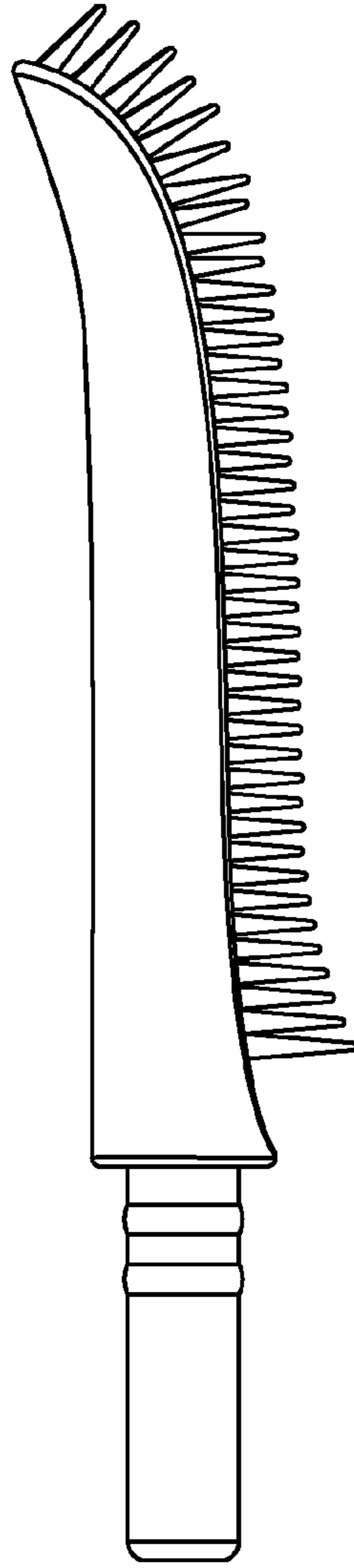


Fig. 5

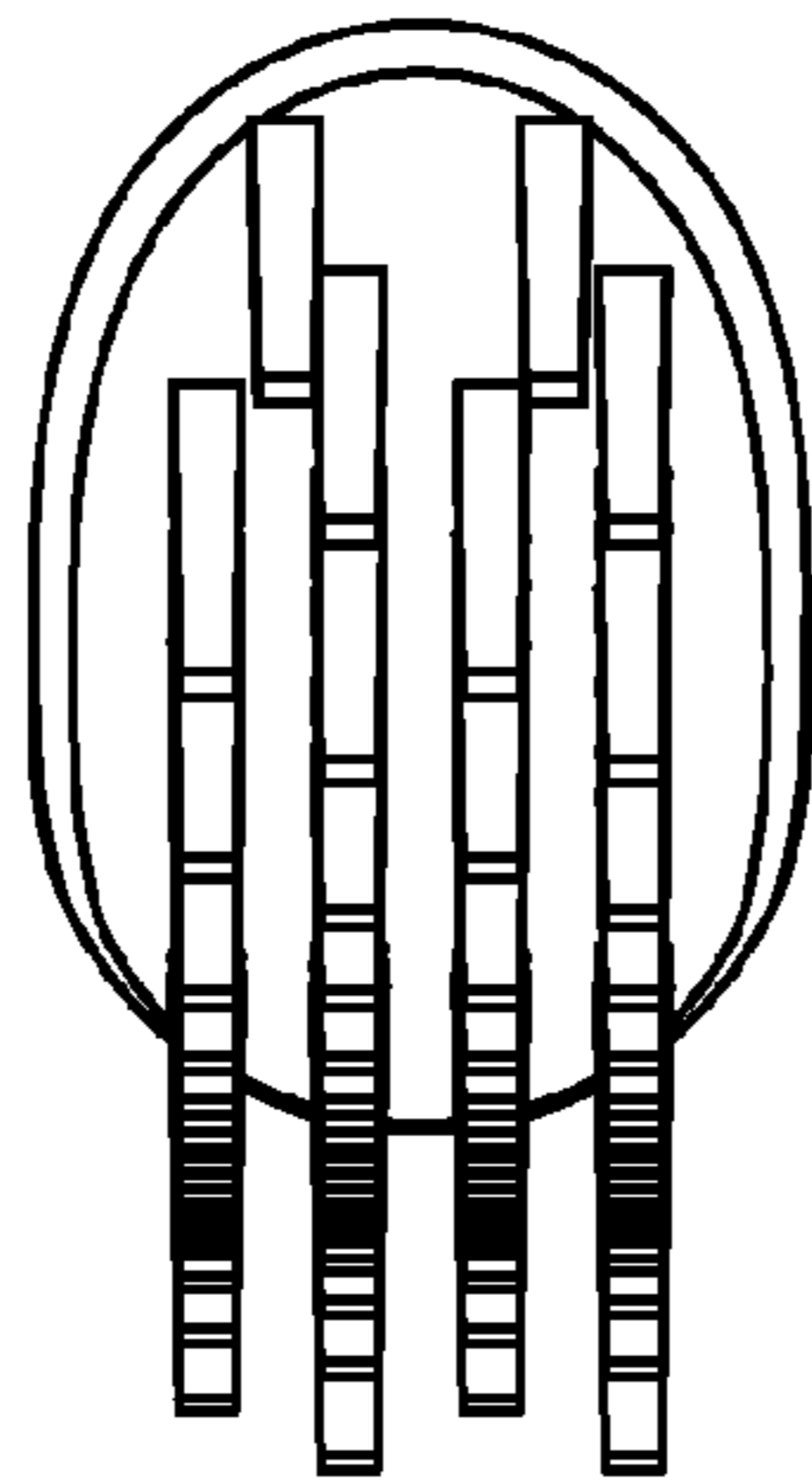


Fig. 6

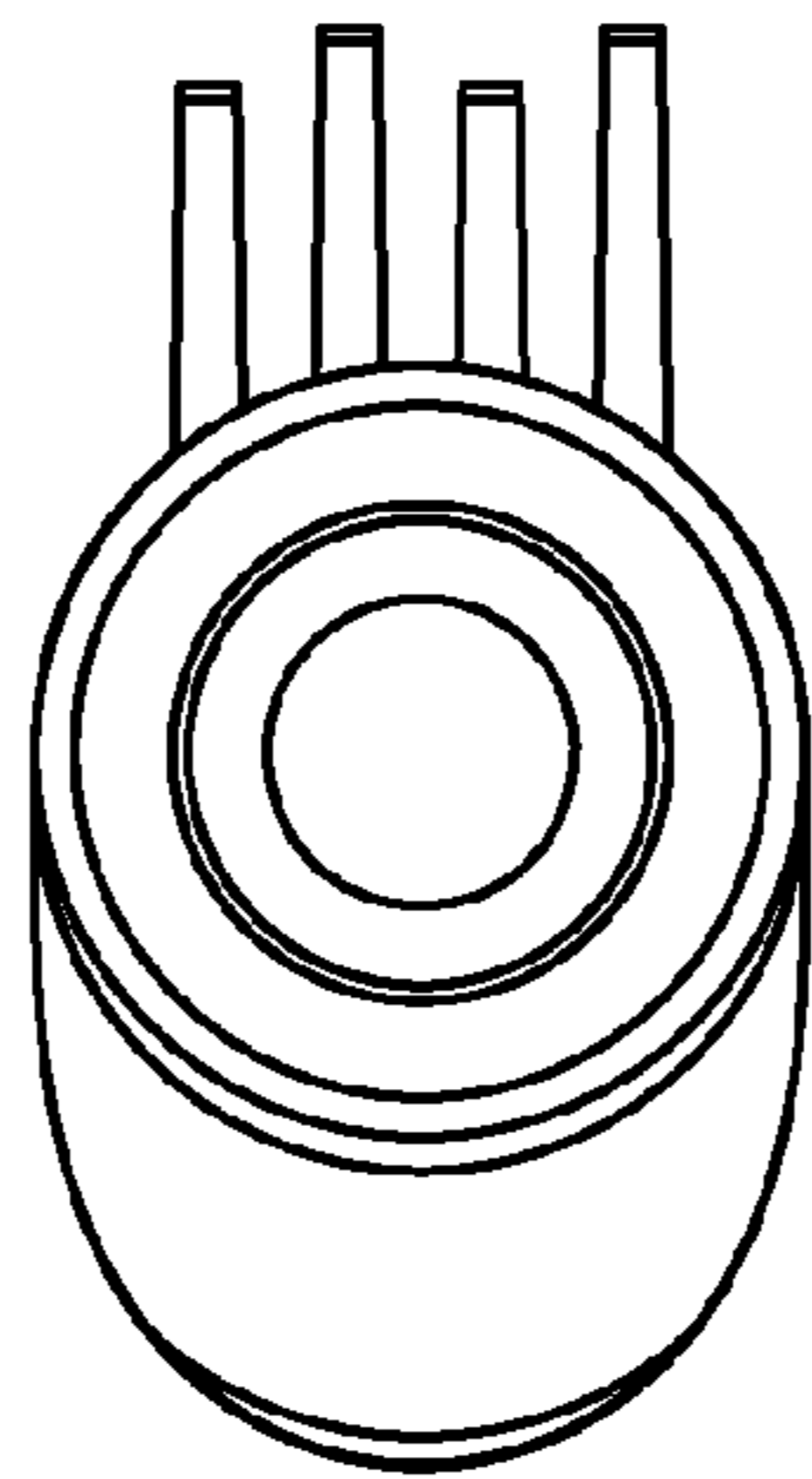


Fig. 7