

US00D646481S

(12) **United States Design Patent**  
**Taylor**

(10) **Patent No.:** **US D646,481 S**

(45) **Date of Patent:** **\*\* Oct. 11, 2011**

(54) **SOFT CASE FOR GLASSES**

(76) Inventor: **Gwendolyn Taylor**, Elmont, NY (US)

(\*\*) Term: **14 Years**

(21) Appl. No.: **29/335,909**

(22) Filed: **Apr. 24, 2009**

(51) **LOC (9) Cl.** ..... **03-01**

(52) **U.S. Cl.** ..... **D3/266**

(58) **Field of Classification Search** ..... D3/219,  
D3/263-266, 269, 299, 301; D16/330; 206/5,  
206/5.1, 6; 281/5

See application file for complete search history.

(56) **References Cited**

U.S. PATENT DOCUMENTS

2,657,791	A *	11/1953	Grosvenor	.....	206/5
2,723,745	A *	11/1955	McNeill	.....	206/5
4,290,522	A *	9/1981	Takasaki	.....	206/5
D264,976	S *	6/1982	Greene	.....	D3/265
D276,004	S *	10/1984	Mink	.....	D3/299
D297,283	S *	8/1988	Gray	.....	D3/299
4,801,005	A *	1/1989	Hahn et al.	.....	141/98
D308,598	S *	6/1990	Burchett	.....	D3/265
4,951,811	A *	8/1990	Lines	.....	206/5
5,032,019	A *	7/1991	Burchett	.....	351/158
D361,660	S *	8/1995	Booth et al.	.....	D3/265
D508,843	S *	8/2005	Lane	.....	D9/415
7,014,042	B2 *	3/2006	Lane	.....	206/467

D596,841	S *	7/2009	Rein et al.	.....	D3/203.5
D600,911	S *	9/2009	Orion et al.	.....	D3/267
D609,006	S *	2/2010	Orion et al.	.....	D3/267

\* cited by examiner

*Primary Examiner* — Holly Baynham

*Assistant Examiner* — Michelle E Wilson

(74) *Attorney, Agent, or Firm* — James A. Italia; Italia IP

(57) **CLAIM**

The ornamental design for a soft case for glasses, as shown and described.

**DESCRIPTION**

FIG. 1 is a perspective view of a soft case for glasses, showing my new design;

FIG. 2 is a top plan view of the invention;

FIG. 3 is a bottom plan view of the invention;

FIG. 4 is a right-side elevational view of the invention;

FIG. 5 is a left-side elevational view of the invention;

FIG. 6 is a rear elevational view of the invention;

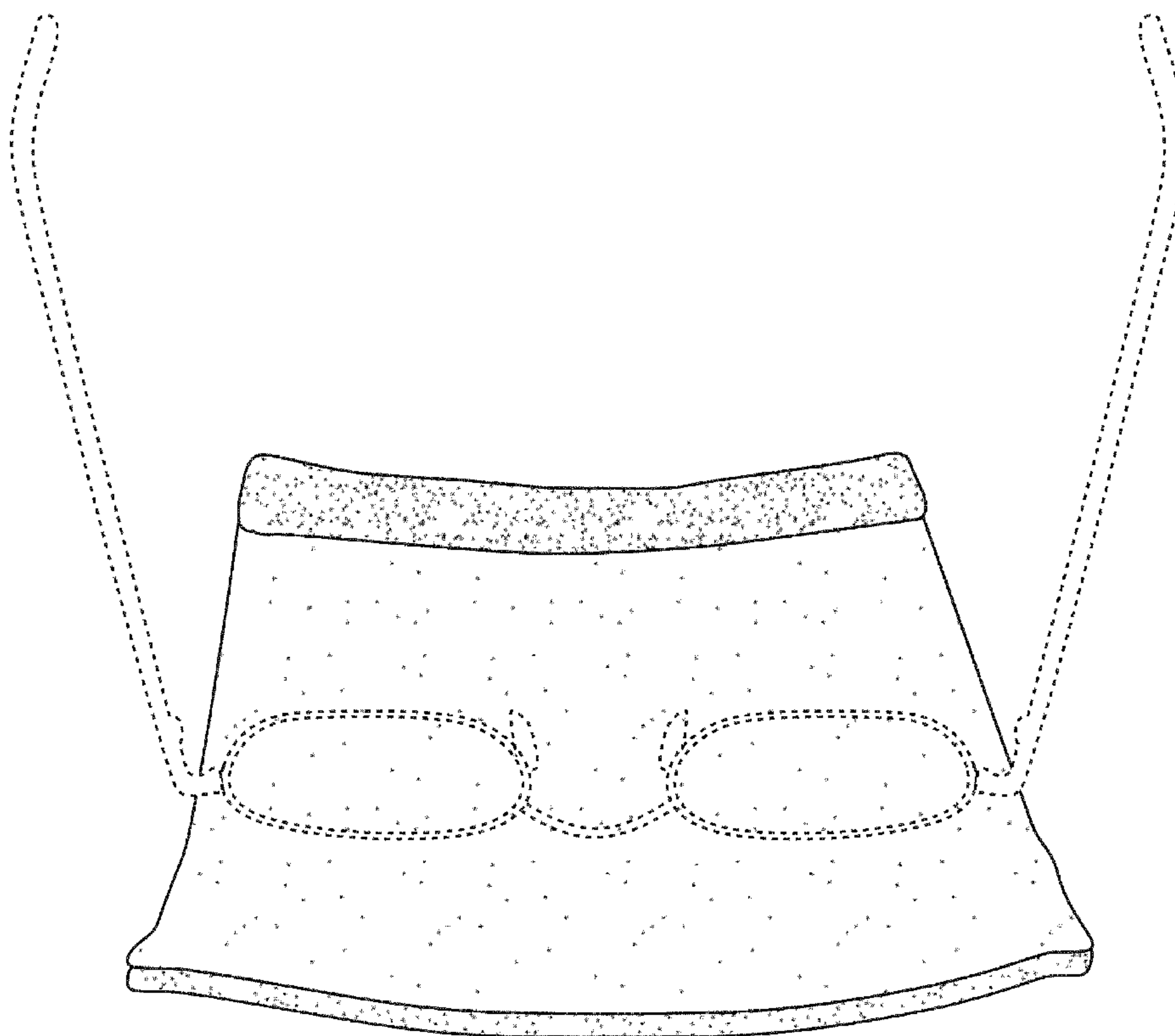
FIG. 7 is a front elevational view of the invention;

FIG. 8 is a perspective view of the invention, shown in its environment; and,

FIG. 9 is a perspective view of the invention, shown in its environment.

The broken line showing of the eyeglasses is included for the purpose of illustrating environmental structure and forms no part of the claimed design.

**1 Claim, 4 Drawing Sheets**






FIG. 1




FIG. 2

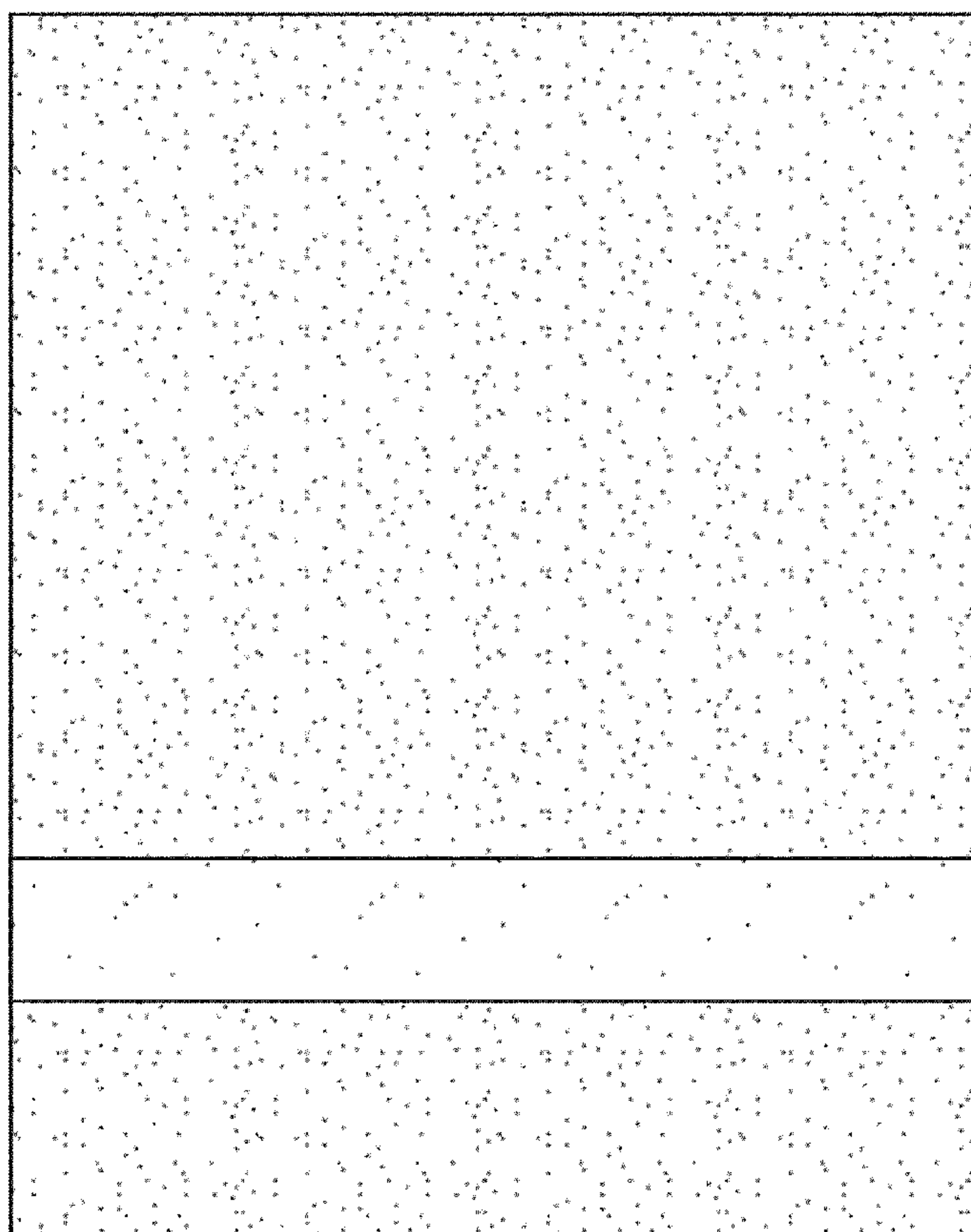


FIG. 3

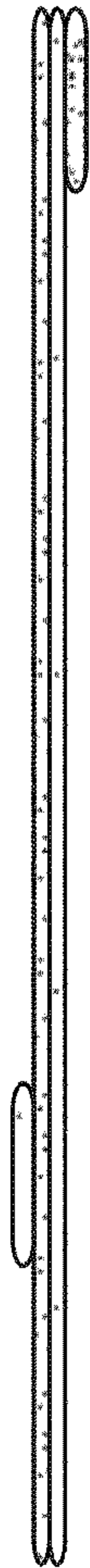


FIG. 4



FIG. 5



FIG. 6



FIG. 7



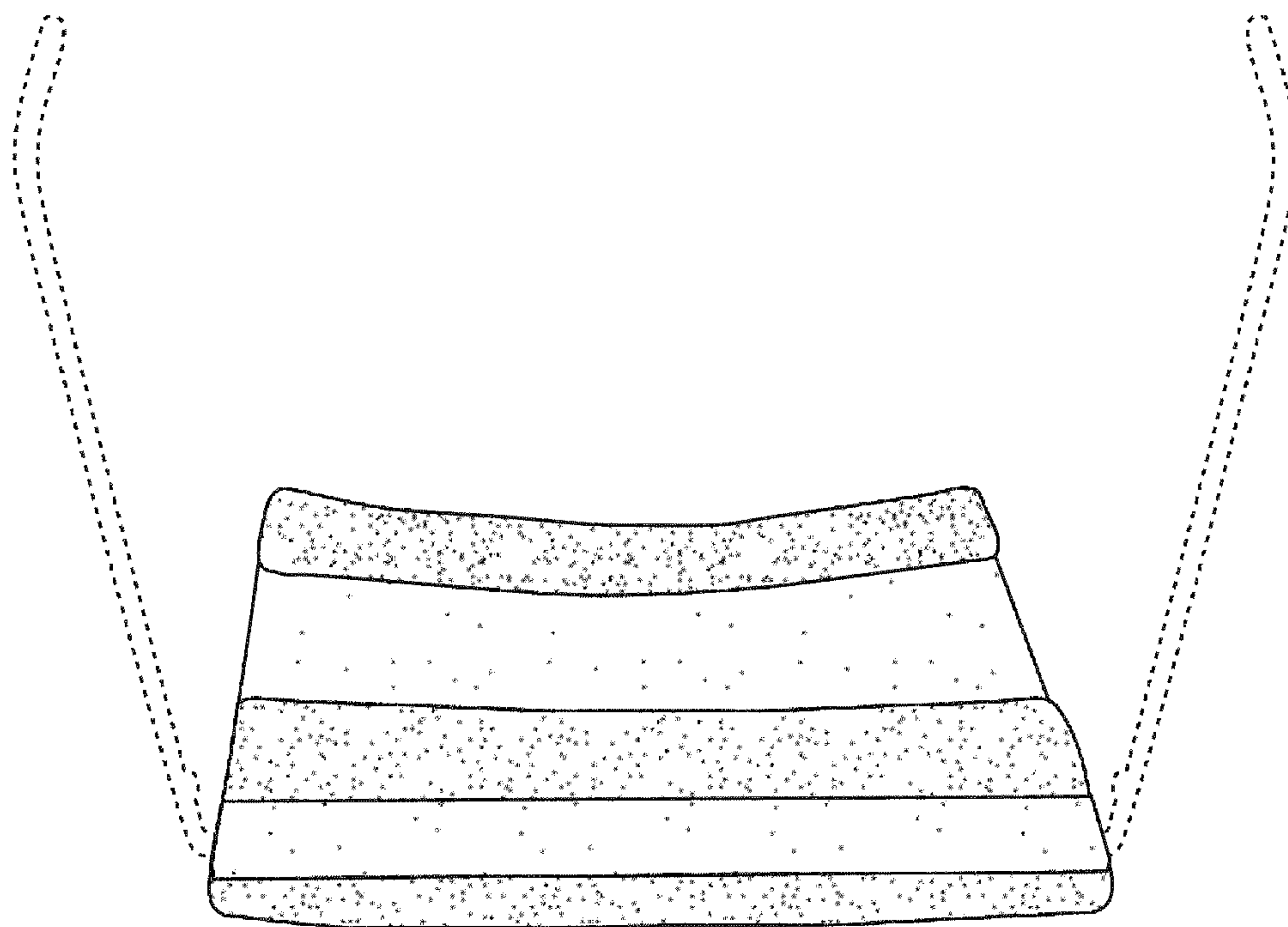


FIG. 8

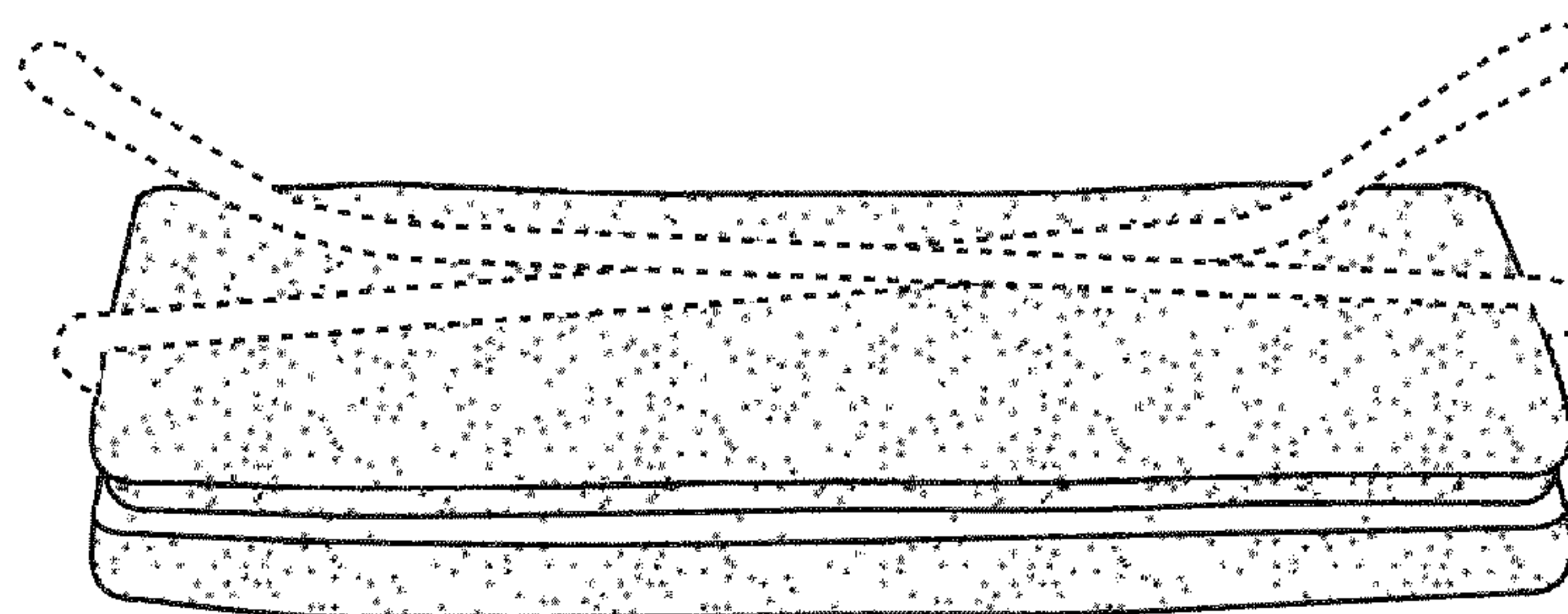


FIG. 9