



US00D646474S

(12) **United States Design Patent**
Avent et al.

(10) **Patent No.:** **US D646,474 S**

(45) **Date of Patent:** **** Oct. 11, 2011**

(54) **INSOLE**

(75) Inventors: **Richard T. Avent**, Memphis, TN (US);
Jane Margaret Cappaert, Bartlett, TN
(US); **Bernard F. Grisoni**, Cordova, TN
(US)

(73) Assignee: **Schering-Plough Healthcare Products,
Inc.**, Memphis, TN (US)

(**) Term: **14 Years**

(21) Appl. No.: **29/323,335**

(22) Filed: **Aug. 22, 2008**

(51) **LOC (9) Cl.** **02-99**

(52) **U.S. Cl.** **D2/961**

(58) **Field of Classification Search** D2/946,
D2/961, 962; 36/71, 43, 44

See application file for complete search history.

(56) **References Cited**

U.S. PATENT DOCUMENTS

1,144,291	A	*	6/1915	Boyer	36/43
D287,902	S	*	1/1987	Forsyth	D2/961
D300,687	S	*	4/1989	Kelley	D2/961
D342,374	S	*	12/1993	Wang	D2/961
6,301,805	B1	*	10/2001	Howlett et al.	36/43
D456,126	S	*	4/2002	Grisoni et al.	D2/961
D497,708	S	*	11/2004	Granger et al.	D2/961
D515,292	S	*	2/2006	Granger et al.	D2/961
D518,945	S	*	4/2006	Vasyli	D2/961
D529,698	S	*	10/2006	Hikade et al.	D2/961
D551,437	S	*	9/2007	Hung	D2/961

D551,835	S	*	10/2007	Hung	D2/961
D555,341	S	*	11/2007	Vasyli et al.	D2/961
D572,888	S	*	7/2008	Cai	D2/961
D578,285	S	*	10/2008	Vasyli et al.	D2/961

* cited by examiner

Primary Examiner — Rob Spear

Assistant Examiner — Rashida C McCoy

(74) *Attorney, Agent, or Firm* — Matthew J. Golden

(57) **CLAIM**

The ornamental design for an insole, as shown and described.

DESCRIPTION

A portion of the disclosure of this patent document contains material which may be protected by copyright. The copyright owner has no objection to the facsimile reproduction by anyone of the patent document or the patent disclosure, as it appears in the Patent and Trademark Office patent file or records, but reserves all other copyright rights whatsoever. FIG. 1 is a bottom view of an insole showing my/our new design.

FIG. 2 is a top view thereof;

FIG. 3 is a right view thereof;

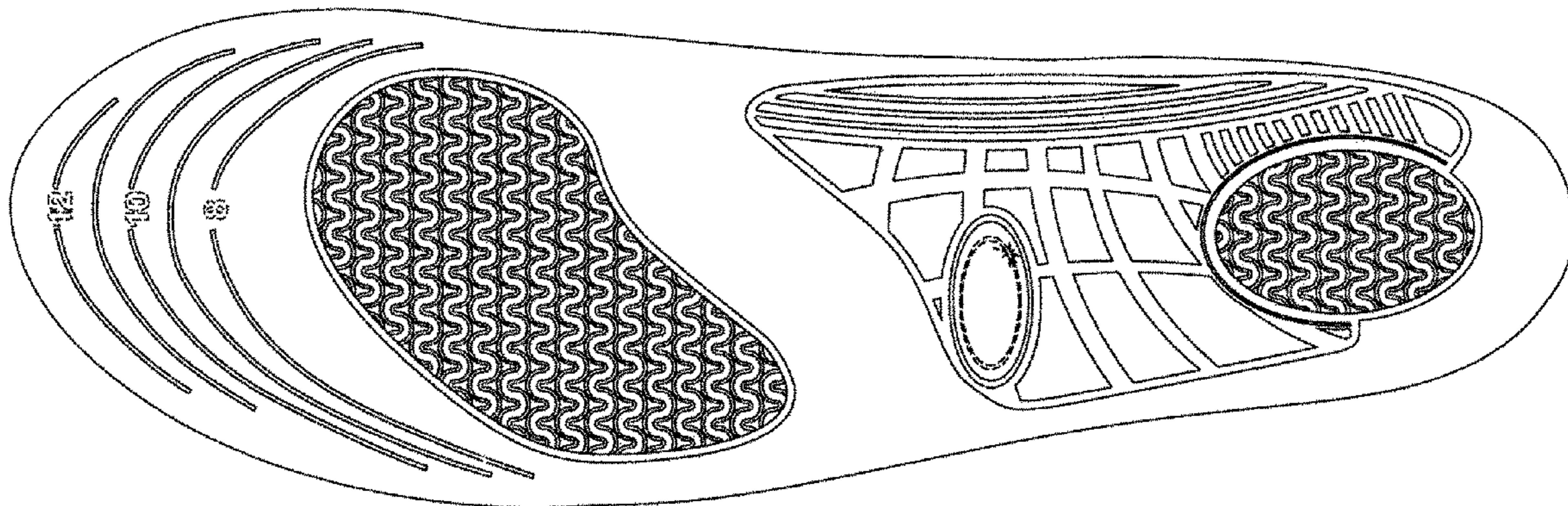
FIG. 4 is a left view thereof;

FIG. 5 is a front view thereof; and,

FIG. 6 is a rear view thereof.

The broken lines are included in the drawings only for illustration, and are not part of the design for which design patent protection is sought.

1 Claim, 2 Drawing Sheets



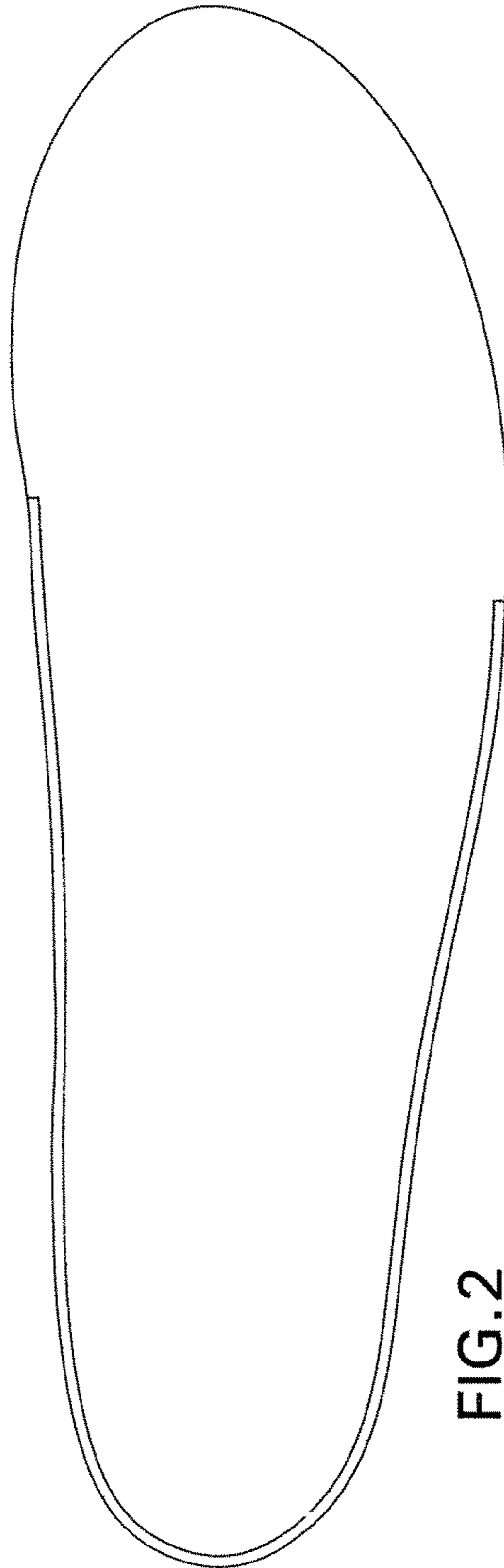
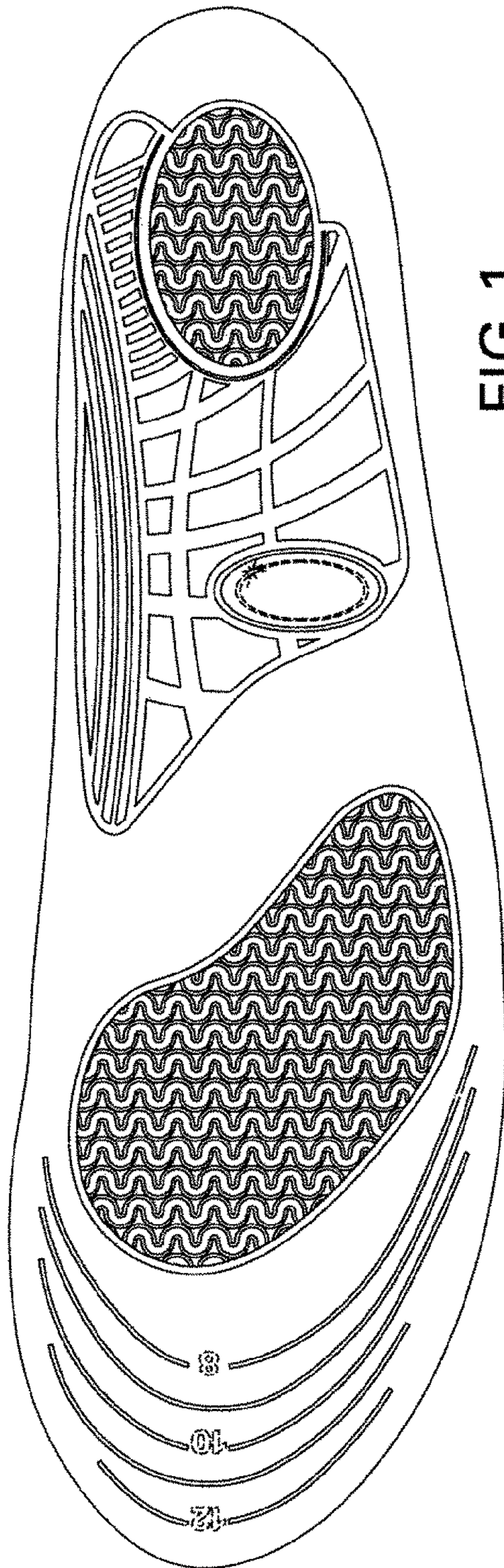




FIG. 3




FIG. 4

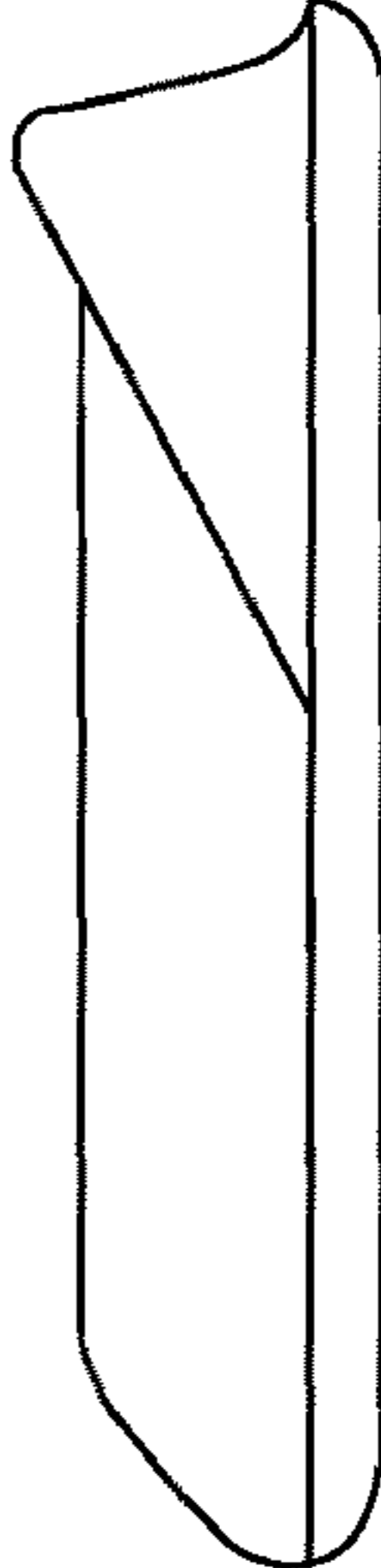


FIG. 5



FIG. 6