



US00D646466S

(12) **United States Design Patent**  
**Terry**

(10) **Patent No.:** **US D646,466 S**

(45) **Date of Patent:** **\*\* Oct. 11, 2011**

(54) **INFANT WRAP**

(76) Inventor: **Catherine Terry**, Lockleys (AU)

(\*\*) Term: **14 Years**

(21) Appl. No.: **29/377,332**

(22) Filed: **Oct. 20, 2010**

(30) **Foreign Application Priority Data**

Aug. 24, 2010 (AU) ..... 201013714

(51) **LOC (9) Cl.** ..... **02-02**

(52) **U.S. Cl.** ..... **D2/826**

(58) **Field of Classification Search** ..... D2/718,  
D2/719, 746, 823, 826, 502; 2/69, 69.5,  
2/207; D6/603, 605; 5/413 R, 417, 485

See application file for complete search history.

(56) **References Cited**

**U.S. PATENT DOCUMENTS**

3,381,306	A *	5/1968	Innes	.....	2/69
4,231,125	A *	11/1980	Tittl	.....	5/419
4,654,897	A *	4/1987	Rosaen	.....	2/207
4,656,670	A *	4/1987	Schluter	.....	2/92
D310,502	S *	9/1990	Gantner	.....	D6/611
5,227,215	A *	7/1993	Sklar	.....	428/102
D365,485	S *	12/1995	Rossman	.....	D6/596
D446,381	S *	8/2001	Garfield	.....	D2/500
6,594,829	B1 *	7/2003	Turkheimer	.....	2/80
D569,079	S *	5/2008	Whong	.....	D2/502
D624,246	S *	9/2010	Houtz	.....	D29/120.1
2006/0174410	A1 *	8/2006	Mastandrea	.....	5/482

\* cited by examiner

*Primary Examiner* — Ian Simmons

*Assistant Examiner* — Rashida Johnson

(74) *Attorney, Agent, or Firm* — Lathrop & Gage LLP;  
Steven M. Mills, Esq.

(57) **CLAIM**

I claim the ornamental design for an infant wrap, as shown and described.

**DESCRIPTION**

FIG. 1 is a bottom perspective view of a first embodiment of an infant wrap showing my new design. The infant wrap is shown broken in the middle, along the length, to indicate indeterminate length. The Examiner finds the claim definite with the understanding that the “indeterminate” portion of the article forms no part of the claim design. Patentability is based only on those portions of the article that are shown in solid lines.

FIG. 2 is a top perspective view thereof;

FIG. 3 is a top plan view thereof;

FIG. 4 is a front elevational view thereof;

FIG. 5 is a left side elevational view thereof;

FIG. 6 is a right side elevational view thereof;

FIG. 7 is a rear elevational view thereof;

FIG. 8 is a bottom plan view thereof;

FIG. 9 is a bottom perspective view of a second embodiment of an infant wrap;

FIG. 10 is a top perspective view thereof;

FIG. 11 is a top plan view thereof;

FIG. 12 is a front elevational view thereof;

FIG. 13 is a left side elevational view thereof;

FIG. 14 is a right side elevational view thereof;

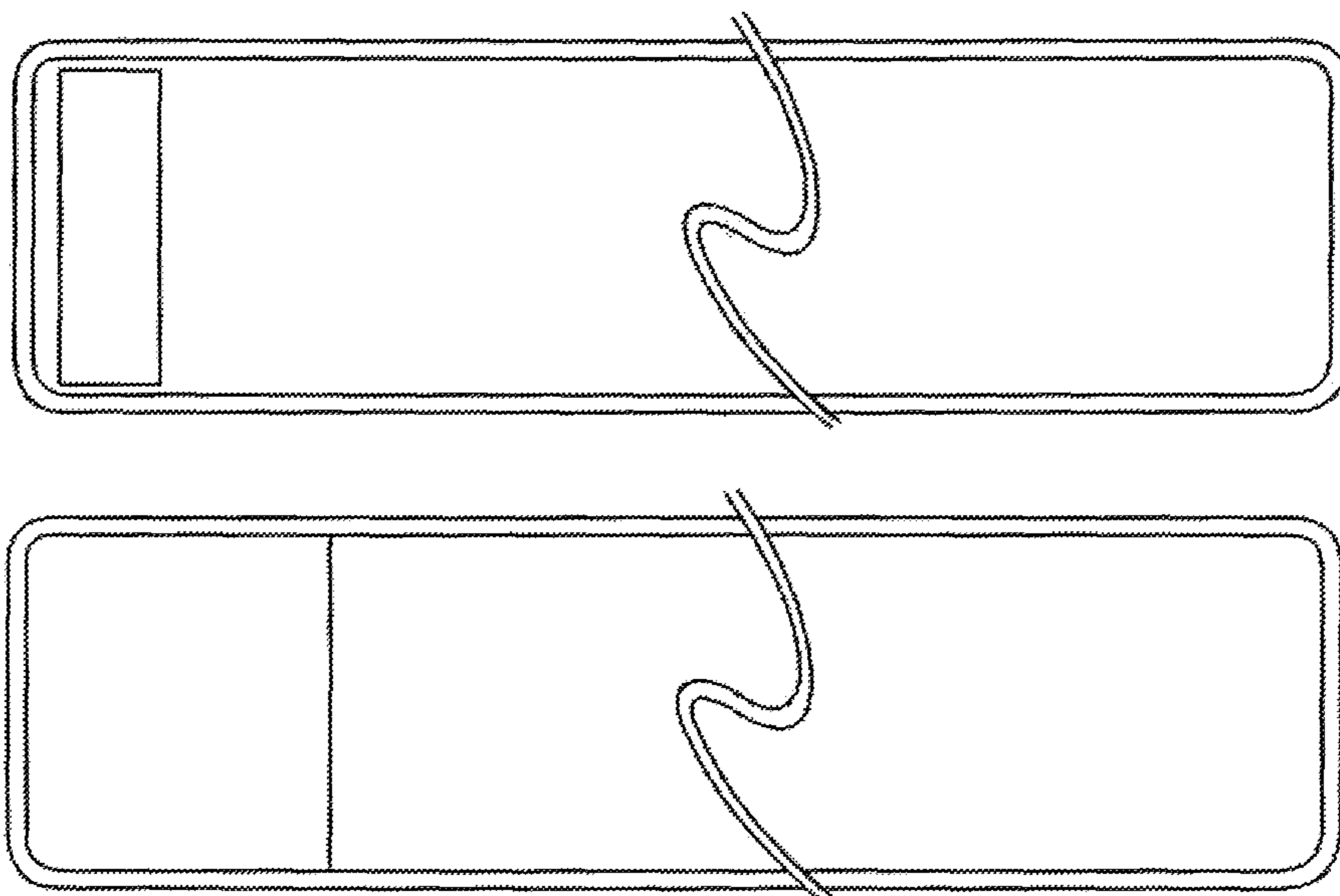
FIG. 15 is a rear elevational view thereof;

FIG. 16 is a bottom plan view thereof;

FIG. 17 is a perspective view thereof; the infant wrap shown in a folded configuration; and,

FIG. 18 is another perspective view thereof; the infant wrap shown in a folded configuration.

**1 Claim, 9 Drawing Sheets**



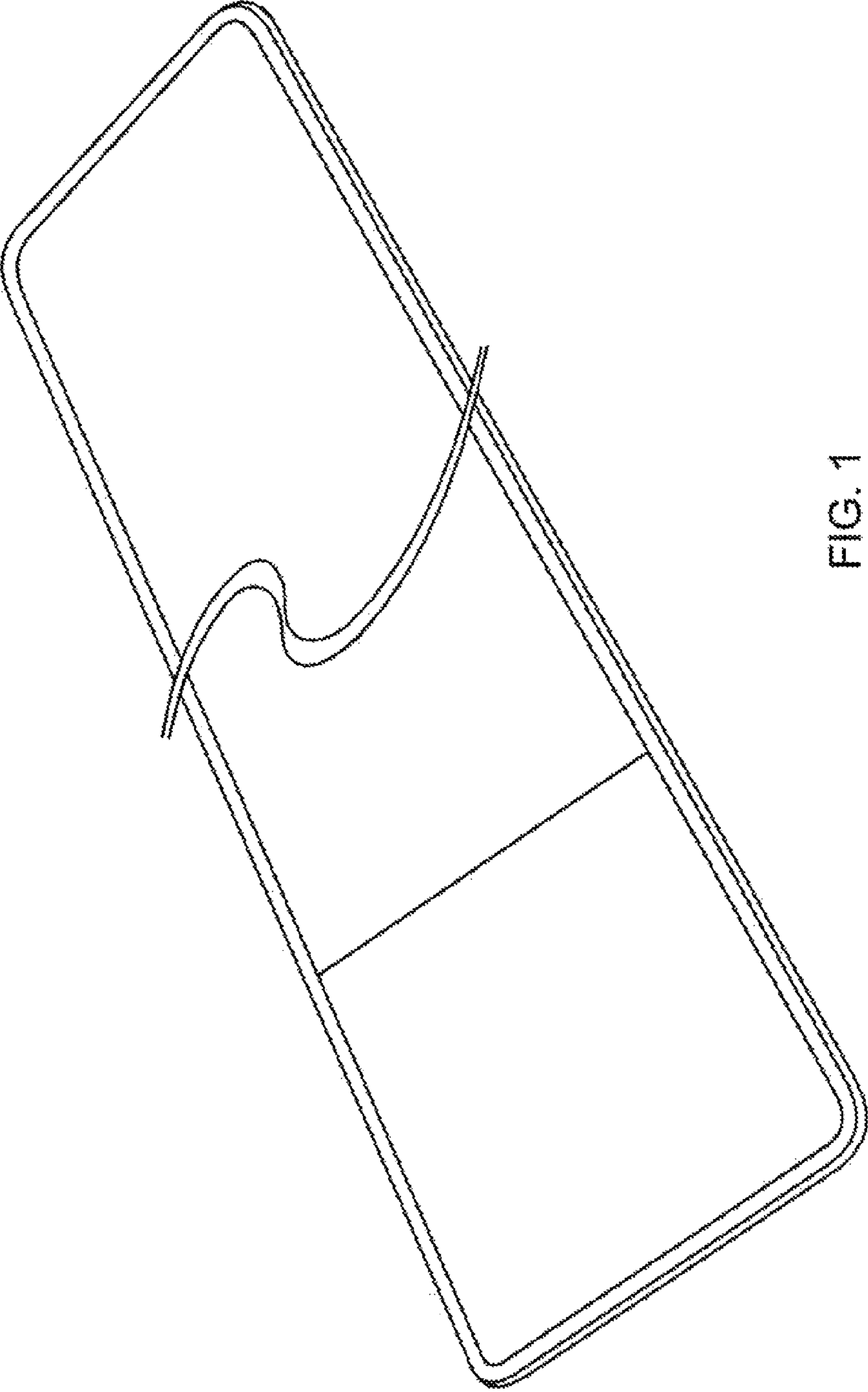
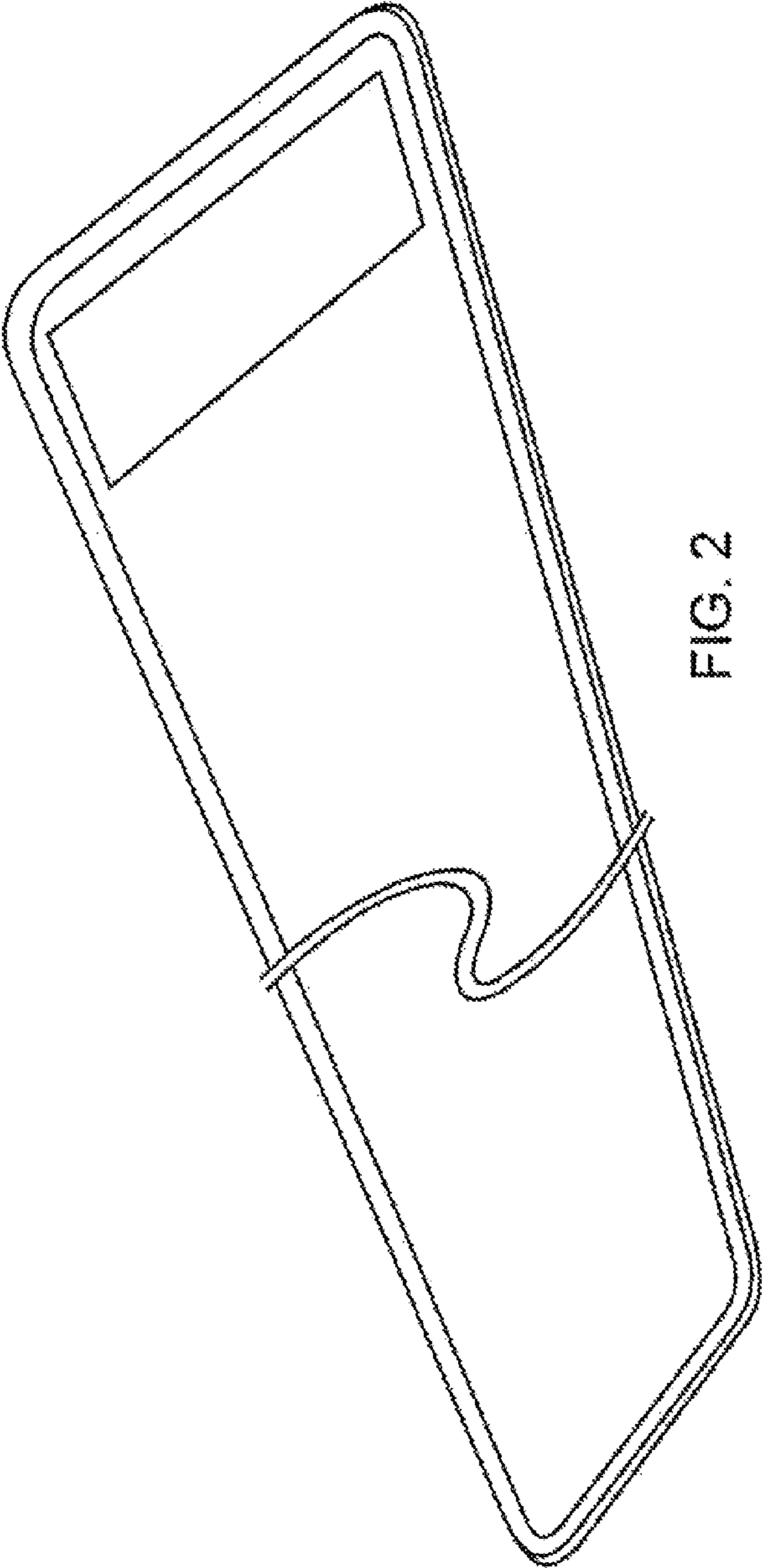


FIG. 1






FIG. 3




FIG. 4



FIG. 5



FIG. 6

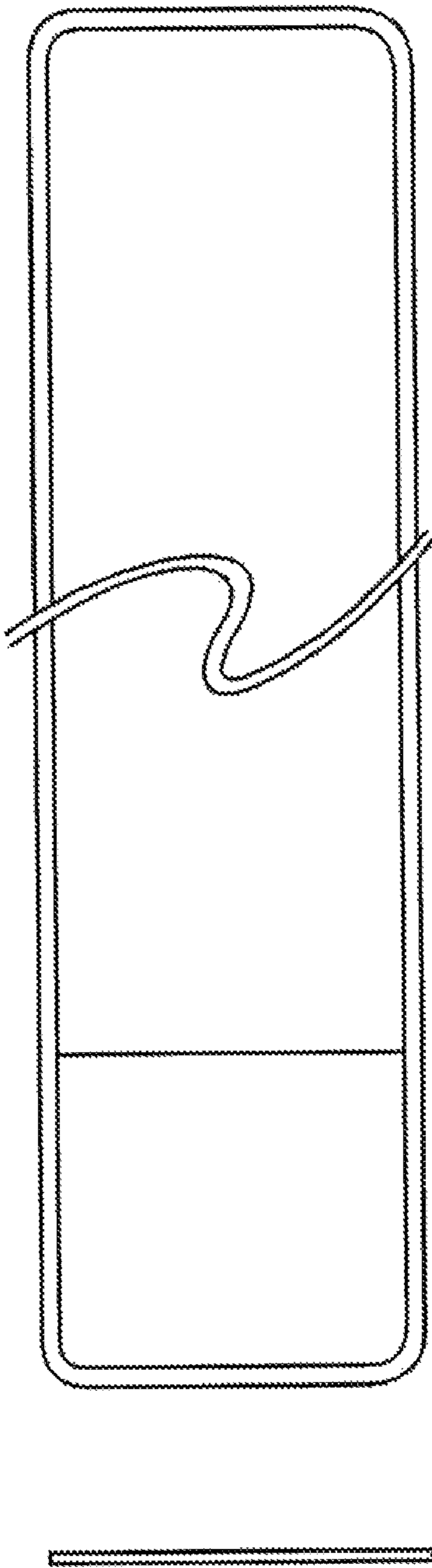


FIG. 7

FIG. 8

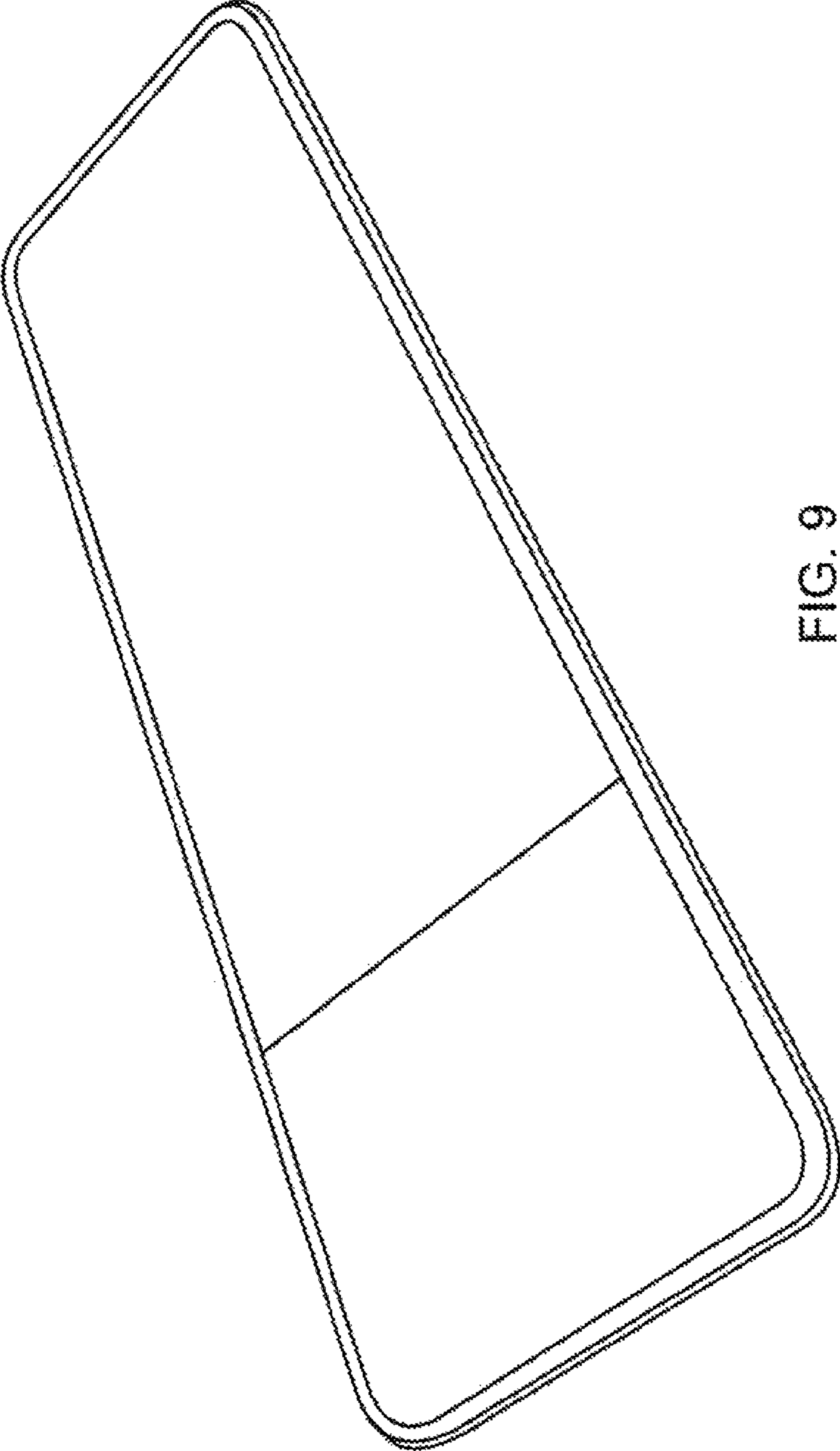


FIG. 9

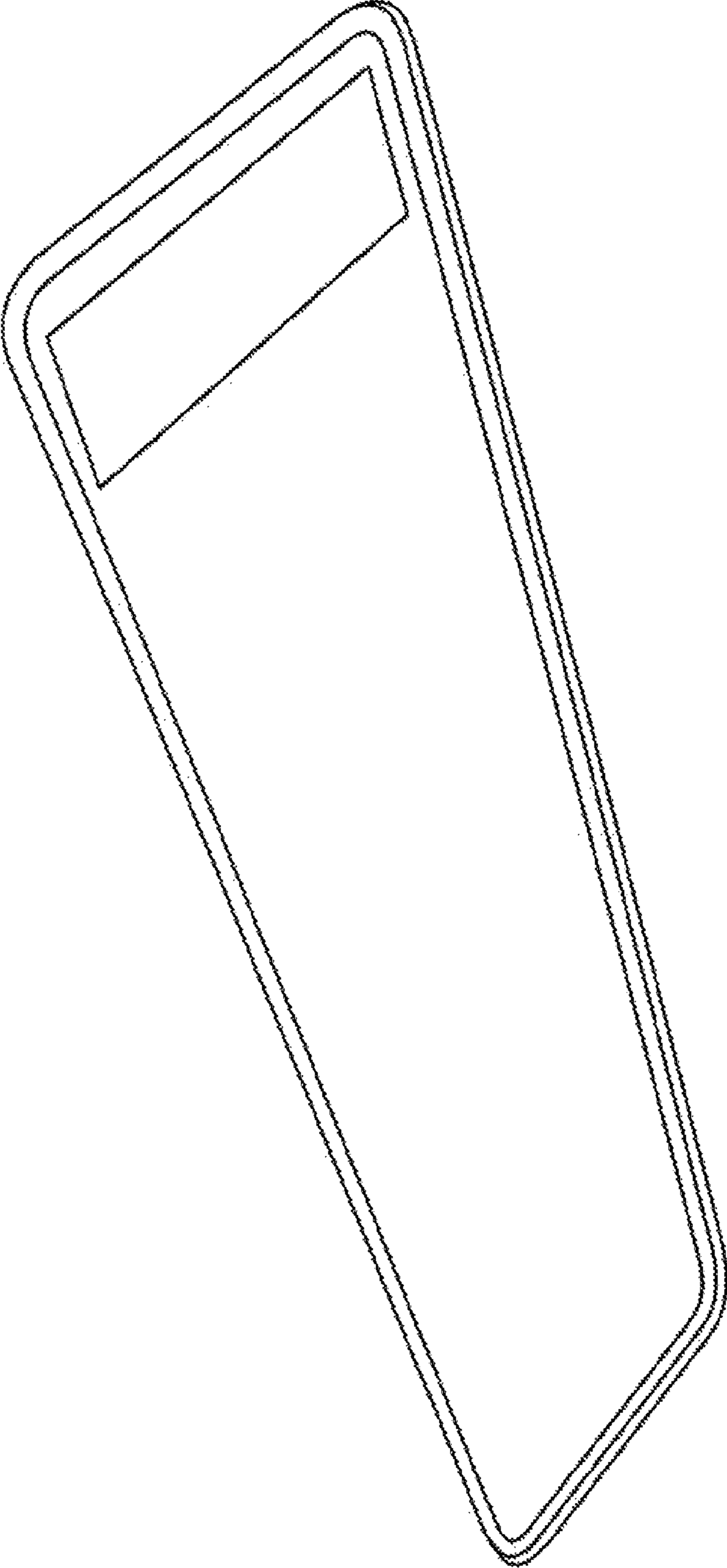


FIG. 10




FIG. 12

FIG. 11



FIG. 13



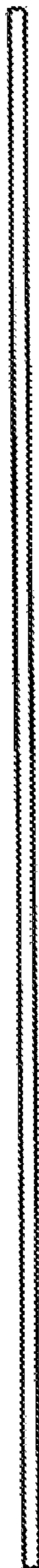


FIG. 14




FIG. 15

FIG. 16

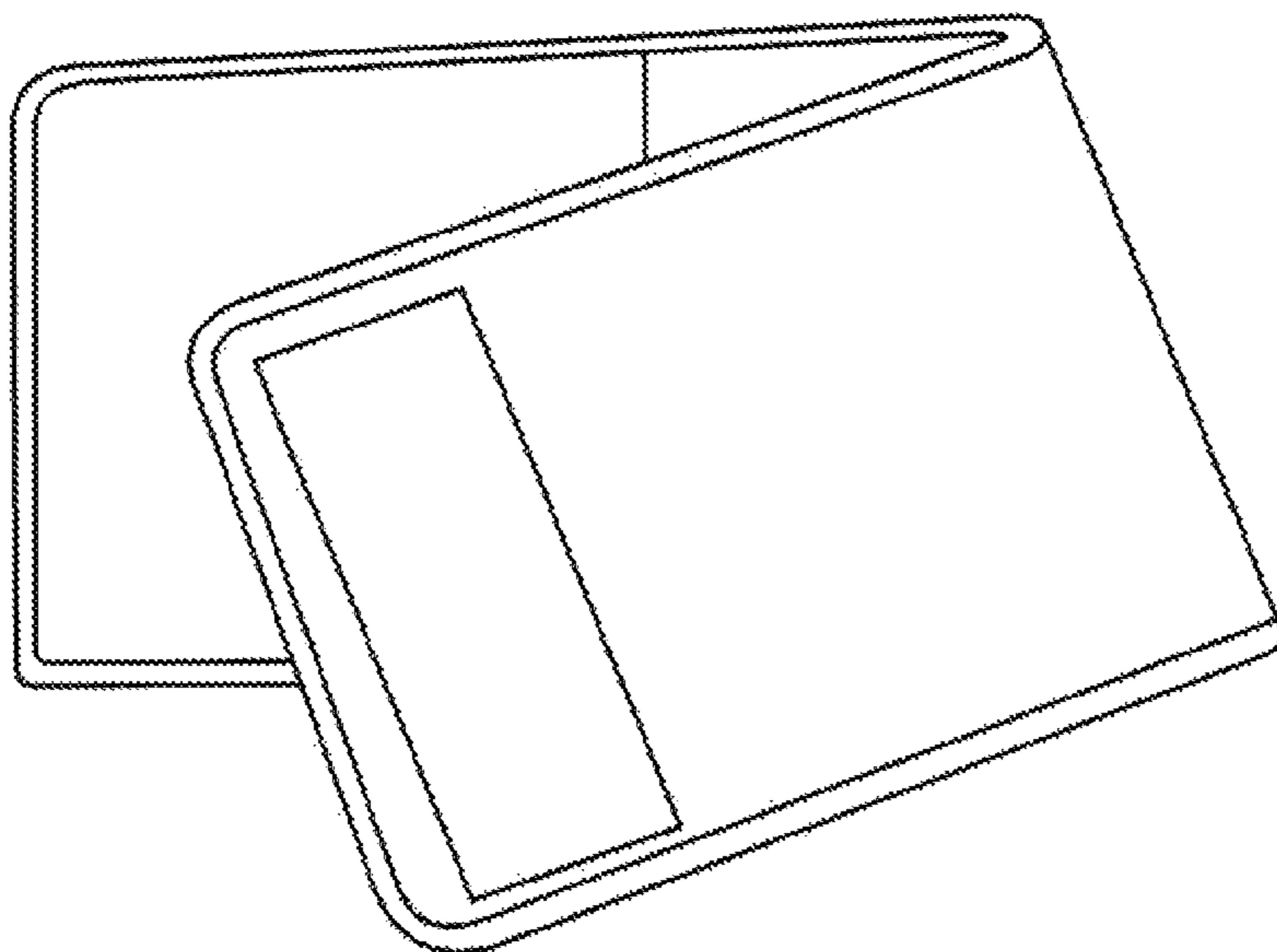


FIG. 17




FIG. 18