



US00D646465S

(12) **United States Design Patent**
Marcial

(10) **Patent No.:** **US D646,465 S**

(45) **Date of Patent:** **** Oct. 11, 2011**

(54) **NURSING BLANKET WITH BACK SUPPORT PILLOW**

(76) Inventor: **April M Marcial**, Corona, CA (US)

(**) Term: **14 Years**

(21) Appl. No.: **29/365,417**

(22) Filed: **Jul. 8, 2010**

(51) **LOC (9) Cl.** **02-02**

(52) **U.S. Cl.** **D2/823**

(58) **Field of Classification Search** D2/823,
D2/824, 860-862; 2/69, 46, 88; D6/603
See application file for complete search history.

(56) **References Cited**

U.S. PATENT DOCUMENTS

D248,338 S	6/1978	Gross	
D250,138 S	10/1978	Bartolac	
D252,537 S	8/1979	Stimpel	
D258,035 S	1/1981	Fenwick	
4,712,251 A *	12/1987	Cobble	2/104
5,008,960 A *	4/1991	Hemming	2/104
5,038,411 A *	8/1991	St. Armand	2/104
6,378,135 B1 *	4/2002	Hemming et al.	2/104
D488,946 S *	4/2004	Long et al.	D6/597
D488,948 S *	4/2004	Long et al.	D6/597
D579,634 S *	11/2008	Martone	D2/823
7,547,071 B2 *	6/2009	Huffman	297/397

* cited by examiner

Primary Examiner — Ian Simmons

Assistant Examiner — Rashida Johnson

(74) *Attorney, Agent, or Firm* — Kirk A. Buhler, Buhler & Associates


(57) **CLAIM**

The ornamental design for a nursing blanket with back supporting pillow, as shown and described.

DESCRIPTION

FIG. 1 is a front view for a nursing blanket with back supporting pillow showing my new design;
 FIG. 2 is a right side view thereof;
 FIG. 3 is a back view thereof;
 FIG. 4 is a left view thereof;
 FIG. 5 is a top view thereof;
 FIG. 6 is a bottom view thereof;
 FIG. 7 is a perspective view shown in an environment of use thereof; and,
 FIG. 8 is a perspective view shown in an environment of use. In FIGS. 7 and 8, the broken lines, showing portions the human form, a chair and stroller, illustrate the design in use and form no part of the claim. The remaining broken lines, shown throughout the views, represent the portions of the design, which form no part of the claim.

1 Claim, 4 Drawing Sheets






FIG 1

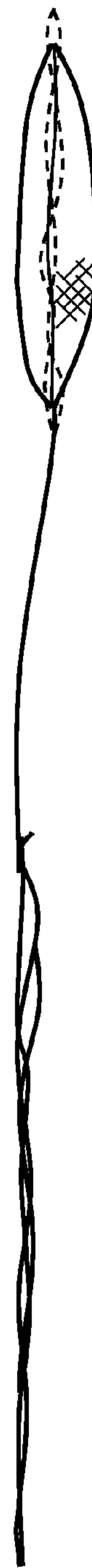


FIG 2




FIG 3



FIG 4

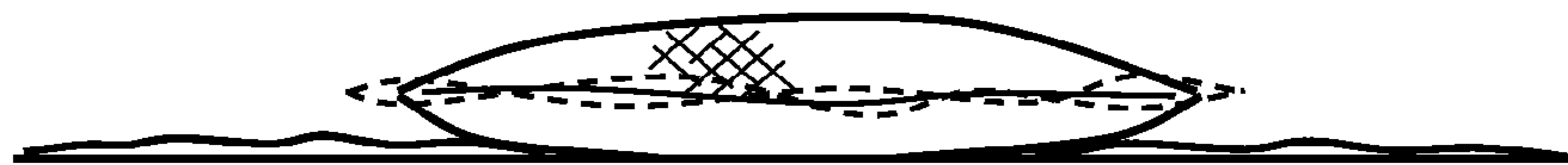


FIG. 5




FIG. 6

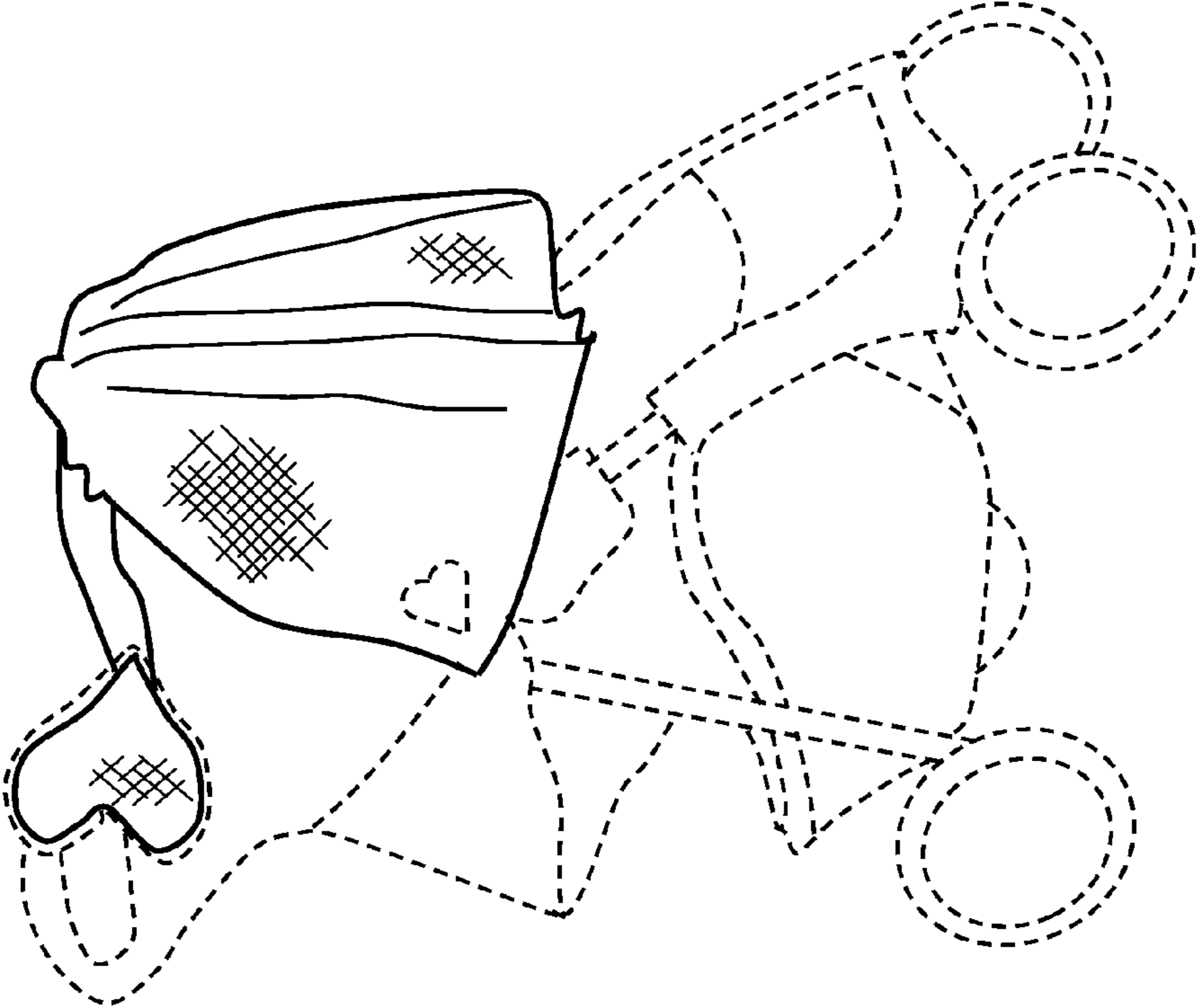


FIG 8

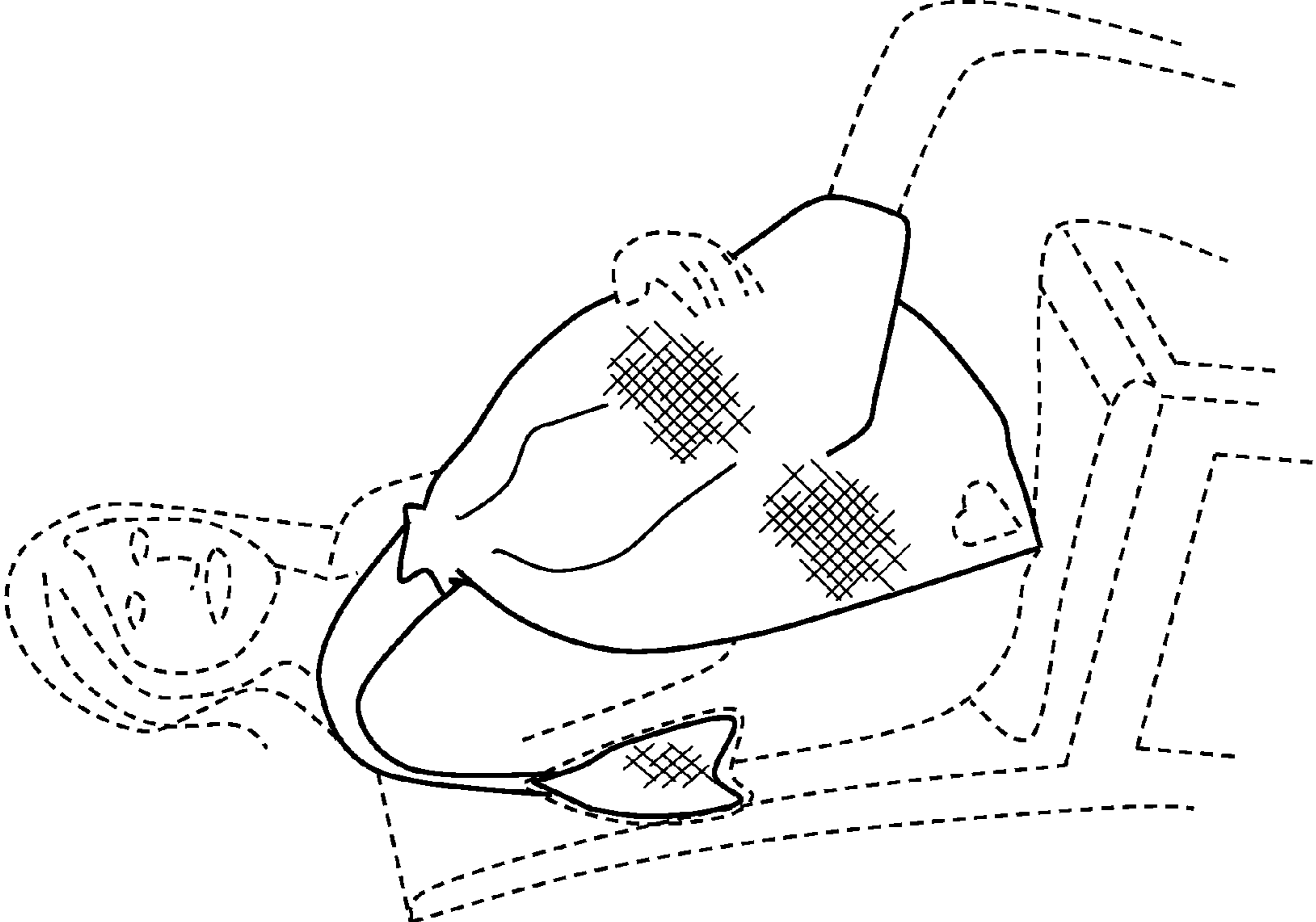


FIG 7