



US00D646459S

(12) **United States Design Patent**  
**Ash et al.**

(10) **Patent No.:** **US D646,459 S**

(45) **Date of Patent:** **\*\* Oct. 11, 2011**

(54) **GLOVE PAIR**

(76) Inventors: **Neal T Ash**, Pittsburgh, PA (US); **Maura L Morgan**, Pittsburgh, PA (US)

(\*\*) Term: **14 Years**

(21) Appl. No.: **29/353,112**

(22) Filed: **Dec. 31, 2009**

(51) **LOC (9) Cl.** ..... **02-06**

(52) **U.S. Cl.** ..... **D2/617**

(58) **Field of Classification Search** ..... D2/610,  
D2/612, 614-623; D29/113, 116.2, 117.1-119,  
D29/120.1, 123; 2/16, 159, 161.1-161.8,  
2/162, 198, 170, 455, 908, 917; D24/190;  
D28/63; D32/40, 42, 43, 41; D21/807; D3/215,  
D3/224, 226, 218; 224/219, 222, 267, 237;  
40/586, 633; 15/104.94, 107, 227; D4/134;  
D20/33

See application file for complete search history.

(56) **References Cited**

**U.S. PATENT DOCUMENTS**

2,710,971	A *	6/1955	Hall	2/161.8
2,980,915	A *	4/1961	Peterson	2/159
2003/0033660	A1 *	2/2003	Sajovic	2/161.1
2004/0025227	A1 *	2/2004	Jaeger	2/161.6
2005/0160516	A1 *	7/2005	Price	2/161.6
2008/0078010	A1 *	4/2008	Michelsoni	2/160
2009/0038052	A1 *	2/2009	Gellis	2/161.8

2009/0139008	A1 *	6/2009	Drab et al.	2/161.3
2009/0139010	A1 *	6/2009	Bevier	2/161.8
2009/0205105	A1 *	8/2009	Pinkart	2/161.3
2009/0255032	A1 *	10/2009	Pugh	2/161.1
2010/0175162	A1 *	7/2010	Kleinert	2/161.1

\* cited by examiner

*Primary Examiner* — Raphael Barkai

*Assistant Examiner* — Randall Gholson

(74) *Attorney, Agent, or Firm* — Blynn L. Shideler; Krisanne Shideler; BLK Law Group

(57) **CLAIM**

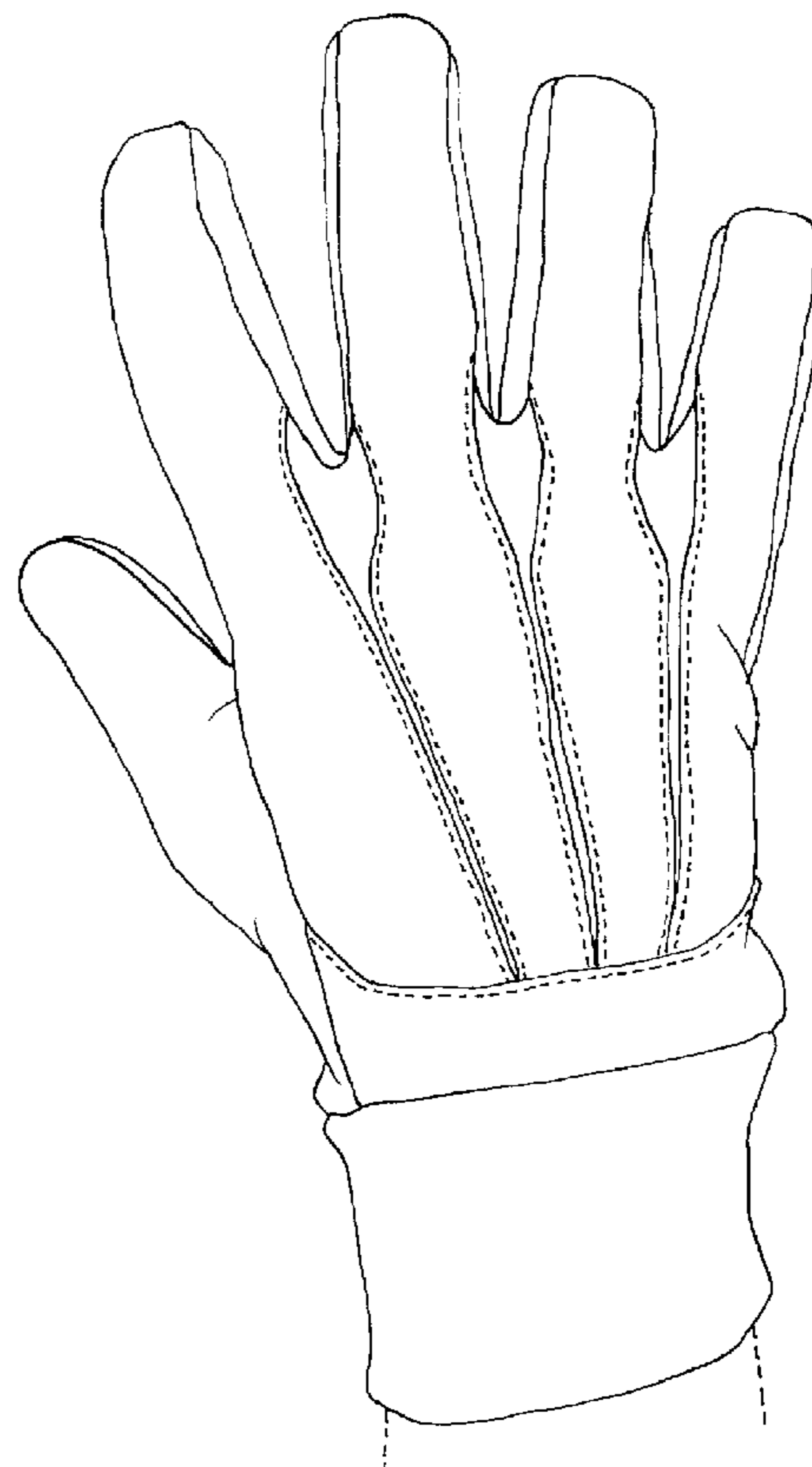
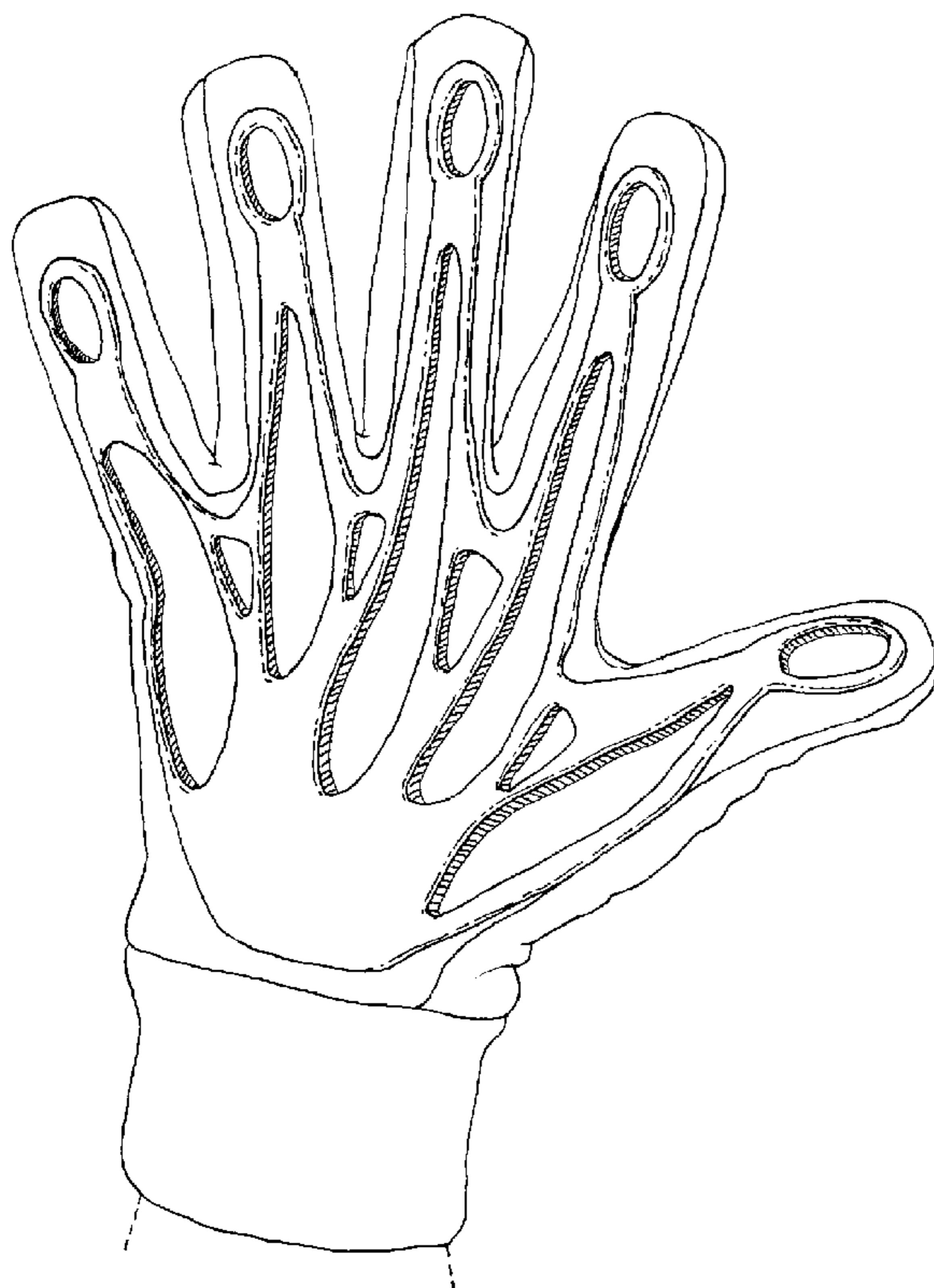
The ornamental glove pair, as shown and described.

**DESCRIPTION**

FIG. 1 is a front perspective view of an ornamental right hand glove of a glove pair according to the present invention, with the left hand glove of the glove pair shown in FIGS. 3-4; FIG. 2 is a rear perspective view of the ornamental right hand glove of FIG. 1; FIG. 3 is a front perspective view of an ornamental left hand glove of a glove pair according to the present invention, with the right hand glove of the glove pair shown in FIGS. 1-2; and, FIG. 4 is a rear perspective view of the ornamental left hand glove of FIG. 3.

The evenly spaced broken lines shown on the gloves represent conventional stitching and are a part of the claim.

**1 Claim, 2 Drawing Sheets**



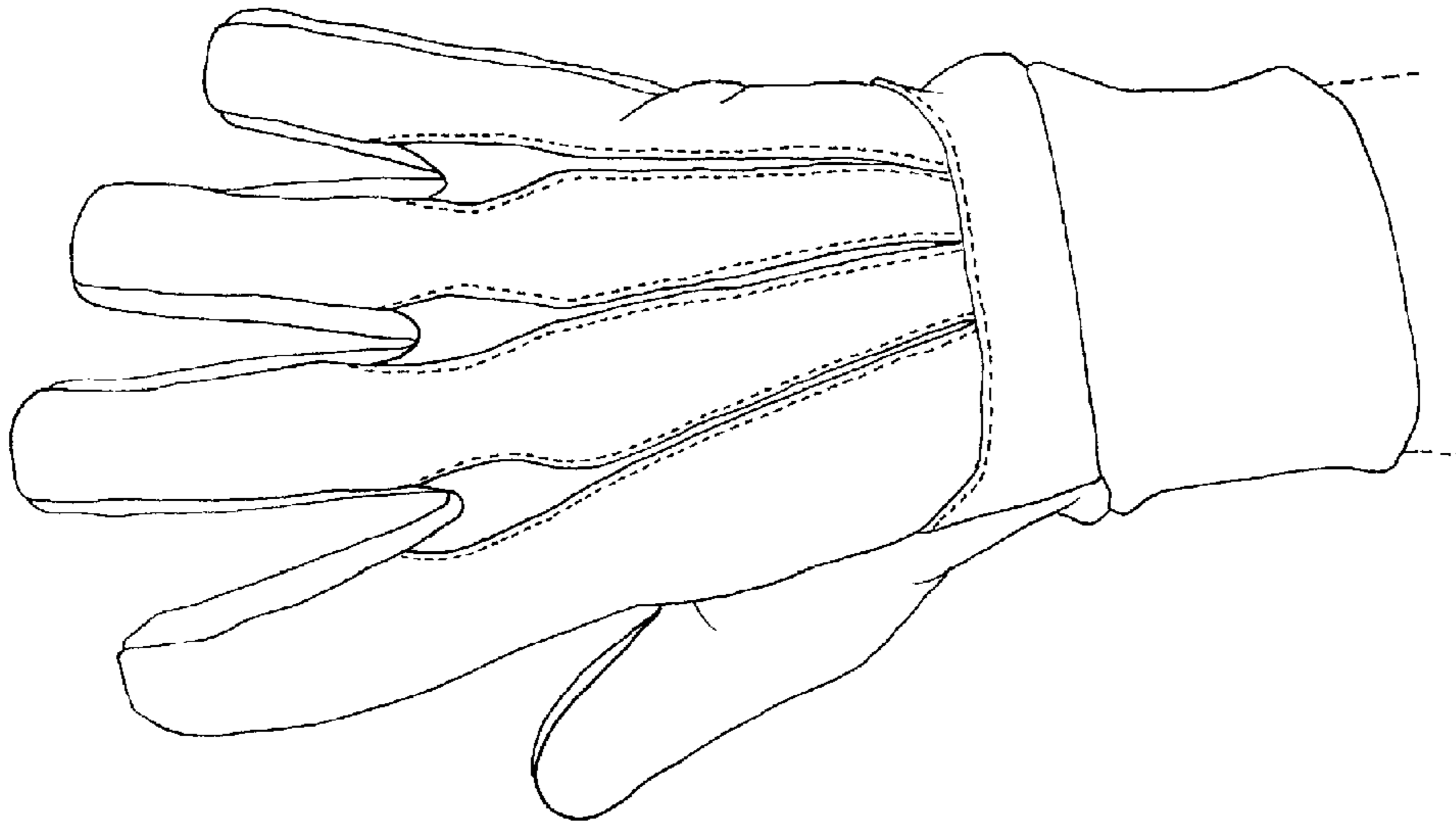


FIG. 2

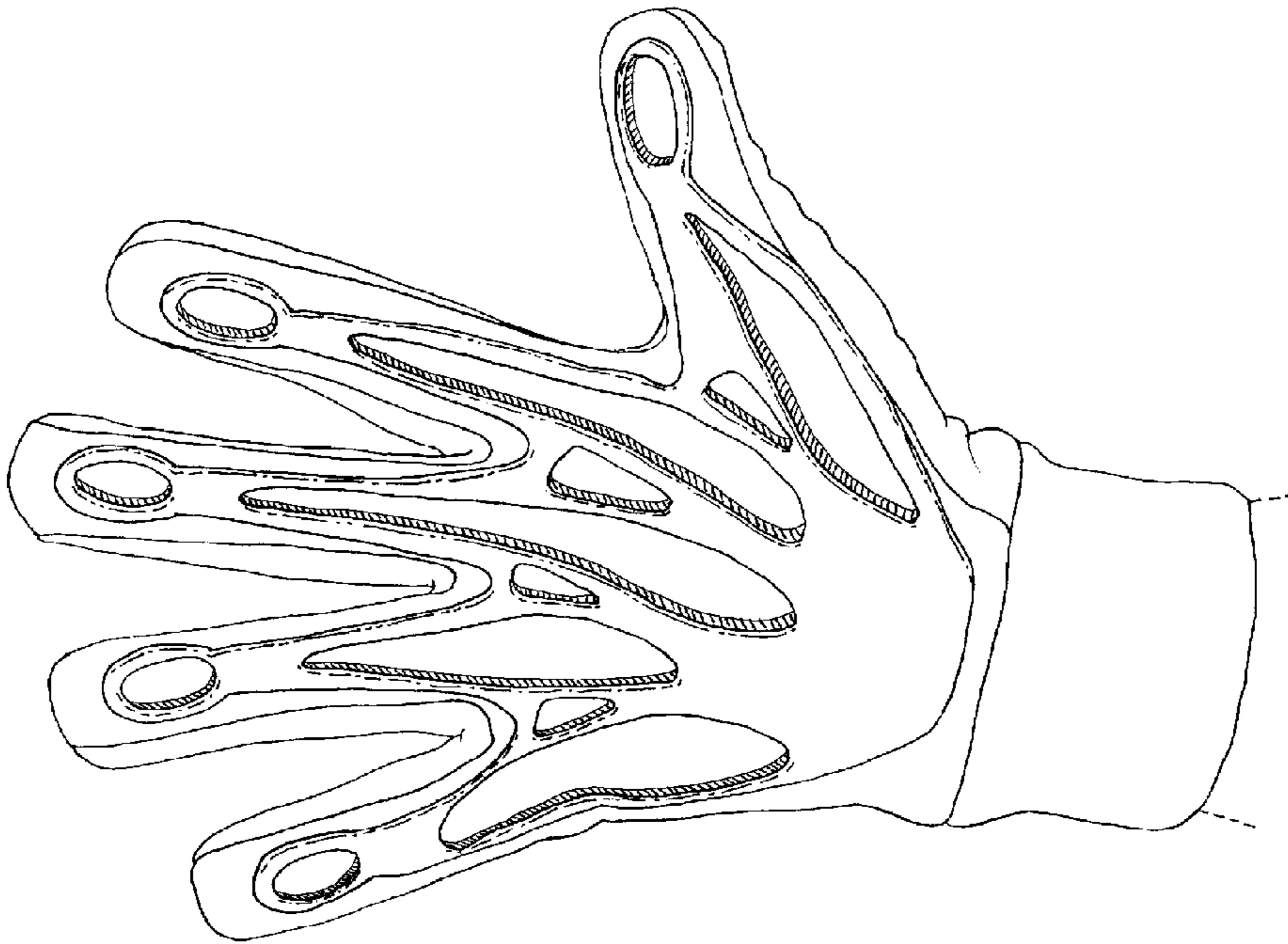


FIG. 1

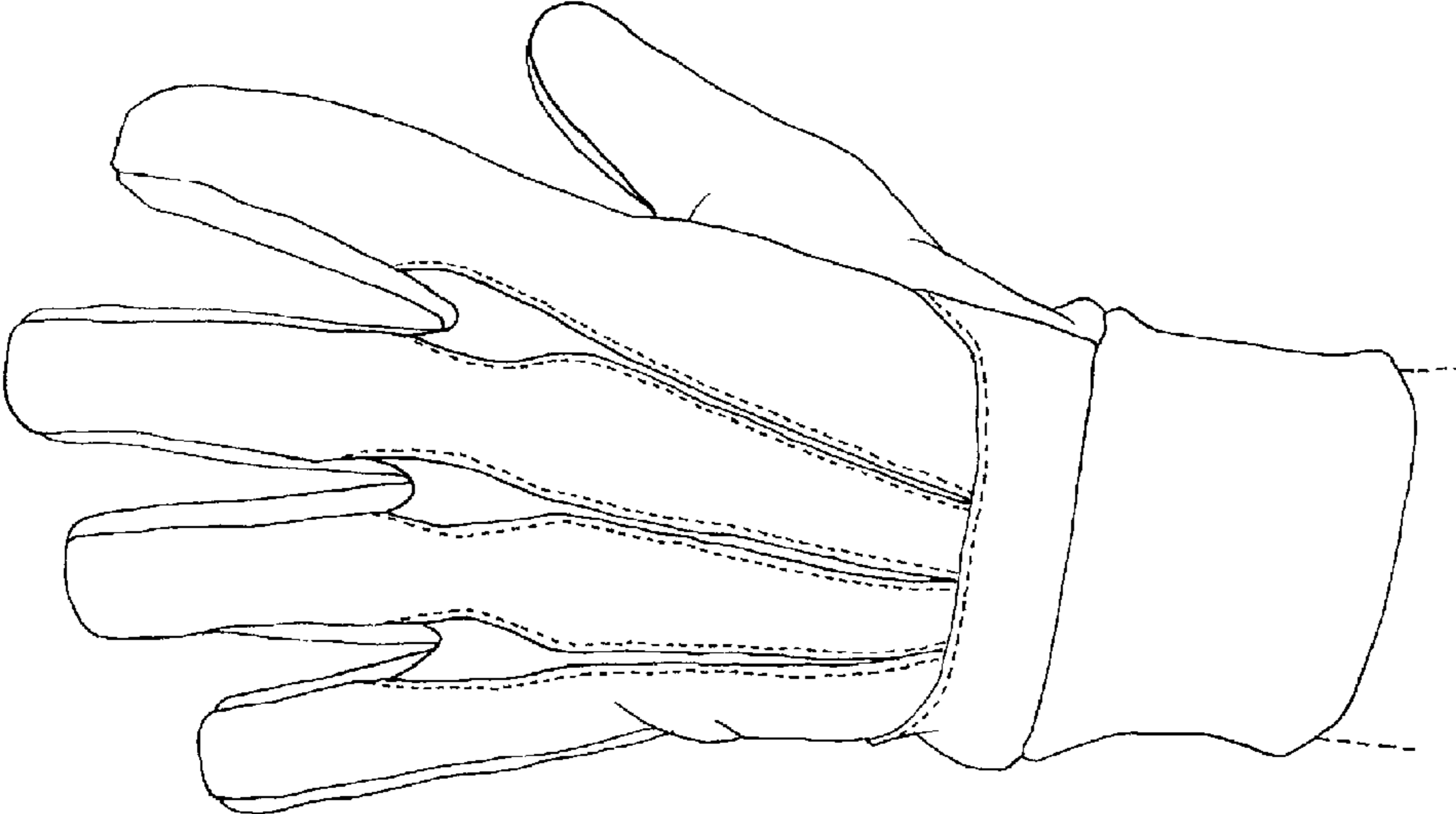


FIG. 4

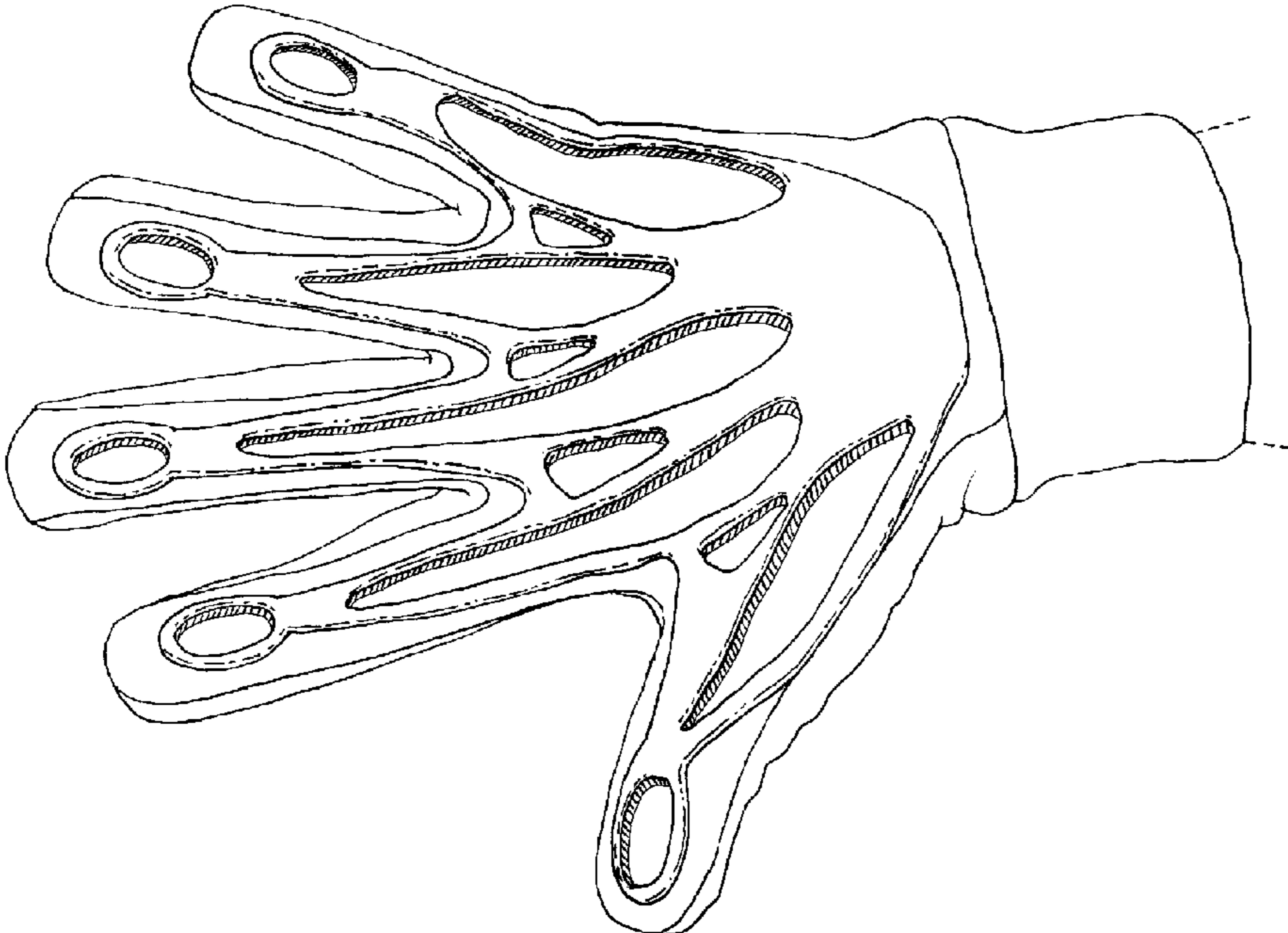


FIG. 3