

US00D646452S

(12) **United States Design Patent**
Miller et al.

(10) **Patent No.:** **US D646,452 S**
(45) **Date of Patent:** **** Oct. 4, 2011**

(54) **TANK FRAME**

(75) Inventors: **Keith A. Miller**, Schererville, IN (US);
Chad A. Cederberg, Lincoln, NE (US);
Ken Halvorsen, Lincoln, NE (US)

(73) Assignee: **Lincoln Composites, Inc.**, Lincoln, NE (US)

(**) Term: **14 Years**

(21) Appl. No.: **29/389,733**

(22) Filed: **Apr. 15, 2011**

Related U.S. Application Data

(62) Division of application No. 29/350,006, filed on Nov. 10, 2009, now Pat. No. Des. 637,785.

(51) **LOC (9) Cl.** **12-05**

(52) **U.S. Cl.** **D34/28**

(58) **Field of Classification Search** D34/28,
D34/38; 220/1.5; 108/57.13, 55.1, 56.1;
248/346.02, 346.01, 346.04

See application file for complete search history.

(56) **References Cited**

U.S. PATENT DOCUMENTS

4,662,532	A	5/1987	Anderson et al.
5,265,748	A	11/1993	Furukawa
5,810,186	A	9/1998	Lam
D402,037	S	12/1998	Hofstad
D533,978	S	12/2006	Hawes
D534,330	S	12/2006	Hawes
7,624,885	B2	12/2009	Pfau

D609,425	S	2/2010	Svedberg	
D637,785	S	*	5/2011	Miller et al. D34/28
2007/0000921	A1	1/2007	Butler et al.	
2007/0210080	A1	9/2007	Hooper	
2009/0159592	A1	6/2009	Vitalis et al.	
2010/0074723	A1	3/2010	Lancon	

OTHER PUBLICATIONS

Eight (8) illustrations (photos) of tank frames and tank trailers publicly known prior to Nov. 10, 2008 (5 pages).

* cited by examiner

Primary Examiner — Cynthia Ramirez

(74) *Attorney, Agent, or Firm* — Westman, Champlin & Kelly

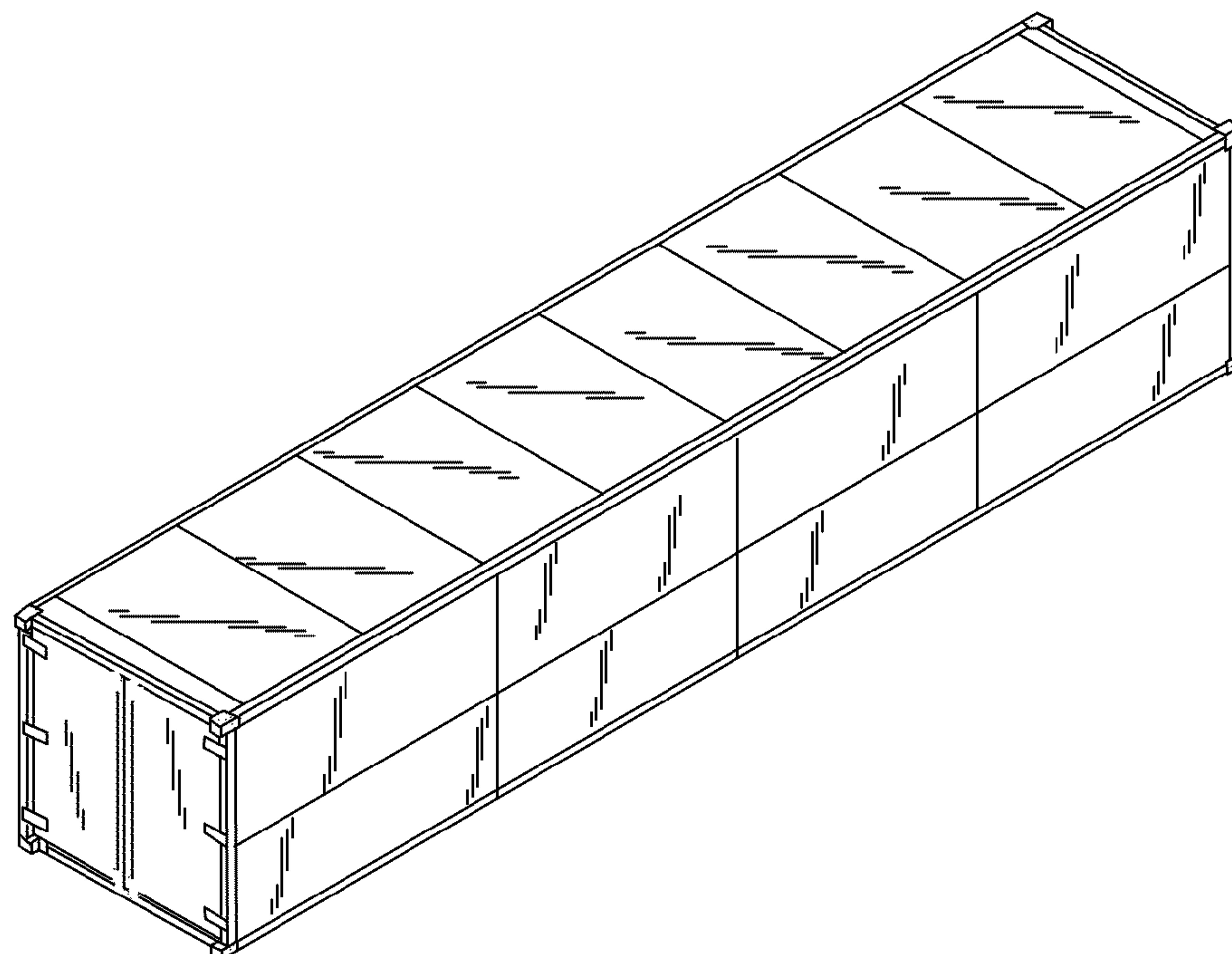
(57) **CLAIM**

The ornamental design for a tank frame, as shown and described.

DESCRIPTION

FIG. 1 is an isometric view of our design for a tank frame; FIG. 2 is a rear view thereof; FIG. 3 is a front view thereof; FIG. 4 is a left side thereof; FIG. 5 is a right side view thereof; FIG. 6 is a top plan view thereof; and, FIG. 7 is a bottom plan view thereof. The portions of the tank frame shown in broken lines in the figures form no part of the claimed design.

1 Claim, 4 Drawing Sheets



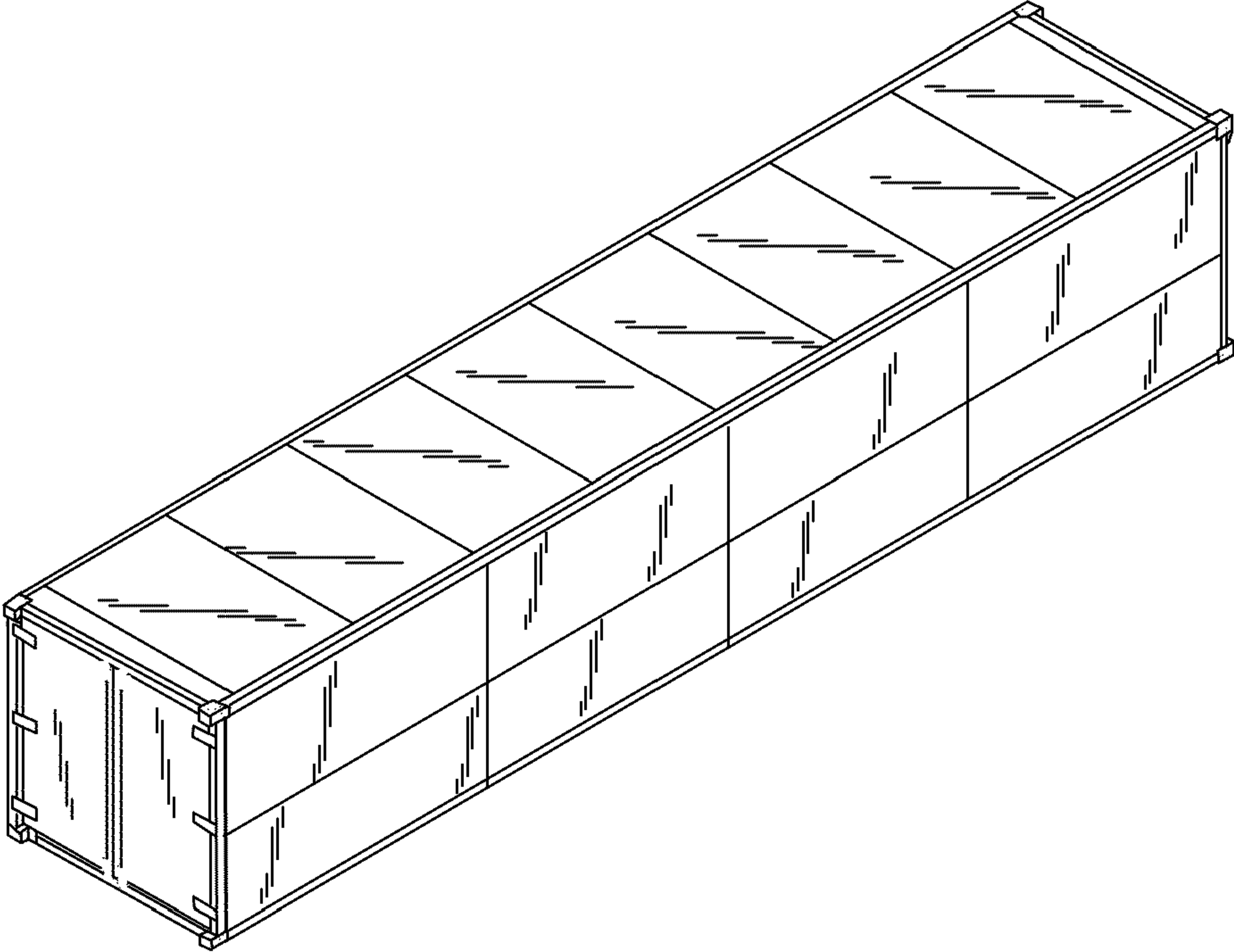


FIG. 1




FIG. 2




FIG. 3

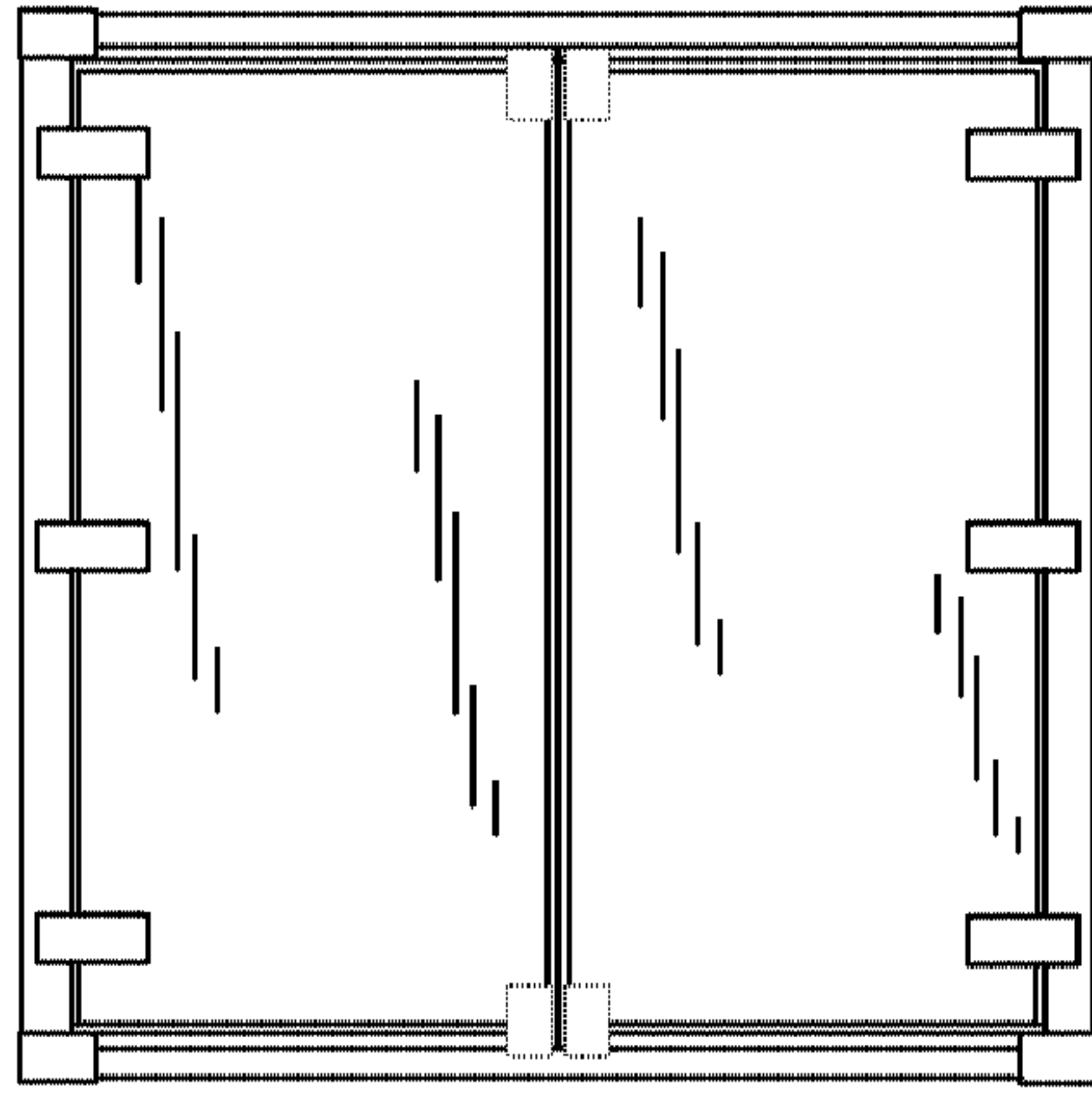


FIG. 4

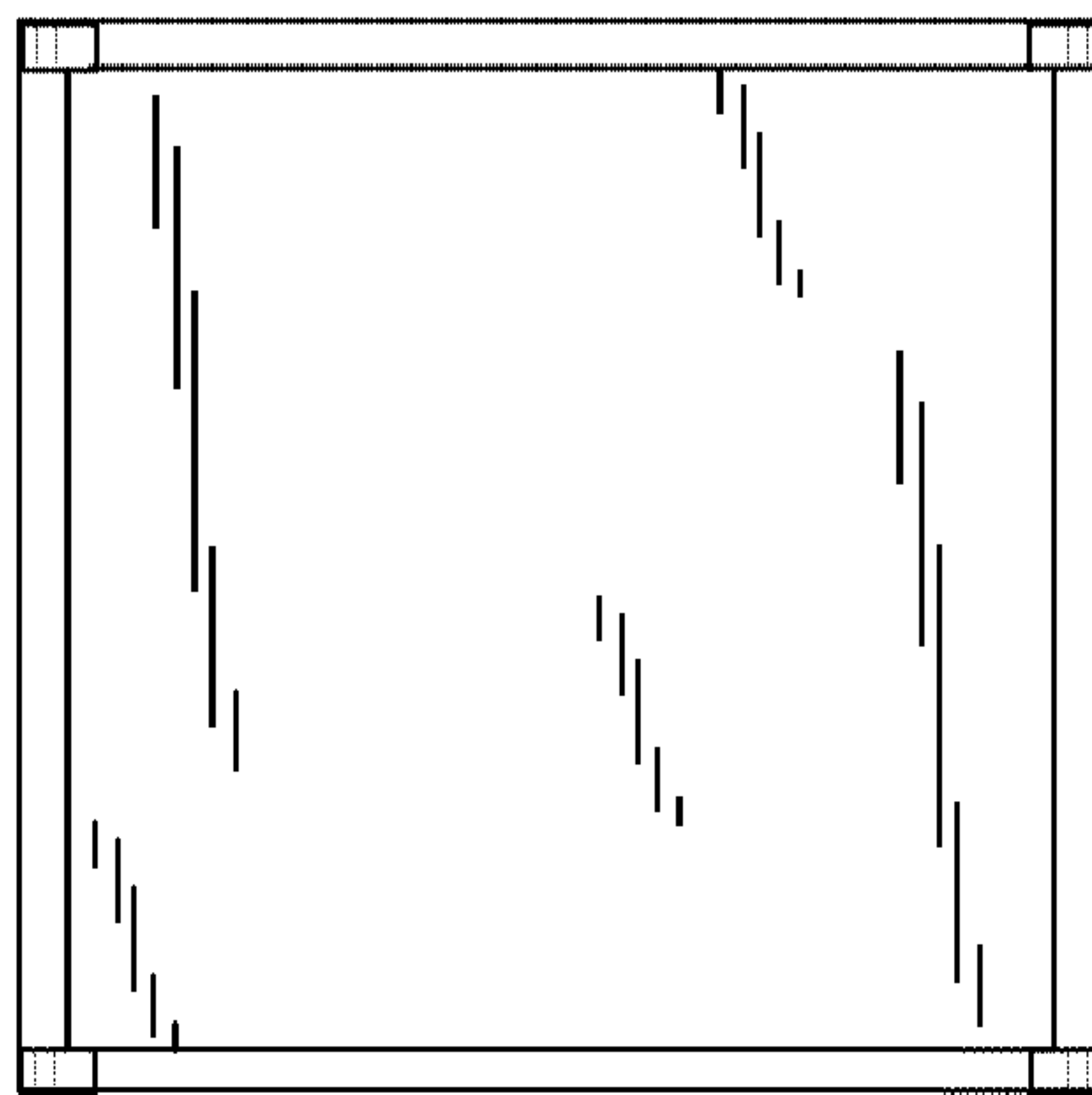


FIG. 5

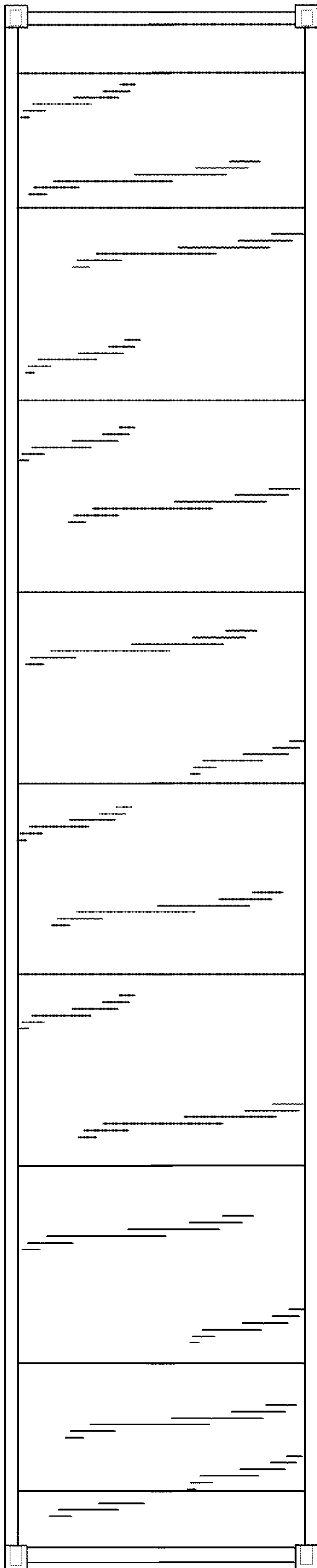


FIG. 6

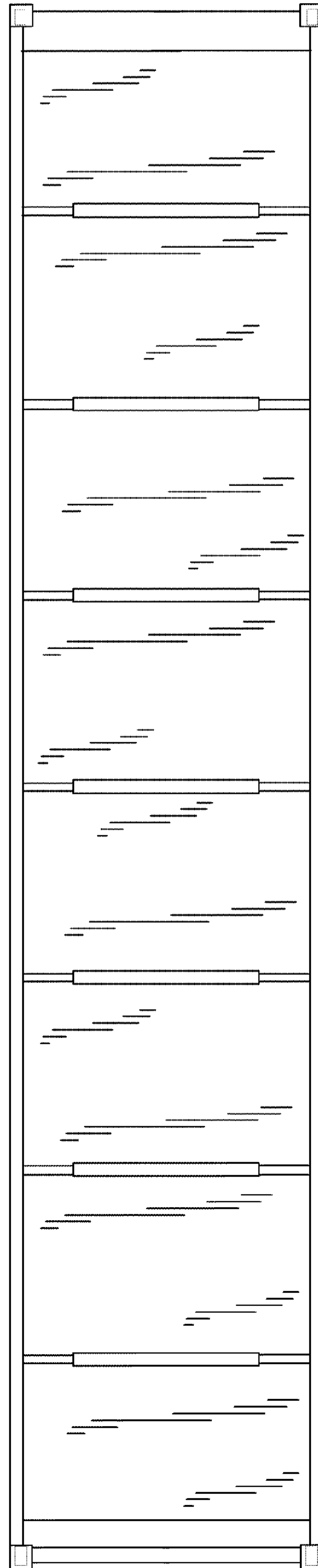


FIG. 7