



US00D646436S

(12) **United States Design Patent**  
**Furuta**

(10) **Patent No.:** **US D646,436 S**

(45) **Date of Patent:** **\*\* Oct. 4, 2011**

(54) **SAFETY RAZOR HANDLE**

(75) Inventor: **Tatsuya Furuta**, Gifu-ken (JP)

(73) Assignee: **Kai R&D Center Co., Ltd.** (JP)

(\*\*) Term: **14 Years**

(21) Appl. No.: **29/372,822**

(22) Filed: **Jan. 18, 2011**

(30) **Foreign Application Priority Data**

Jul. 20, 2010 (JP) ..... 2010-017634

(51) **LOC (9) Cl.** ..... **28-03**

(52) **U.S. Cl.** ..... **D28/48**

(58) **Field of Classification Search** ..... 30/32, 32.05,  
30/34.1-34.2, 41, 44-51, 57-58, 77-84,  
30/526-539, 346.5-346.56, 346.61; D28/44-48  
See application file for complete search history.

(56) **References Cited**

**U.S. PATENT DOCUMENTS**

D403,114 S	12/1998	Shurtleff	
D491,690 S	6/2004	Yamashita	
D495,826 S	9/2004	Ham et al.	
D533,964 S	12/2006	Ham	
D536,485 S	2/2007	Wonderley et al.	
D565,245 S	3/2008	Wonderley	
D581,595 S *	11/2008	Micinilio et al.	D28/48
D587,846 S *	3/2009	Wonderley et al.	D28/48
D604,012 S *	11/2009	Jung	D28/46

D614,353 S *	4/2010	Christie et al.	D28/48
D614,354 S *	4/2010	Christie et al.	D28/48
D618,853 S *	6/2010	Christie et al.	D28/47
D624,701 S *	9/2010	Jung	D28/48
D627,929 S *	11/2010	Haba	D28/46
D635,718 S *	4/2011	White et al.	D28/48
D636,937 S *	4/2011	Furuta	D28/48
D636,938 S *	4/2011	White et al.	D28/48

\* cited by examiner

*Primary Examiner* — Jennifer Rivard

(74) *Attorney, Agent, or Firm* — Schwegman, Lundberg & Woessner, P.A.

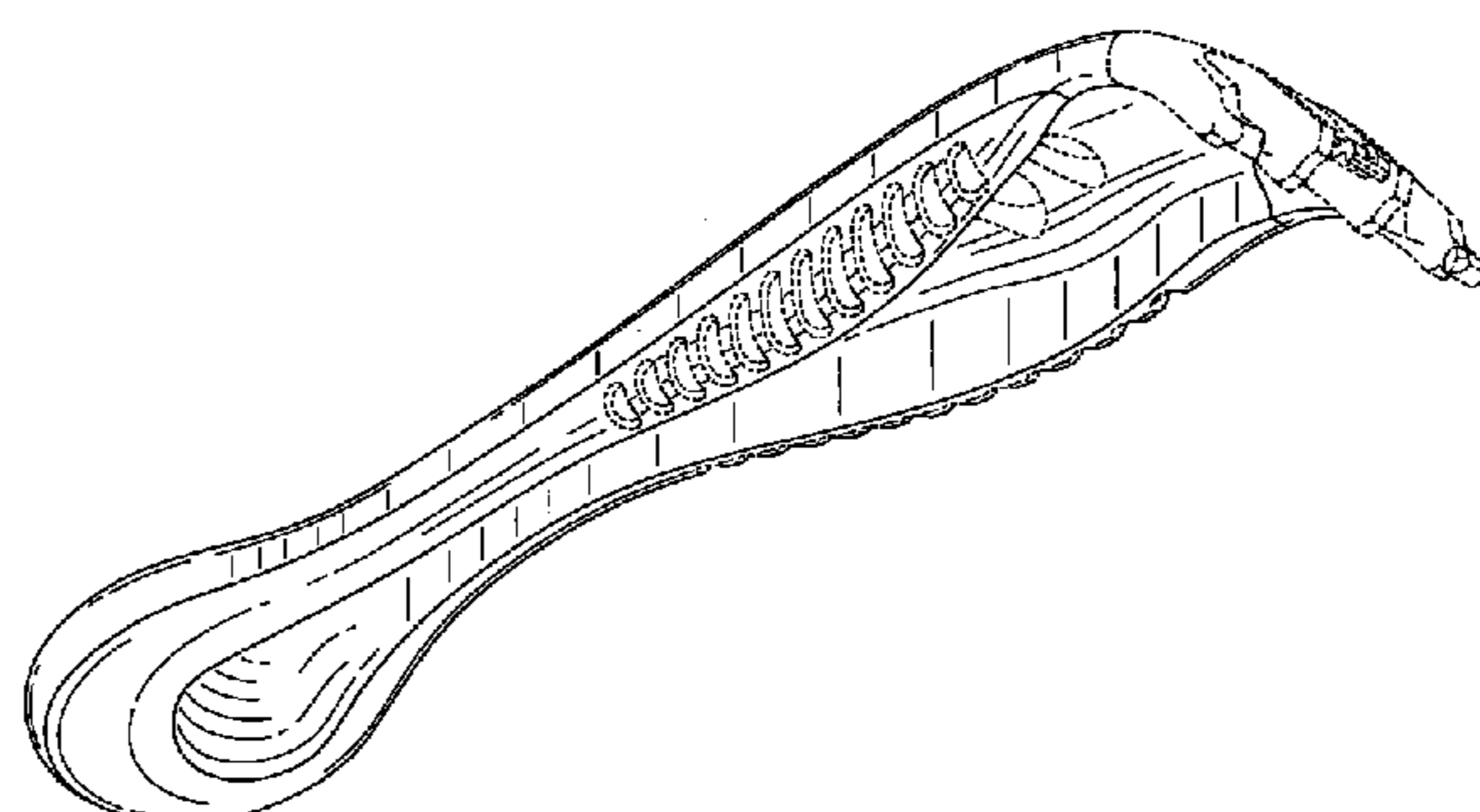
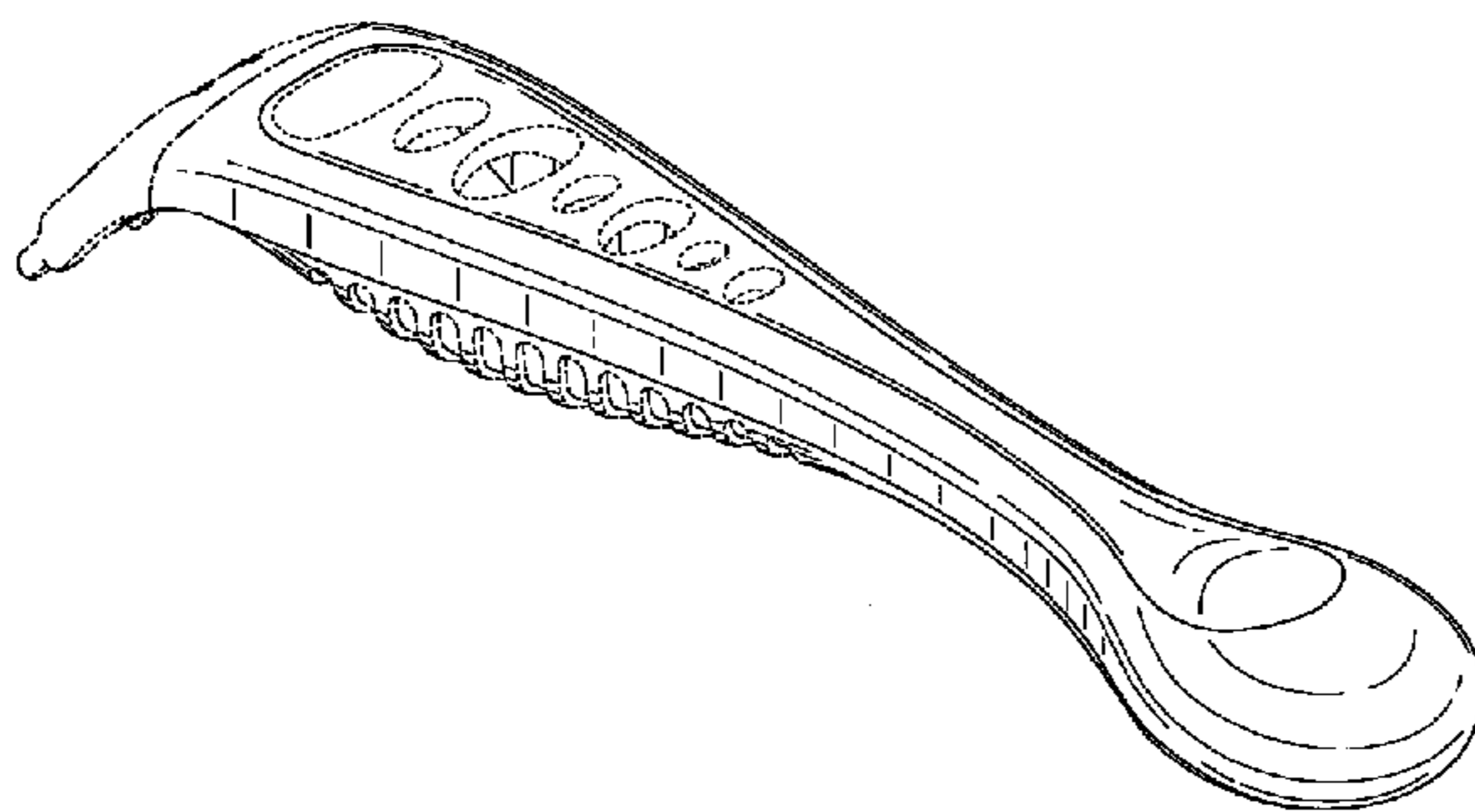
(57) **CLAIM**

The ornamental design for a safety razor handle, as shown and described.

**DESCRIPTION**

FIG. 1 is a front perspective view of a safety razor handle showing my new design;  
FIG. 2 is a rear perspective view thereof;  
FIG. 3 is a front view thereof, the rear view being a mirror image of FIG. 3;  
FIG. 4 is a top plan view thereof;  
FIG. 5 is a bottom plan view thereof;  
FIG. 6 is a right side view thereof; and,  
FIG. 7 is a left side view thereof.  
The broken lines are shown for illustrative purposes only and form no part of the claimed design.  
The dot-dashed lines denote the boundary of the claim and form no part of the claimed design.

**1 Claim, 6 Drawing Sheets**



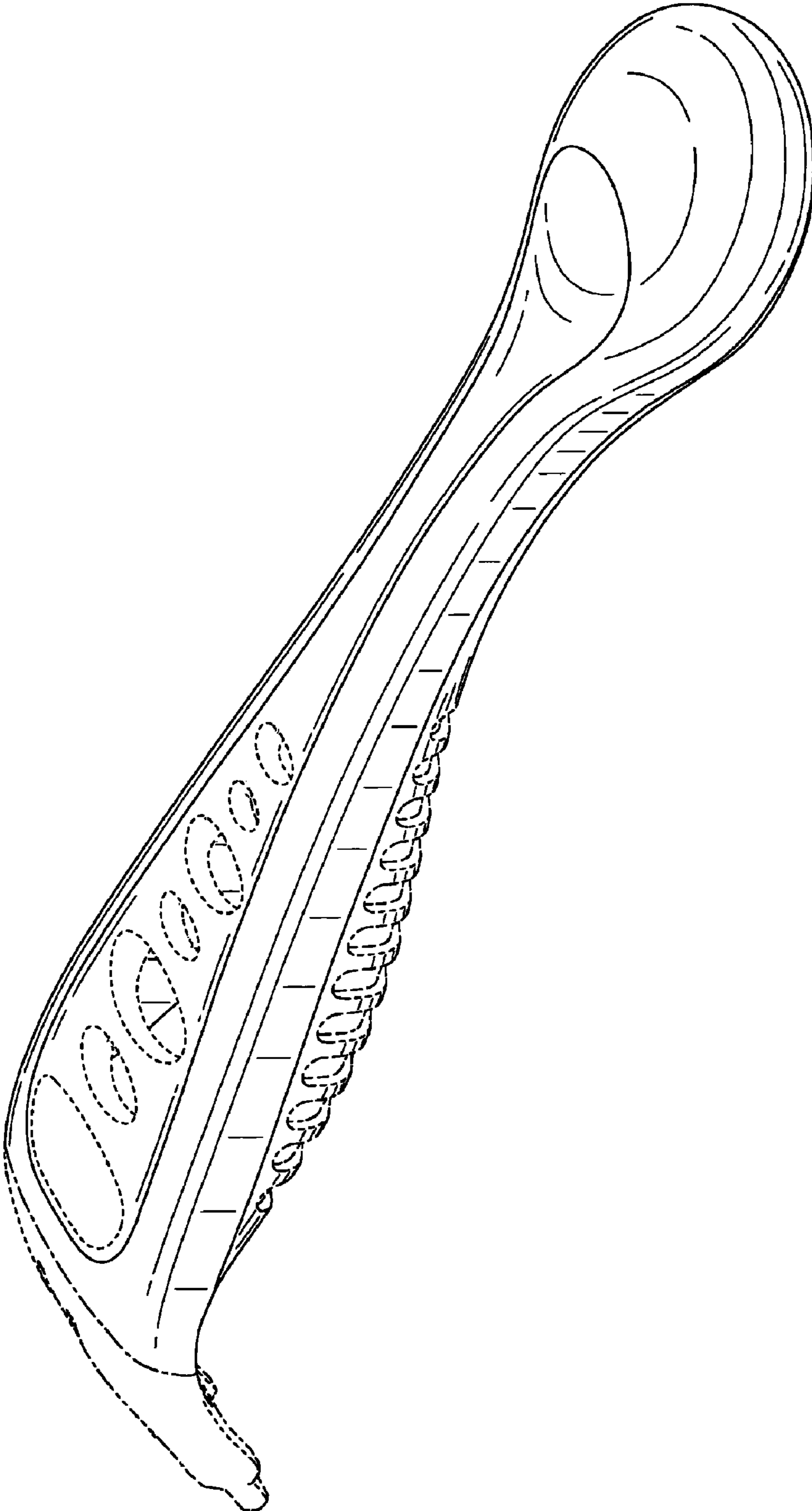
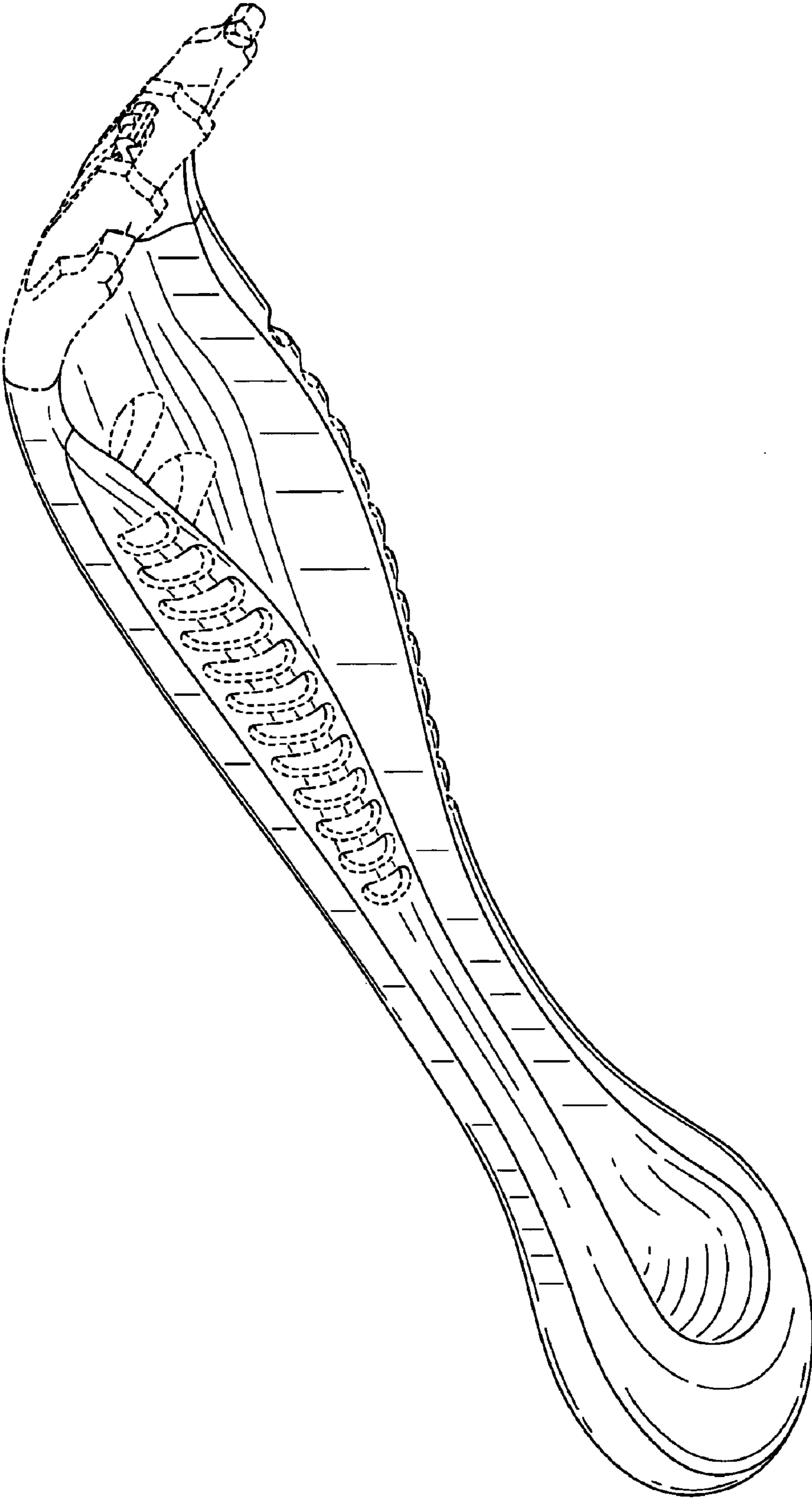
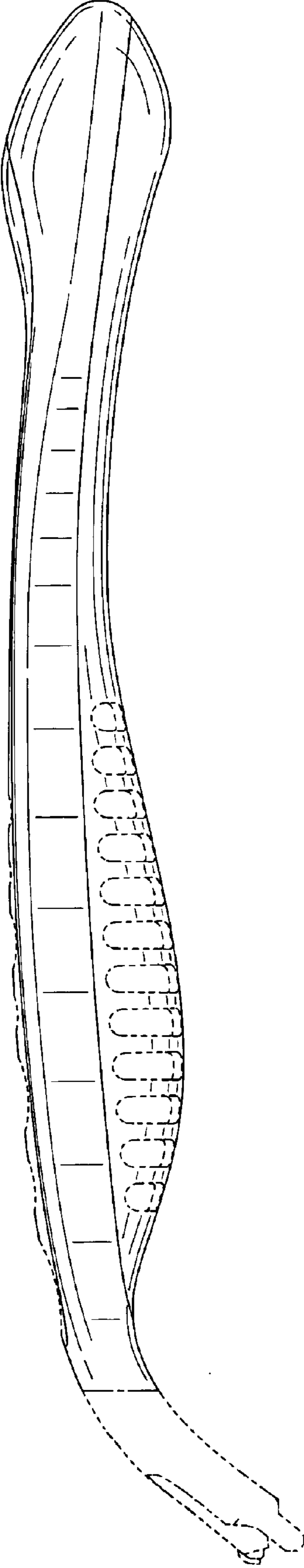


Fig. 1



**Fig. 2**



**Fig. 3**

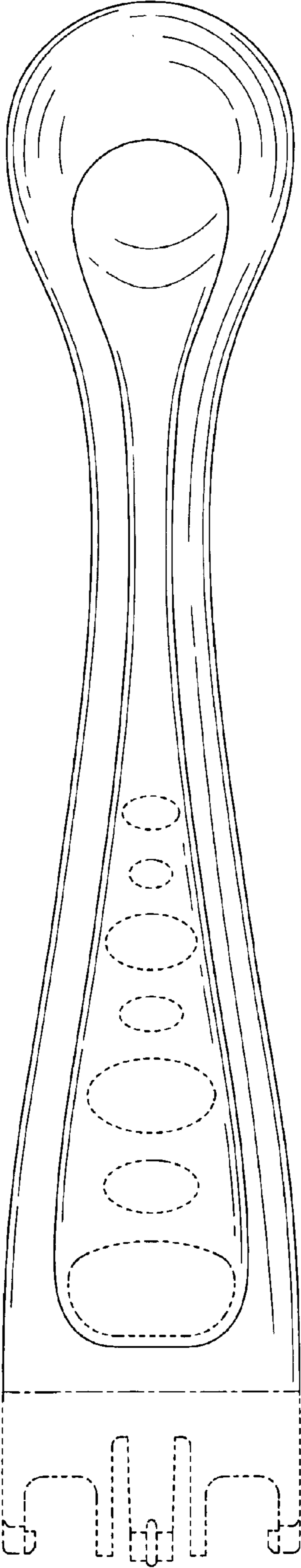


Fig. 4

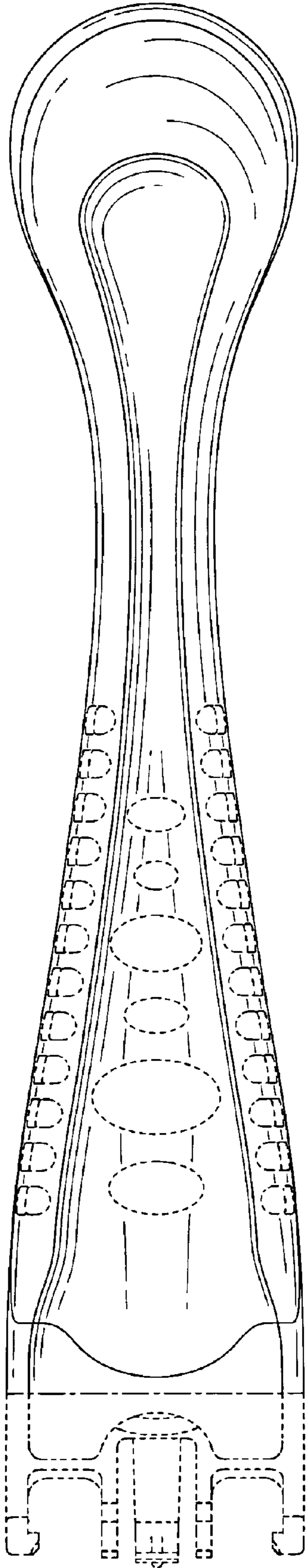
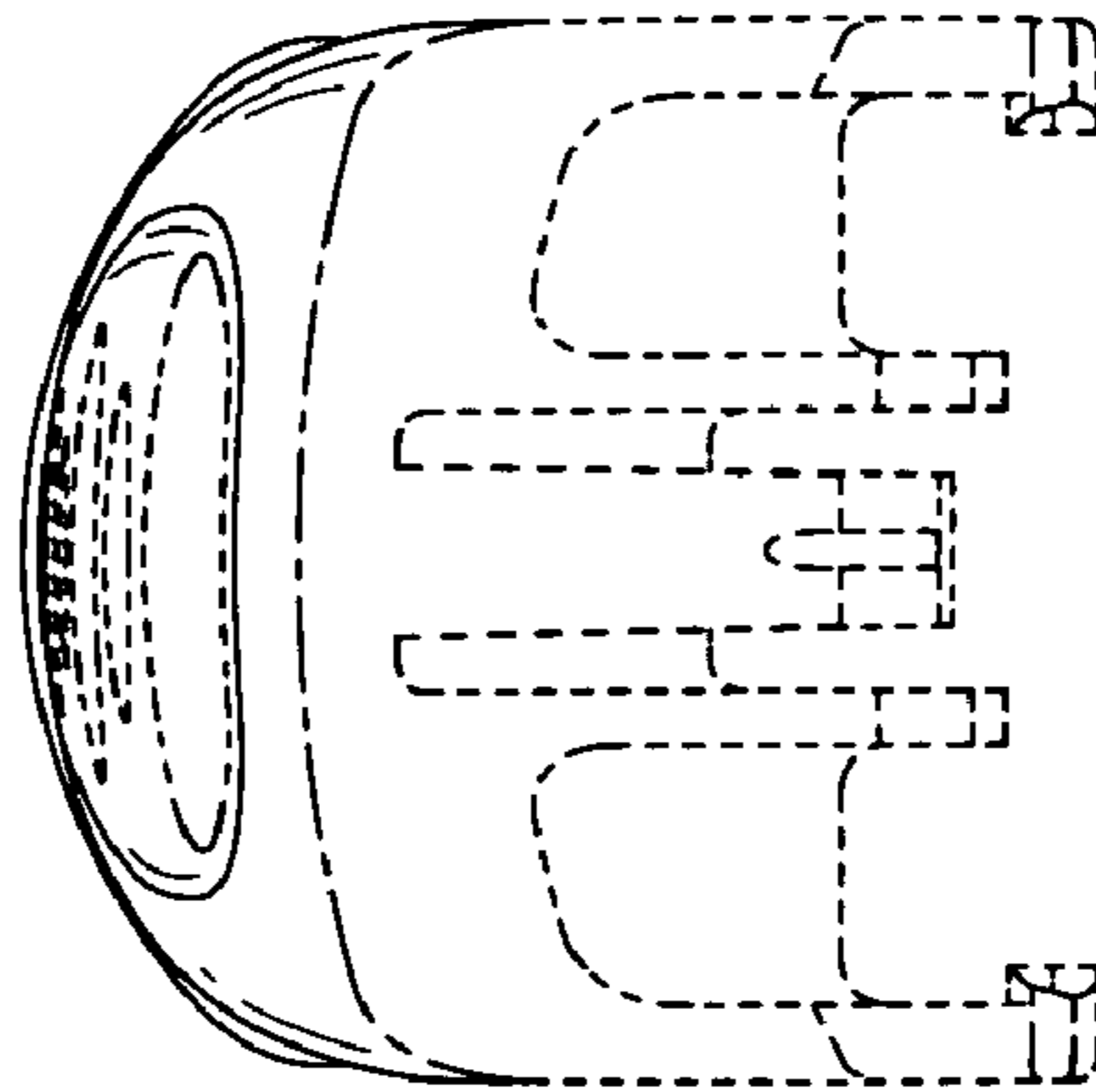


Fig. 5

**Fig. 7**



**Fig. 6**

