



US00D646414S

(12) **United States Design Patent**  
**Wauters**

(10) **Patent No.:** **US D646,414 S**  
(45) **Date of Patent:** **\*\* Oct. 4, 2011**

(54) **LUMINAIRE**

(75) Inventor: **Tom Wauters**, Mortsel (BE)

(73) Assignee: **Koninklijke Philips Electronics N.V.**,  
Eindhoven (NL)

(\*\*) Term: **14 Years**

(21) Appl. No.: **29/376,528**

(22) Filed: **Oct. 8, 2010**

(30) **Foreign Application Priority Data**

Apr. 8, 2010 (EM) ..... 001691957-0009

(51) **LOC (9) Cl.** ..... **26-05**

(52) **U.S. Cl.** ..... **D26/63**

(58) **Field of Classification Search** ..... D26/61-66,  
D26/93, 102, 67-71, 106, 107; 362/410-413,  
362/414, 418, 421, 427, 430, 431, 145, 153,  
362/153.1, 211, 213, 220, 222-225, 227,  
362/232, 236-240, 249.07, 249.1, 24.14,  
362/267-269, 276-278, 282, 283, 285, 287,  
362/288, 183, 184, 187, 188

See application file for complete search history.

(56) **References Cited**

U.S. PATENT DOCUMENTS

D511,395 S *	11/2005	August	.....	D26/106
D526,735 S *	8/2006	Targetti	.....	D26/63
D555,268 S *	11/2007	Stekelenburg	.....	D26/51
7,745,957 B2 *	6/2010	Bayat et al.	.....	362/183
7,857,493 B2 *	12/2010	Engel	.....	362/431

\* cited by examiner

*Primary Examiner* — Susan M Lee

*Assistant Examiner* — Linda G. Brooks

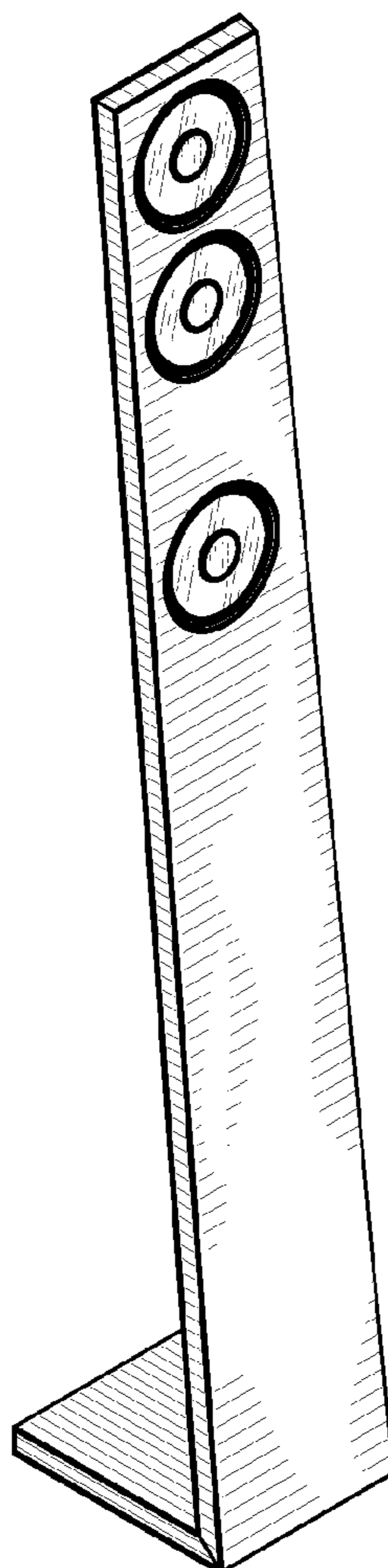
(57) **CLAIM**

The ornamental design for a luminaire, as shown.

**DESCRIPTION**

FIG. 1 is a perspective view showing my design;  
FIG. 2 is a front elevational view thereof;  
FIG. 3 is a rear elevational view thereof;  
FIG. 4 is a right side elevational view thereof;  
FIG. 5 is a left side elevational view thereof;  
FIG. 6 is a top plan view thereof; and,  
FIG. 7 is a bottom plan view thereof.

**1 Claim, 3 Drawing Sheets**



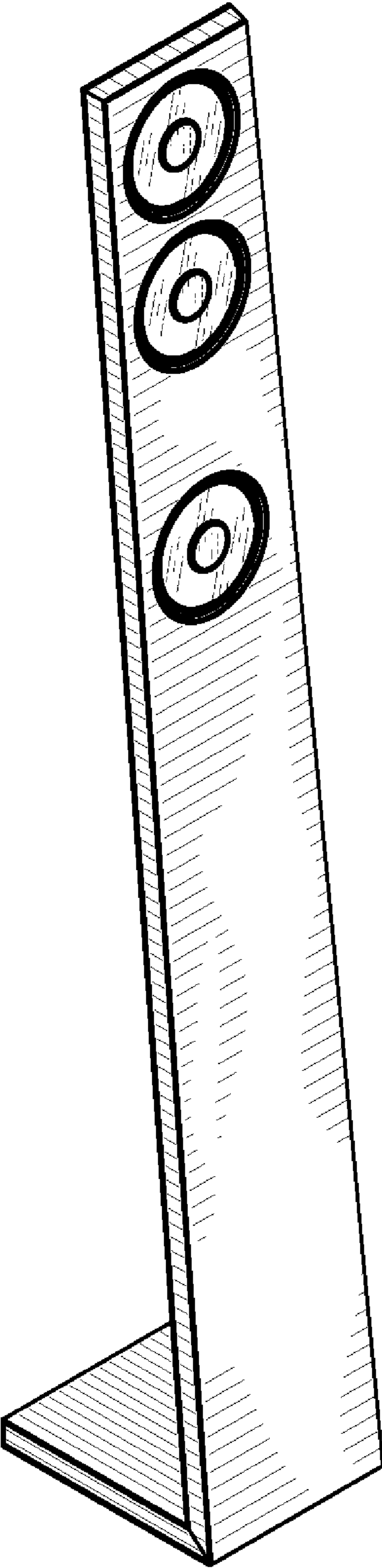


FIG. 1

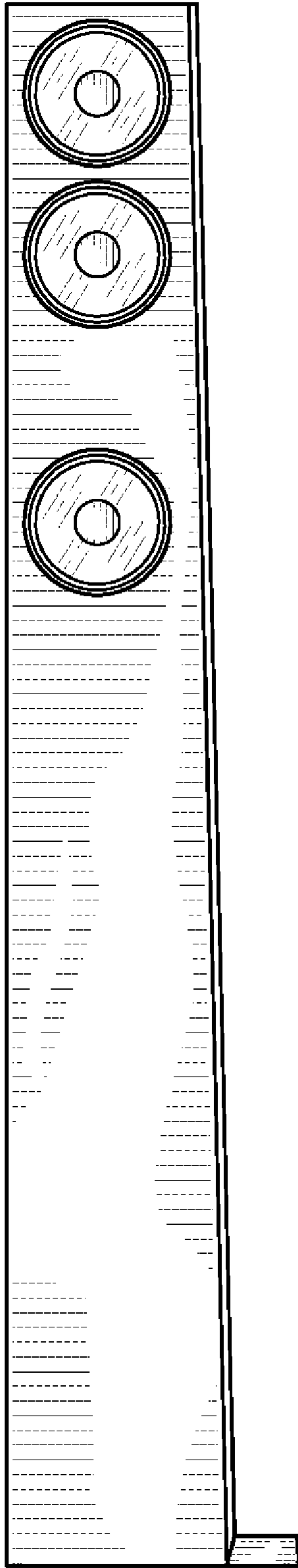


FIG. 2




FIG. 3

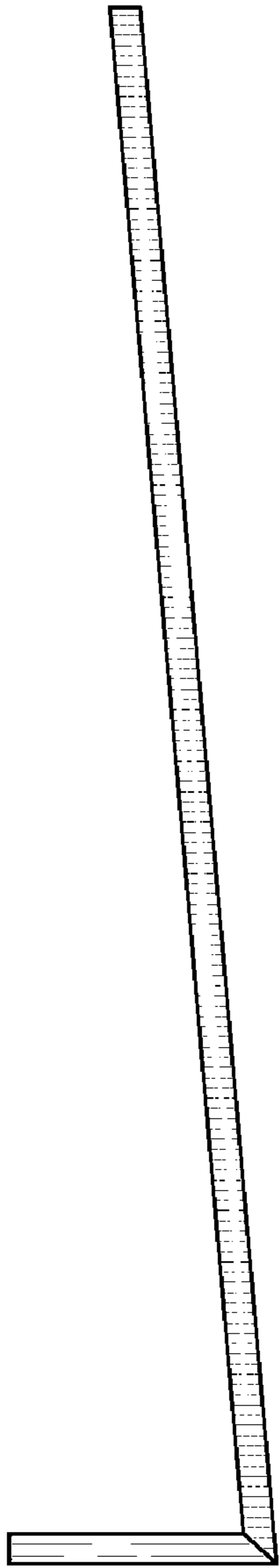


FIG. 4

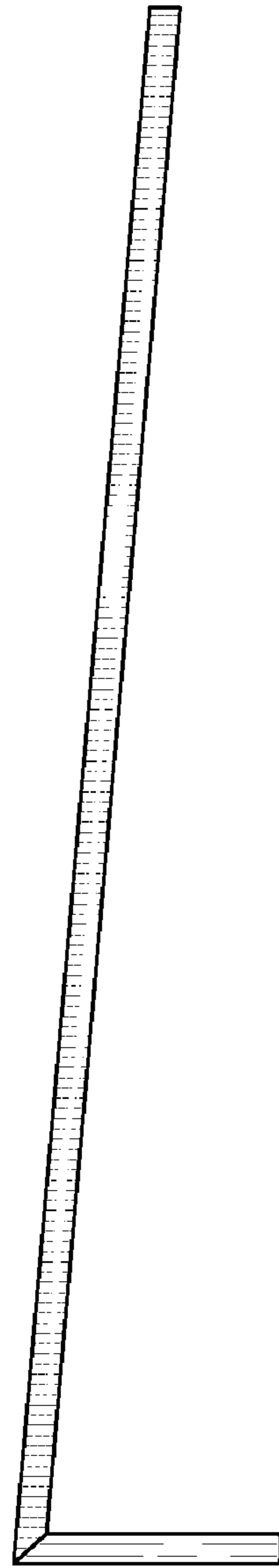


FIG. 5

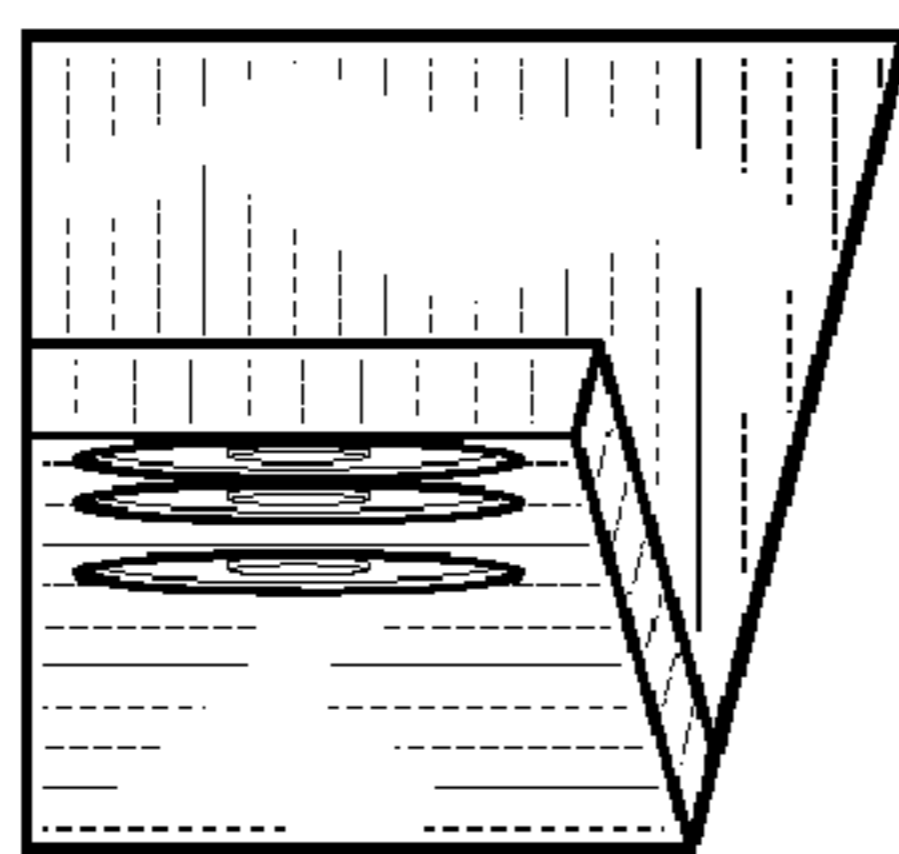


FIG. 6

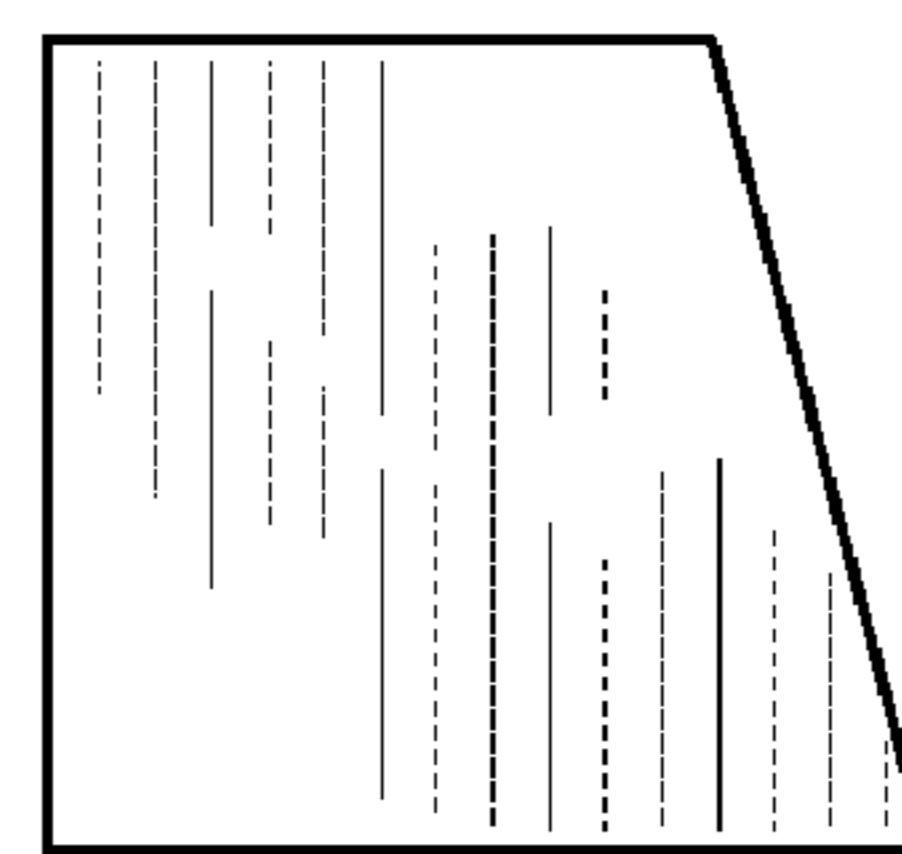


FIG. 7