



US00D646413S

(12) **United States Design Patent**  
**Wauters**

(10) **Patent No.:** **US D646,413 S**

(45) **Date of Patent:** **\*\* Oct. 4, 2011**

(54) **LUMINAIRE**

(75) **Inventor:** **Tom Wauters**, Mortsel (BE)

(73) **Assignee:** **Koninklijke Philips Electronics N.V.**,  
Eindhoven (NL)

(\*\*) **Term:** **14 Years**

(21) **Appl. No.:** **29/376,525**

(22) **Filed:** **Oct. 8, 2010**

(30) **Foreign Application Priority Data**

Apr. 8, 2010 (EM) ..... 001691957-0006

(51) **LOC (9) Cl.** ..... **26-05**

(52) **U.S. Cl.** ..... **D26/63**

(58) **Field of Classification Search** ..... D26/60-66,  
D26/72, 74-92, 118-124; 362/145, 147,  
362/211-215, 217.01, 218-220, 222-225,  
362/217.02-217.09, 217.1, 217.11-217.17,  
362/640, 647, 648, 653, 227, 232, 233, 235-248,  
362/249.03, 249.06, 249.07, 249.09, 249.1,  
362/249.11, 249.14, 267-269, 274, 275,  
362/277, 278, 281-283, 285, 287, 288, 362,  
362/364, 365, 368, 371, 372, 404, 418, 421,  
362/427, 151, 322, 249.13; 362/249.16,  
362/319

See application file for complete search history.

(56) **References Cited**

U.S. PATENT DOCUMENTS

5,772,315	A *	6/1998	Shen	362/396
6,170,967	B1 *	1/2001	Usher et al.	362/394
D520,177	S *	5/2006	Roos et al.	D26/143
7,306,359	B2 *	12/2007	Harwood	362/648
D563,012	S *	2/2008	Citterio	D26/63
D604,003	S *	11/2009	Sabernig	D26/83
D618,843	S *	6/2010	Sabernig	D26/88
D633,636	S *	3/2011	Gielen	D26/74
2011/0007503	A1 *	1/2011	Caron et al.	362/225

\* cited by examiner

*Primary Examiner* — Susan M Lee

*Assistant Examiner* — Linda G. Brooks


(57) **CLAIM**

The ornamental design for a luminaire, as shown.

**DESCRIPTION**

FIG. 1 is a perspective view showing my design;  
FIG. 2 is a front elevational view thereof;  
FIG. 3 is a rear elevational view thereof;  
FIG. 4 is a right side elevational view thereof;  
FIG. 5 is a left side elevational view thereof;  
FIG. 6 is a top plan view thereof; and,  
FIG. 7 is a bottom plan view thereof.

**1 Claim, 4 Drawing Sheets**






FIG. 1

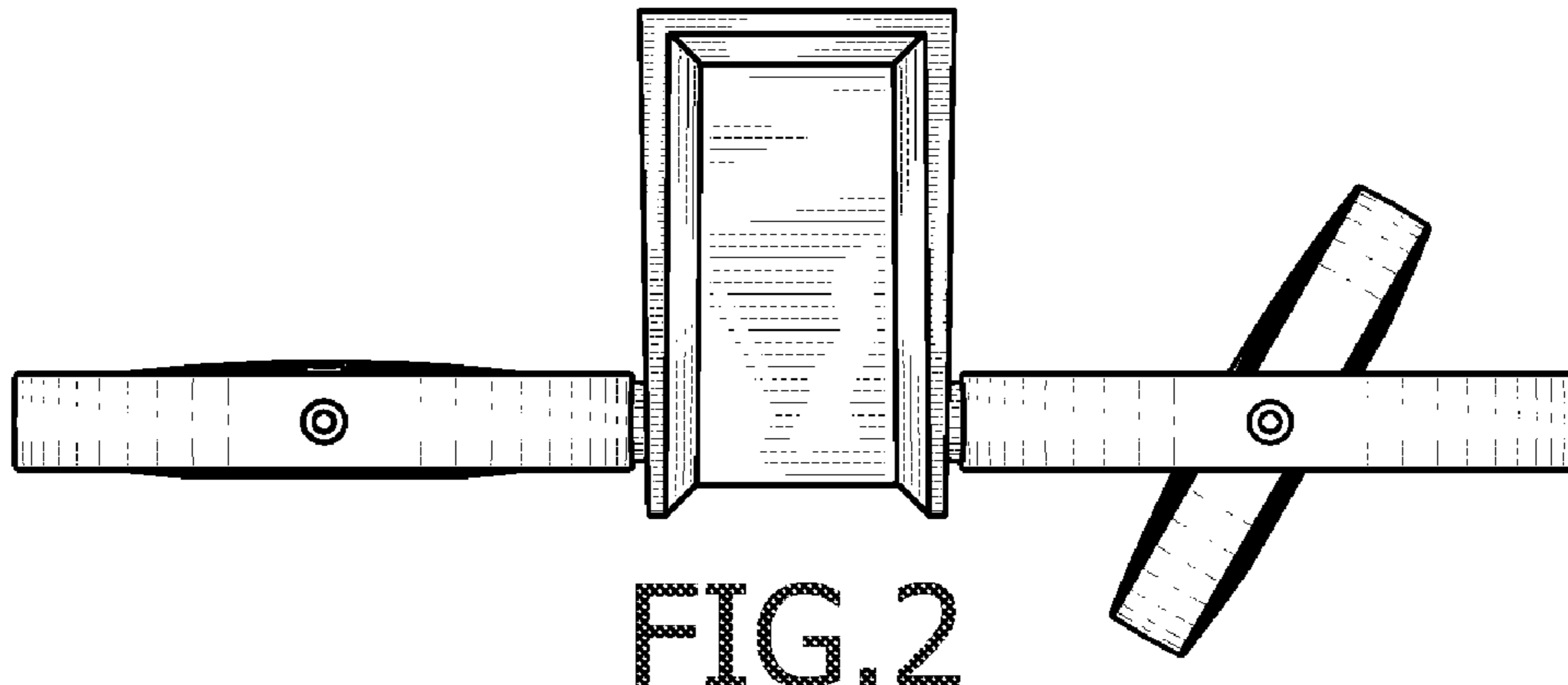


FIG. 2

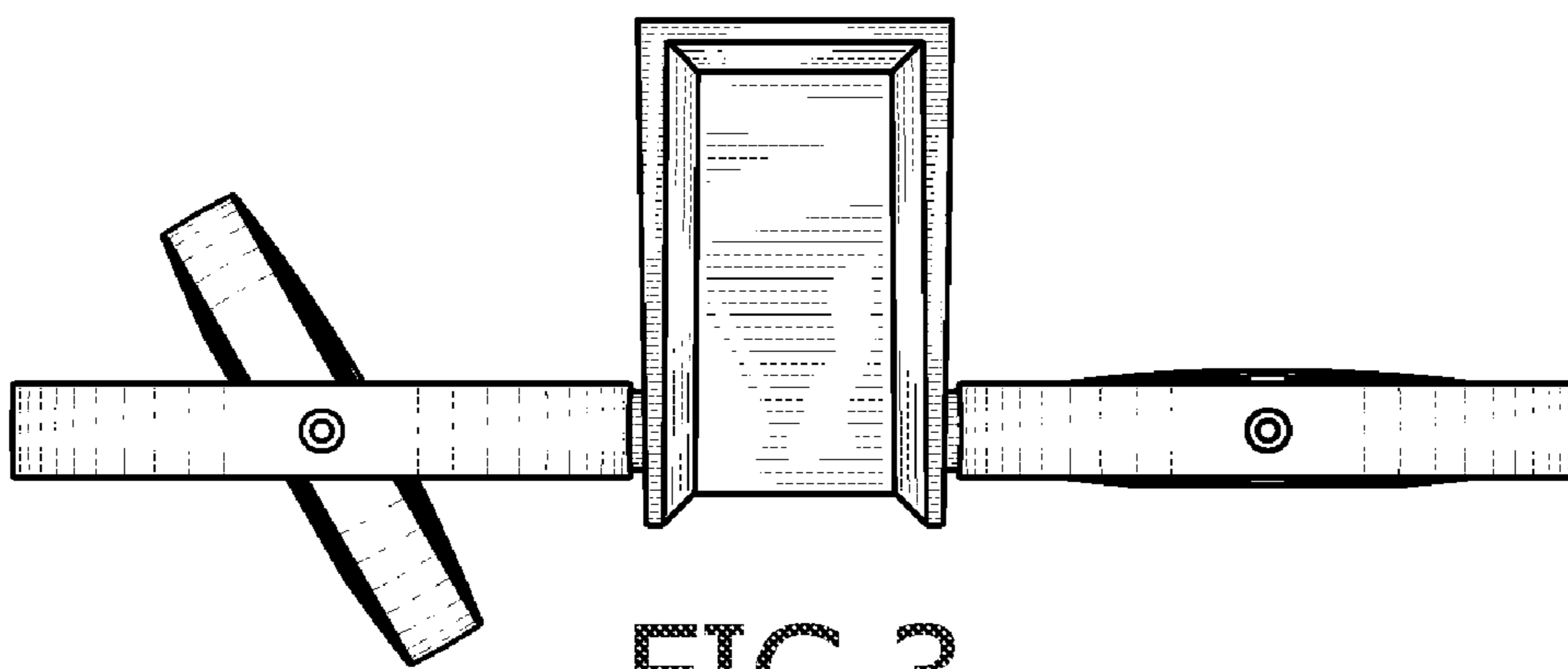


FIG. 3

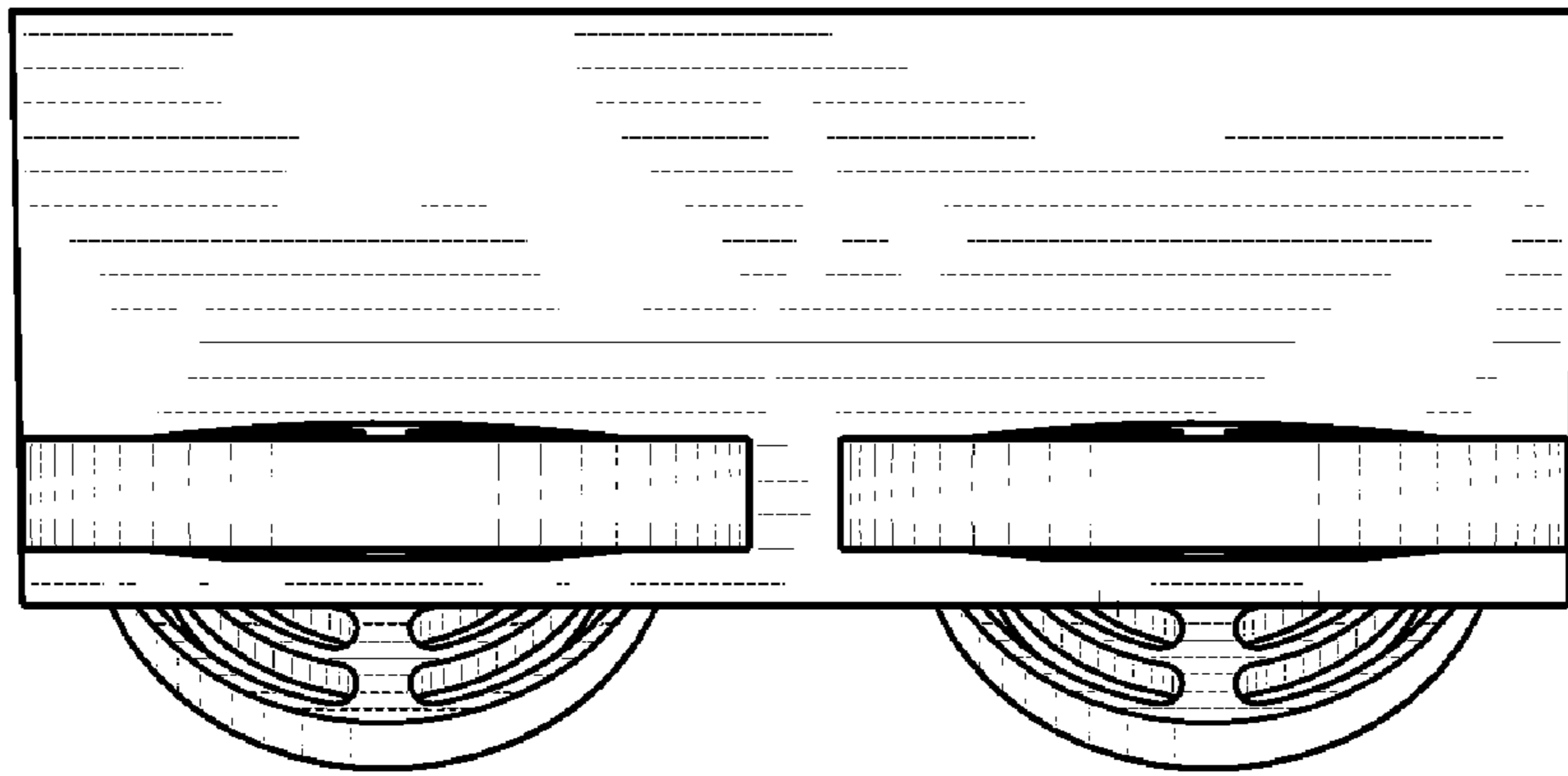


FIG. 4

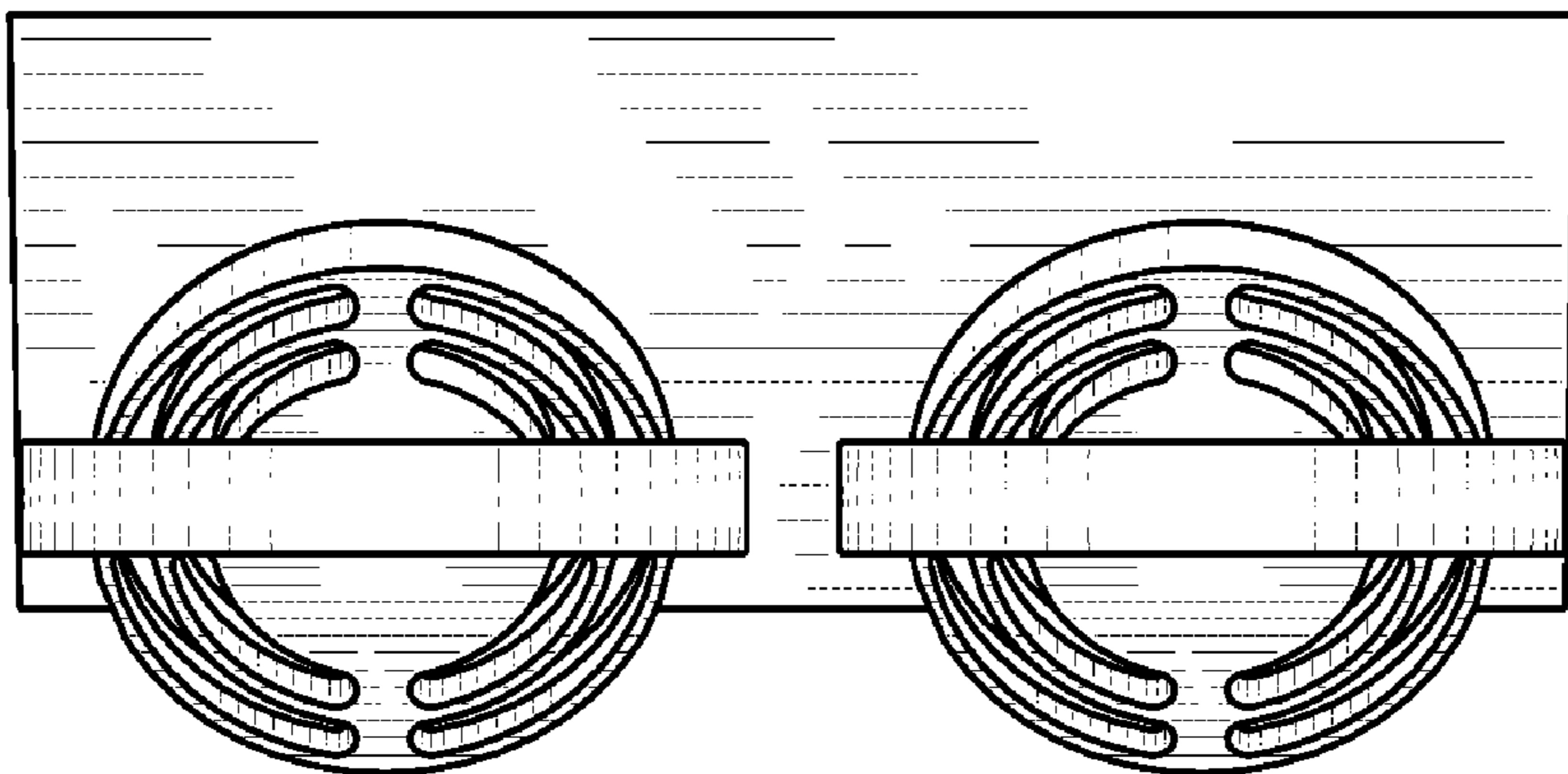


FIG. 5

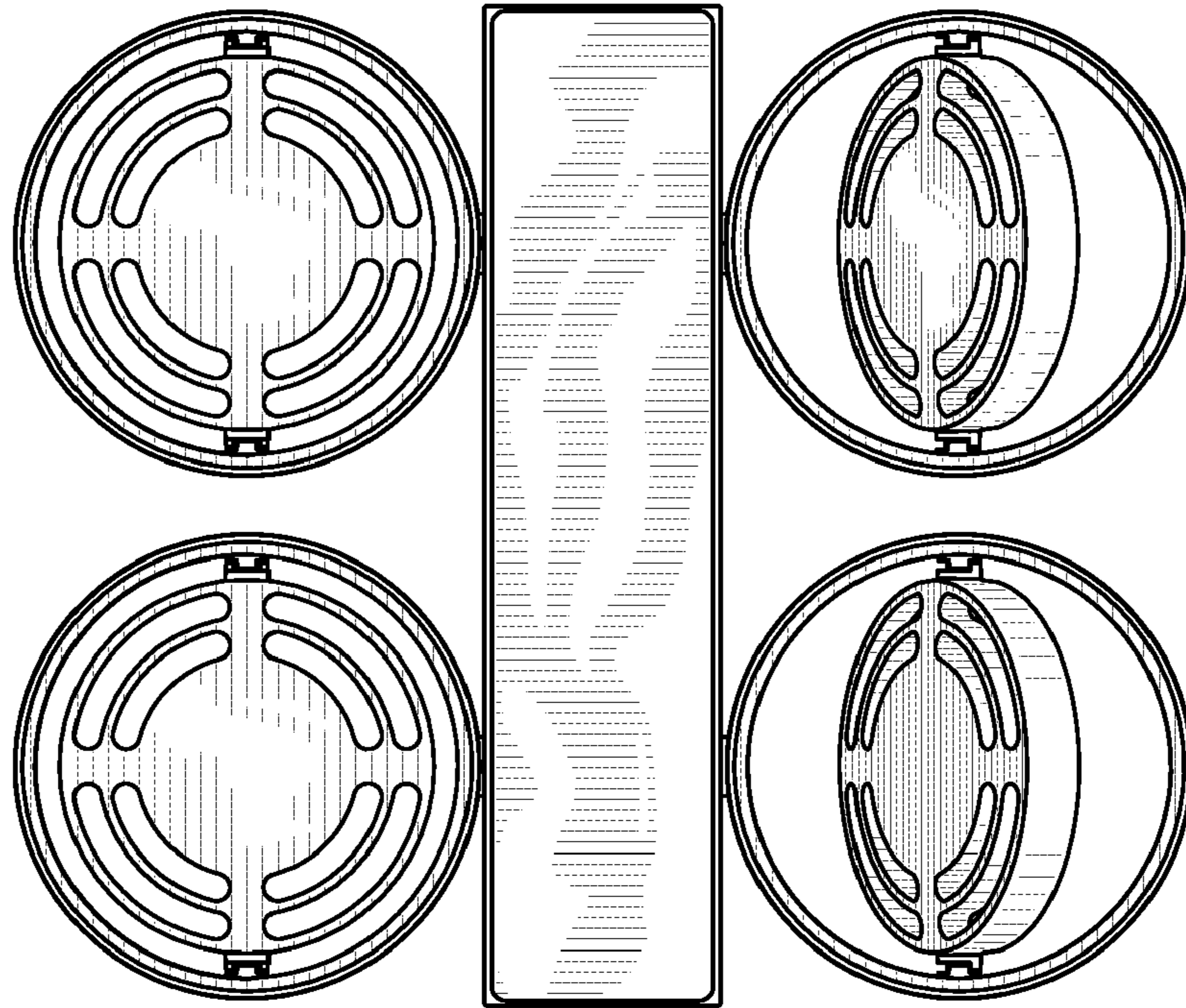


FIG. 6




FIG. 7