



US00D646409S

(12) **United States Design Patent**
MacDonald et al.

(10) **Patent No.:** **US D646,409 S**

(45) **Date of Patent:** **** Oct. 4, 2011**

(54) **LIGHT BULB**

(75) Inventors: **Michael J. MacDonald**, Cleveland, OH (US); **Gustino J. Lanese**, Chesterland, OH (US); **Jian Li**, ShangHai (CN); **Yanqing Xie**, ShangHai (CN); **Gary R. Allen**, Chesterland, OH (US)

(73) Assignee: **General Electric Company**, Schenectady, NY (US)

(**) Term: **14 Years**

(21) Appl. No.: **29/390,823**

(22) Filed: **Apr. 29, 2011**

(51) **LOC (9) Cl.** **26-04**

(52) **U.S. Cl.** **D26/2**

(58) **Field of Classification Search** D26/1-4;
313/313, 315, 316, 317, 318, 493; 315/52,
315/53, 56, 57, 58

See application file for complete search history.

(56) **References Cited**

U.S. PATENT DOCUMENTS

D542,943 S * 5/2007 Wang D26/2
D545,457 S * 6/2007 Chen D26/2
D546,980 S * 7/2007 Lo D26/2

D549,854 S * 8/2007 Takahashi D26/2
D566,300 S * 4/2008 Lo D26/2
D582,578 S * 12/2008 Tsai et al. D26/2
D607,586 S * 1/2010 Ko D26/2
D623,778 S * 9/2010 Moon et al. D26/2
D630,349 S * 1/2011 Pei et al. D26/2

* cited by examiner

Primary Examiner — Marcus Jackson

(74) *Attorney, Agent, or Firm* — Pearne & Gordon LLP


(57) **CLAIM**

The ornamental design for a light bulb, as shown and described.

DESCRIPTION

FIG. 1 is a perspective view of the light bulb;
FIG. 2 is a side elevational view of the light bulb, the side elevational view from all sides of the light bulb being the same;
FIG. 3 is a top plan view of the light bulb; and,
FIG. 4 is a bottom plan view of the light bulb.
The broken line showing of bottom portion of the light bulb is included for the purpose of illustrating only and forms no part of the claimed design.

1 Claim, 4 Drawing Sheets



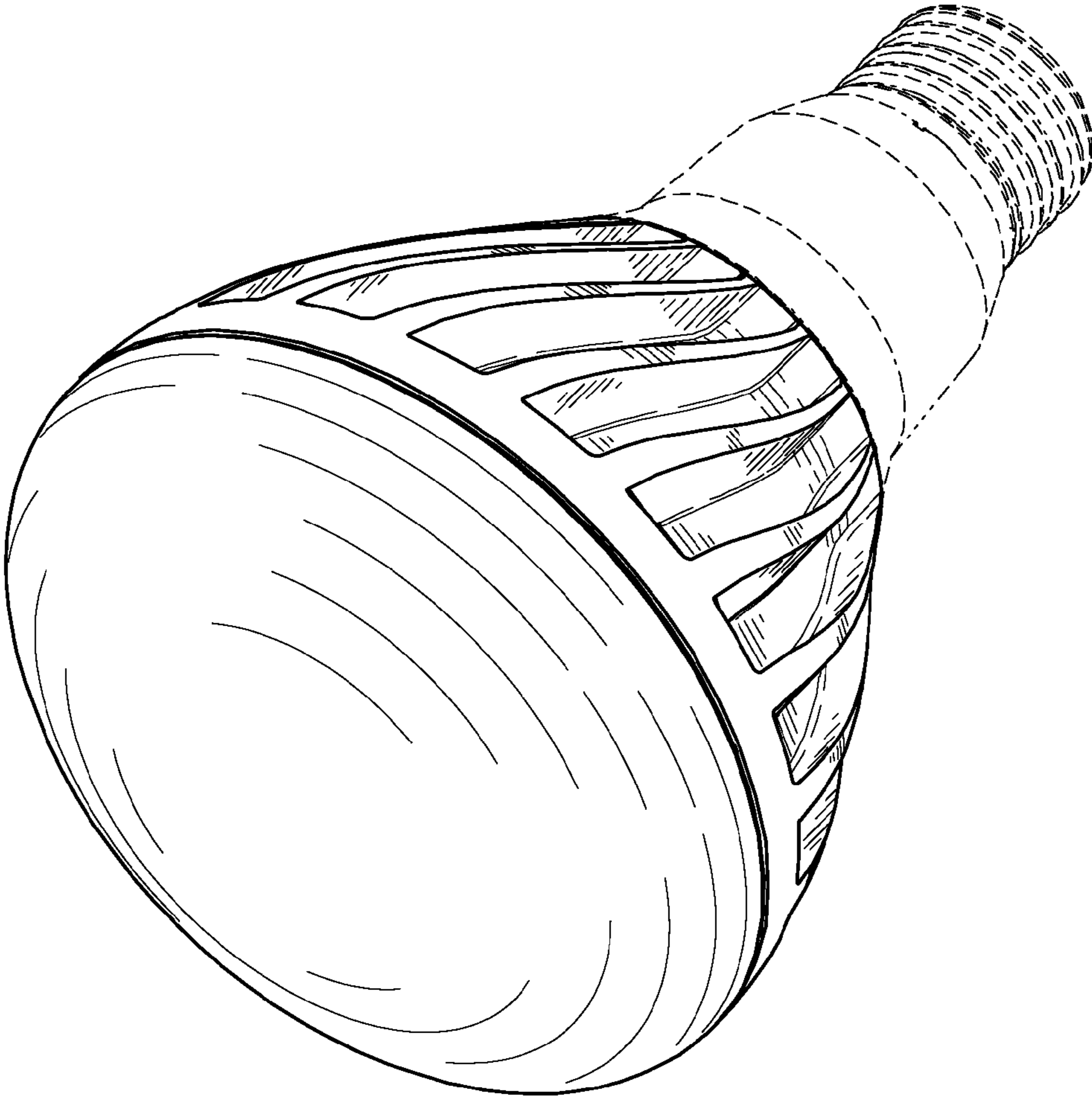


FIG. 1

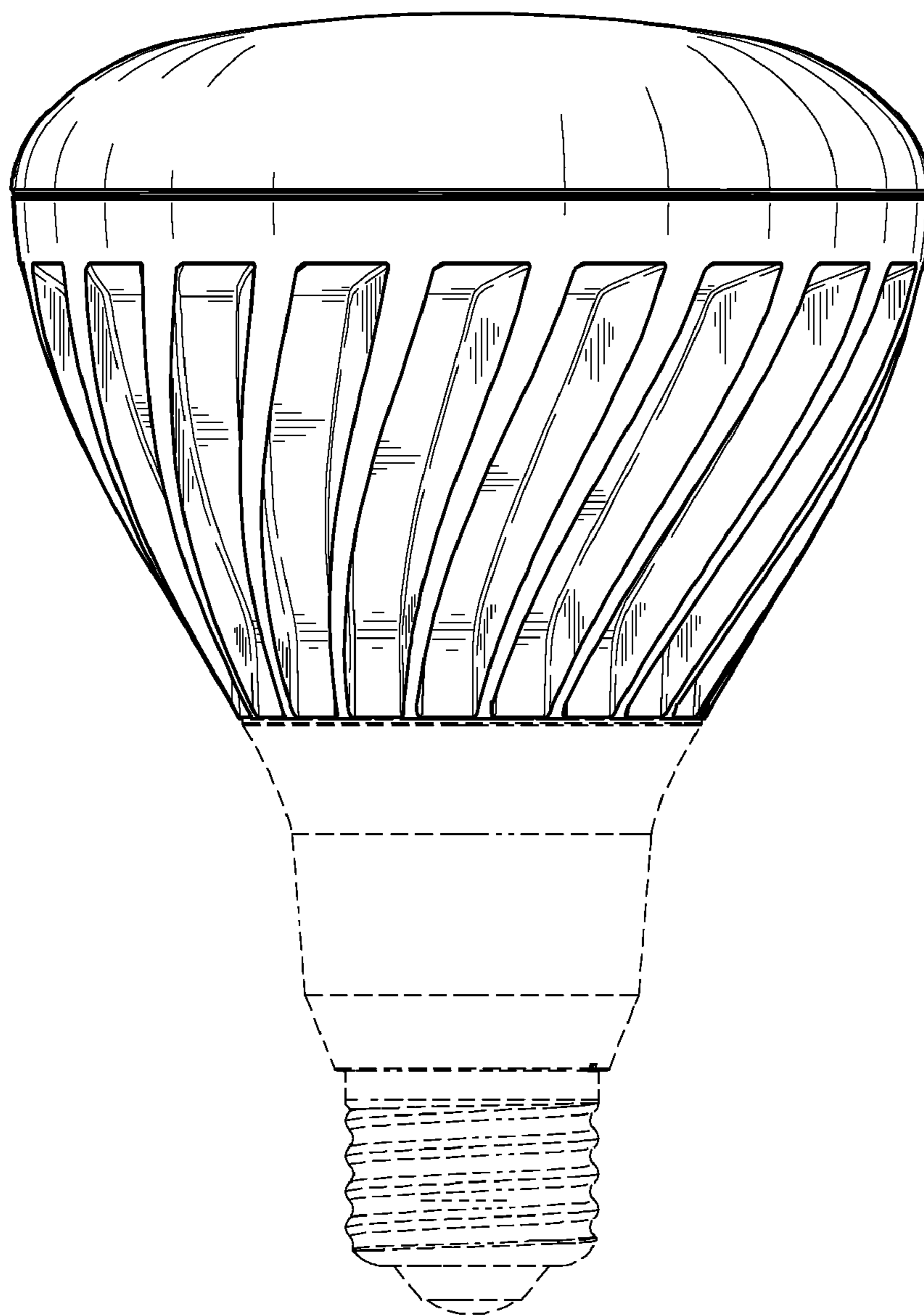


FIG. 2

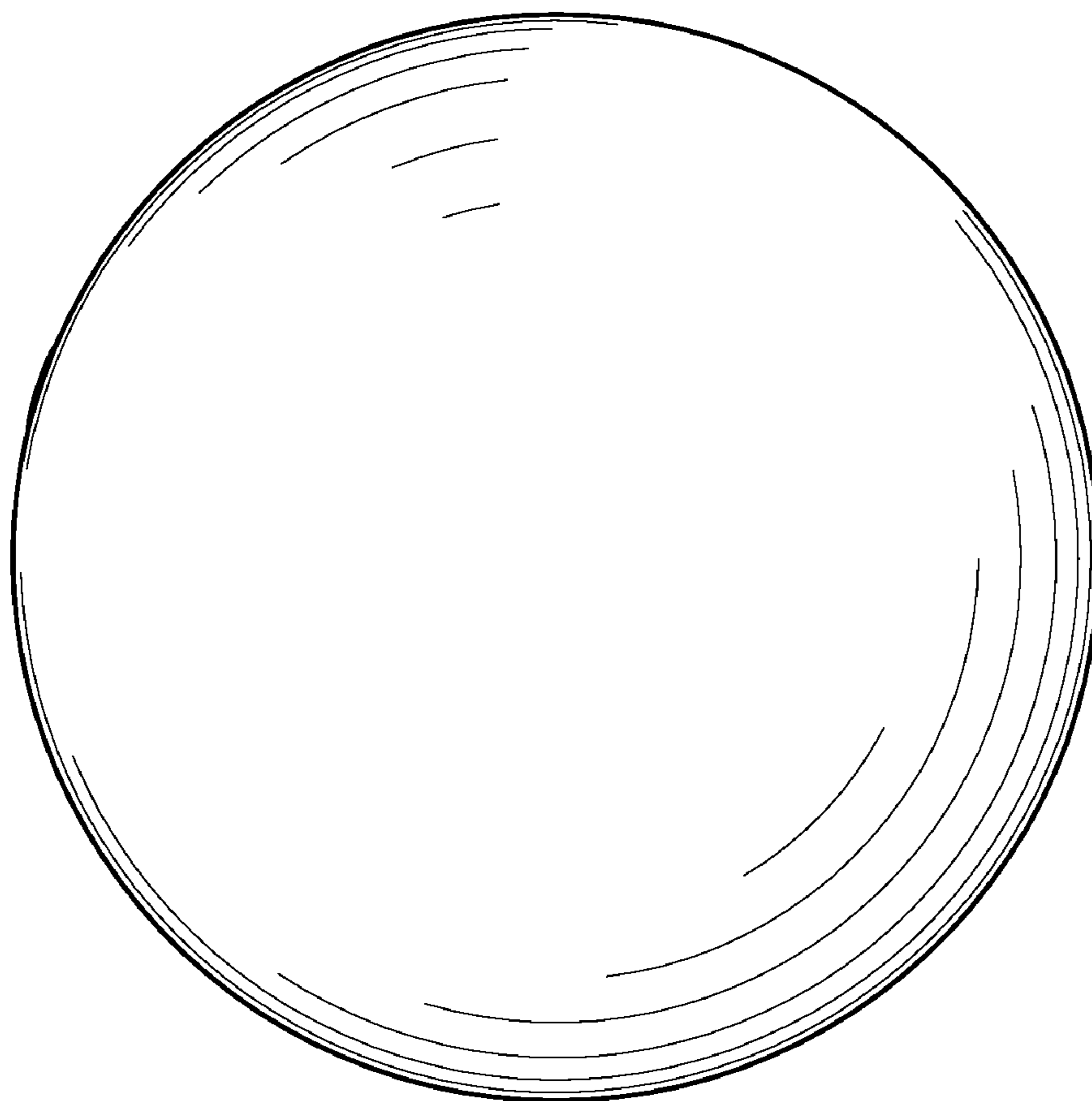


FIG. 3




FIG. 4