



US00D646404S

(12) **United States Design Patent**
Hild et al.

(10) **Patent No.:** **US D646,404 S**

(45) **Date of Patent:** **** Oct. 4, 2011**

(54) **BOLLARD**

2008/0213041 A1* 9/2008 Lipniarski 404/6

* cited by examiner

(75) Inventors: **Brent Hild**, Belmont, MA (US);
Thomas C. Fitch, Somerville, MA (US);
Teodoro A. Mesa, Lynn, MA (US);
David S. McCue, Manchester, MA (US)

Primary Examiner — Doris Clark

(74) *Attorney, Agent, or Firm* — Occhiuti Rohlicek & Tsao
LLP

(73) Assignee: **McCue Corporation**, Salem, MA (US)

(57) **CLAIM**

(**) Term: **14 Years**

I claim the ornamental design for a bollard, as shown and described.

(21) Appl. No.: **29/382,195**

(22) Filed: **Dec. 30, 2010**

DESCRIPTION

(51) **LOC (9) Cl.** **25-01**

(52) **U.S. Cl.** **D25/126**

(58) **Field of Classification Search** D25/126;
404/6, 9; 49/49

See application file for complete search history.

FIG. 1 is a front view of a bollard according to our new design;
FIG. 2 is a side view of the bollard of FIG. 1;
FIG. 3 is a top view of the bollard of FIG. 1;
FIG. 4 is a front perspective view of the bollard of FIG. 1; and,
FIG. 5 is a rear perspective view of the bollard of FIG. 1.


Contrast in materials is shown by using stippling to differentiate between areas of differing material. The support legs of the bollard are shown in broken lines for illustrative purposes only and form no part of the claimed design.

(56) **References Cited**

U.S. PATENT DOCUMENTS

D447,822 S * 9/2001 Dionne et al. D25/126
7,682,101 B2 * 3/2010 Skalka 404/85

1 Claim, 2 Drawing Sheets



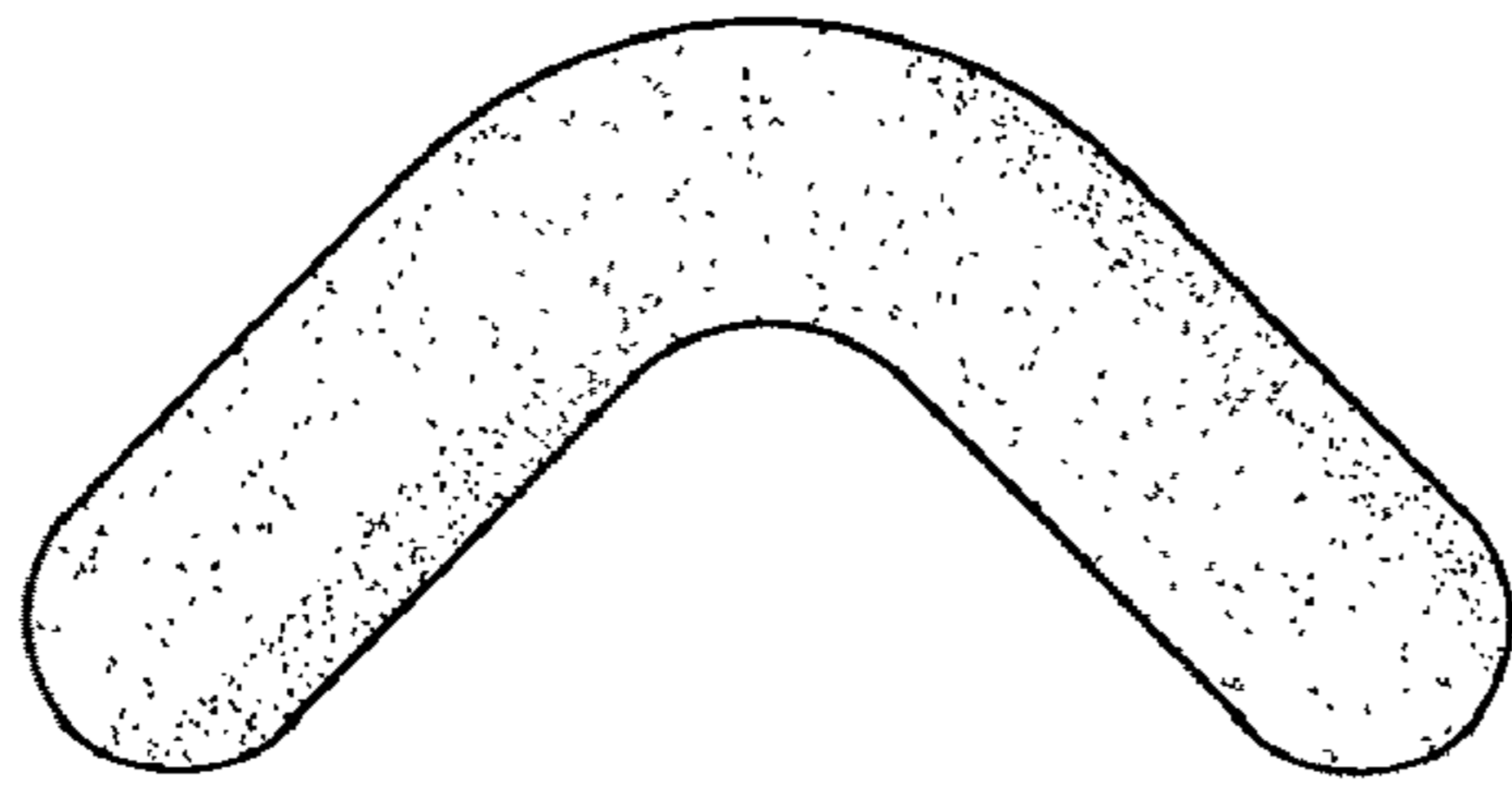


FIG. 3




FIG. 1




FIG. 2




FIG. 4




FIG. 5