



US00D646403S

(12) **United States Design Patent**
MacDonald

(10) **Patent No.:** **US D646,403 S**

(45) **Date of Patent:** **** Oct. 4, 2011**

(54) **LANDSCAPING BLOCK**

(75) **Inventor:** **Robert A. MacDonald**, Plymouth, MN
(US)

(73) **Assignee:** **Keystone Retaining Wall Systems, Inc.**,
Bloomington, MN (US)

(**) **Term:** **14 Years**

(21) **Appl. No.:** **29/386,359**

(22) **Filed:** **Feb. 28, 2011**

(51) **LOC (9) Cl.** **25-01**

(52) **U.S. Cl.** **D25/113**

(58) **Field of Classification Search** D25/102,
D25/112-118, 136, 138, 151, 152, 158, 162,
D25/164, 199; D21/484-491, 499-504;
405/16, 284, 286; 52/503-505, 574, 575,
52/596-612, 102; 404/27-42; 47/33; D8/1
See application file for complete search history.

(56) **References Cited**

U.S. PATENT DOCUMENTS

4,496,266 A * 1/1985 Ruckstuhl 404/41
D280,024 S * 8/1985 Risi et al. D25/113
D315,026 S * 2/1991 Castonguay et al. D25/113

D397,808 S * 9/1998 Dawson D25/113
D448,856 S * 10/2001 Boone D25/113
D448,861 S * 10/2001 Daniels et al. D25/113
D464,147 S * 10/2002 Van Cauwenbergh D25/113
D516,736 S * 3/2006 Mushett et al. D25/118
D574,515 S * 8/2008 Bouchard D25/113

* cited by examiner

Primary Examiner — Anhdao Doan

(74) *Attorney, Agent, or Firm* — Popovich, Wiles &
O'Connell, P.A.


(57) **CLAIM**

The ornamental design for a landscaping block, as shown and
described.

DESCRIPTION

FIG. 1 is a front perspective view of a landscaping block
according to my new design;
FIG. 2 is a top plan view thereof;
FIG. 3 is a bottom plan view thereof;
FIG. 4 is a left side elevational view thereof, a right side
elevational view being a mirror image;
FIG. 5 is a rear elevational view thereof;
FIG. 6 is a front elevational view thereof; and,
FIG. 7 is a rear perspective view thereof.

1 Claim, 1 Drawing Sheet



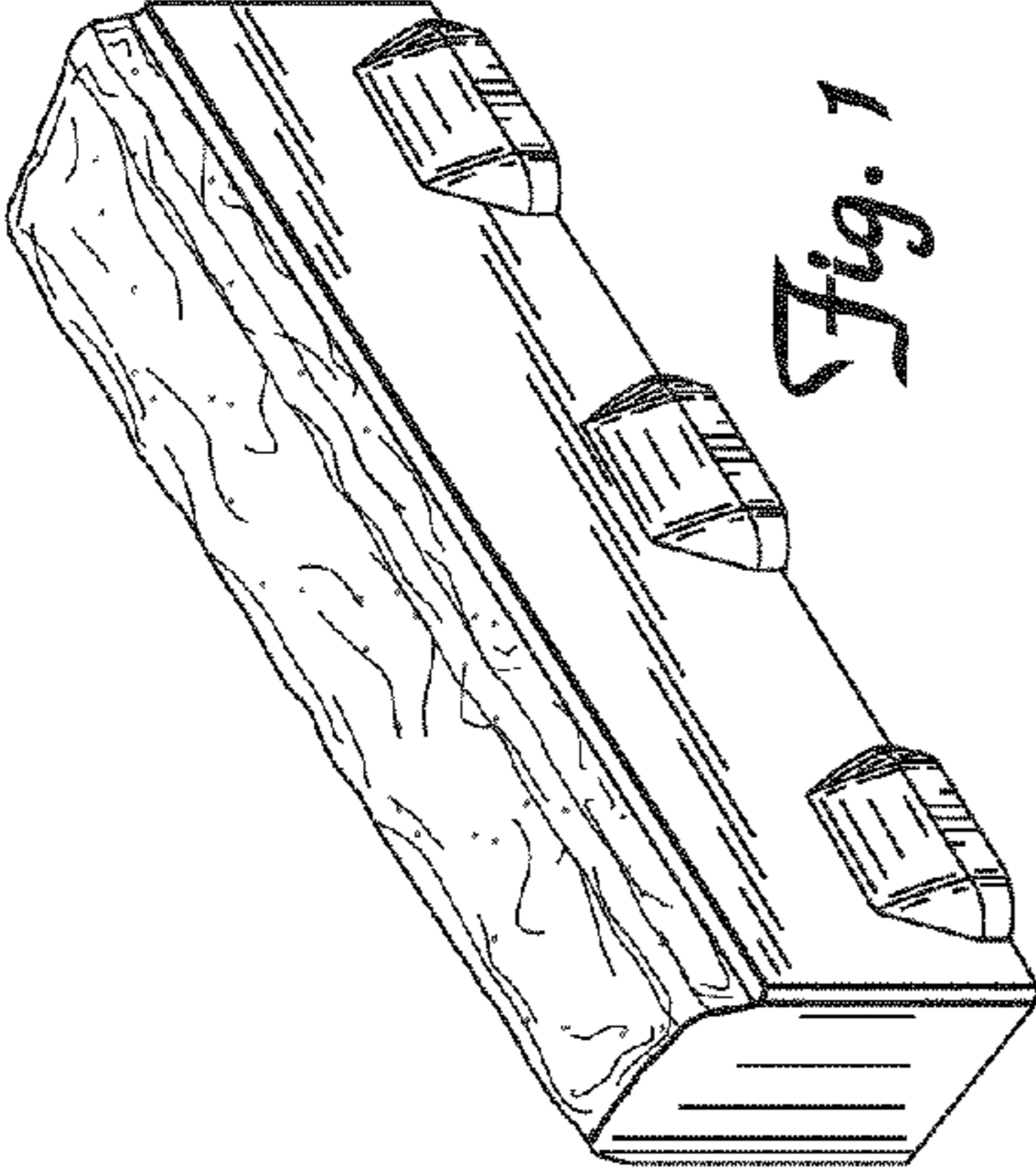


Fig. 1

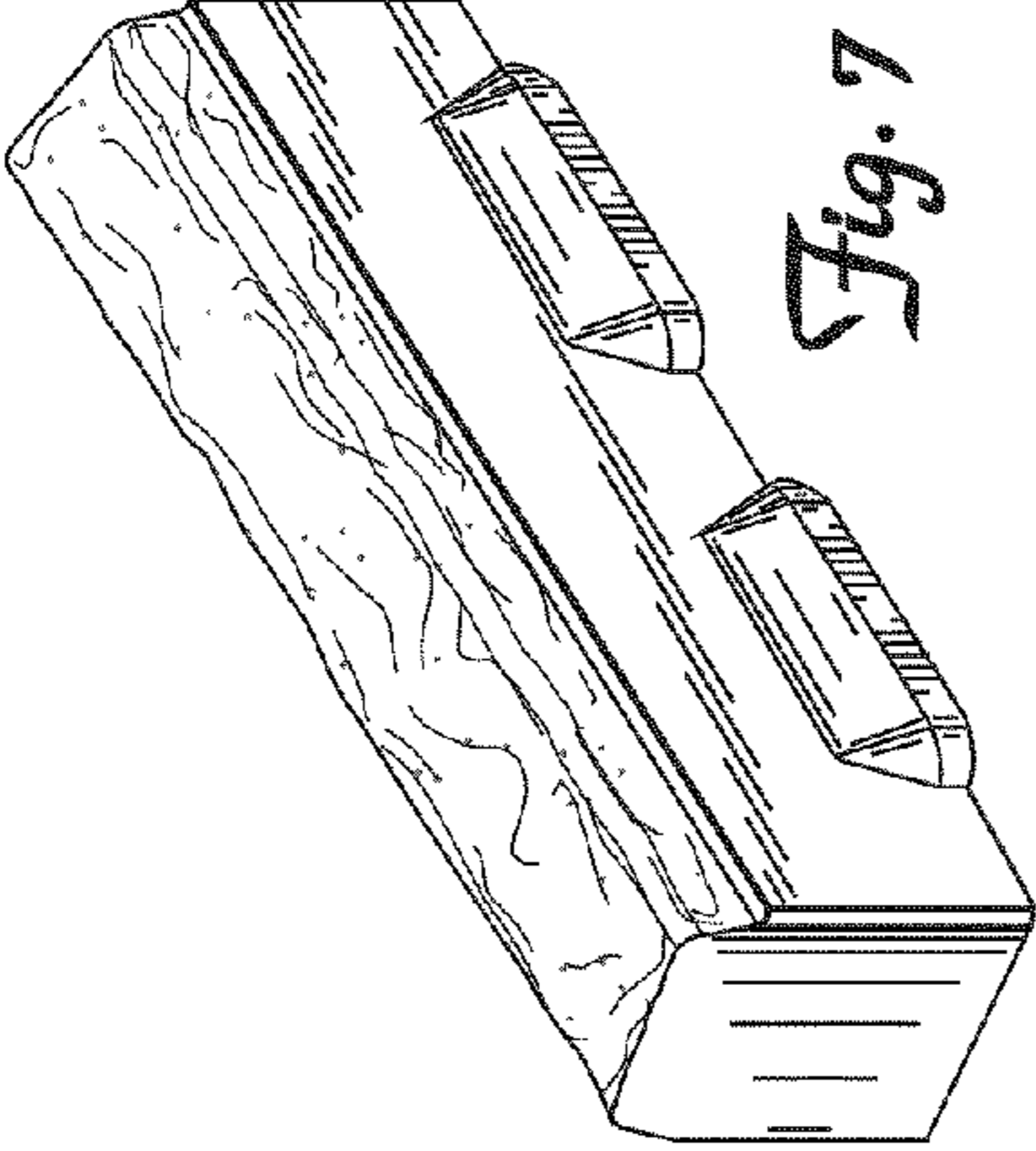


Fig. 7

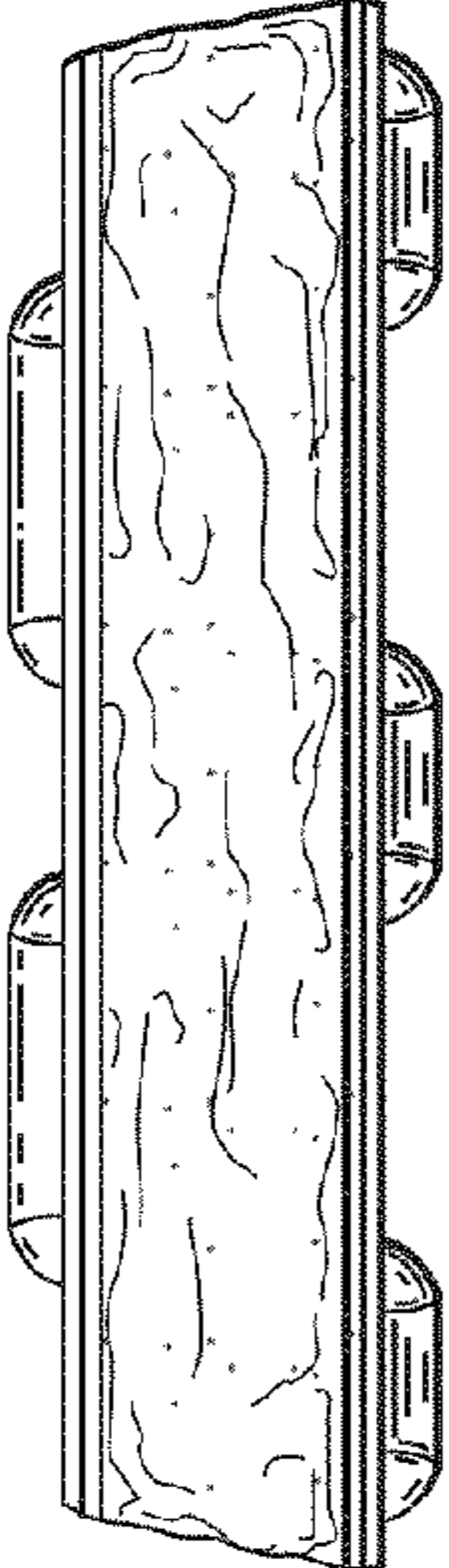


Fig. 2

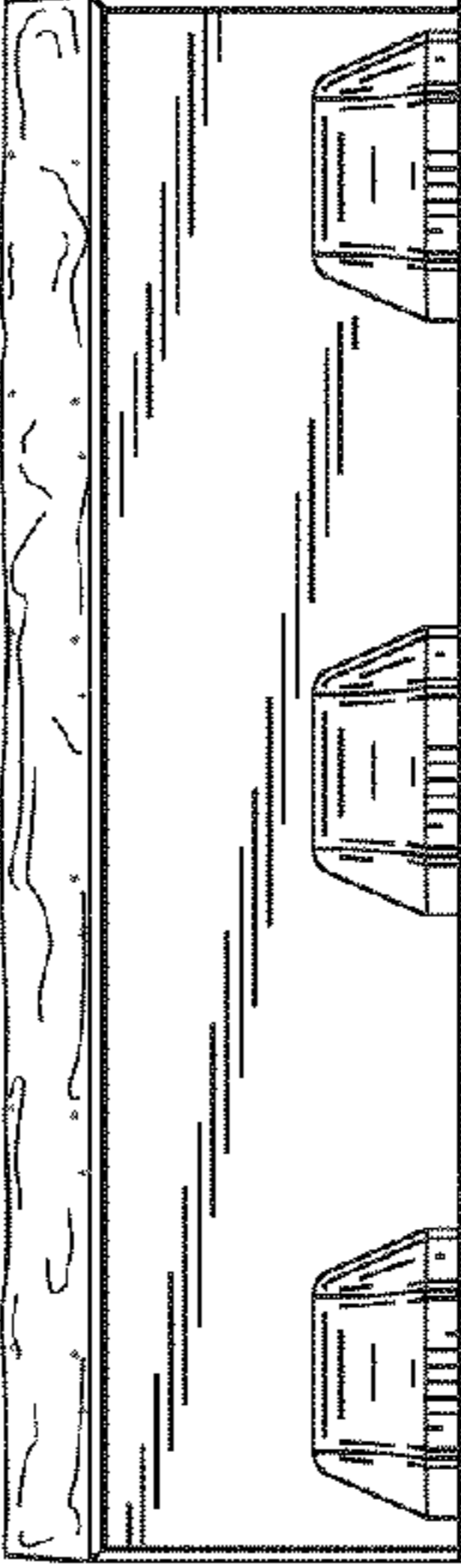


Fig. 6

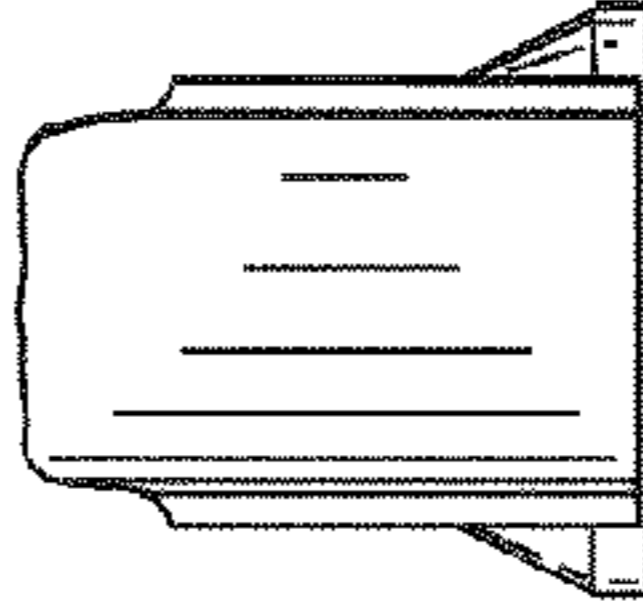


Fig. 4

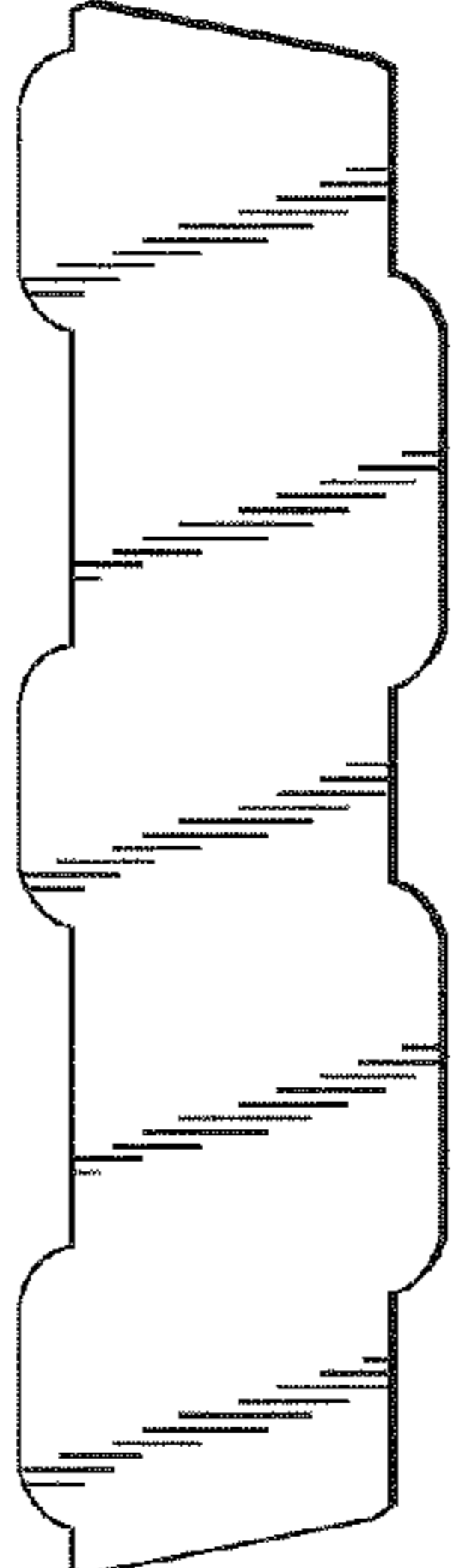


Fig. 3

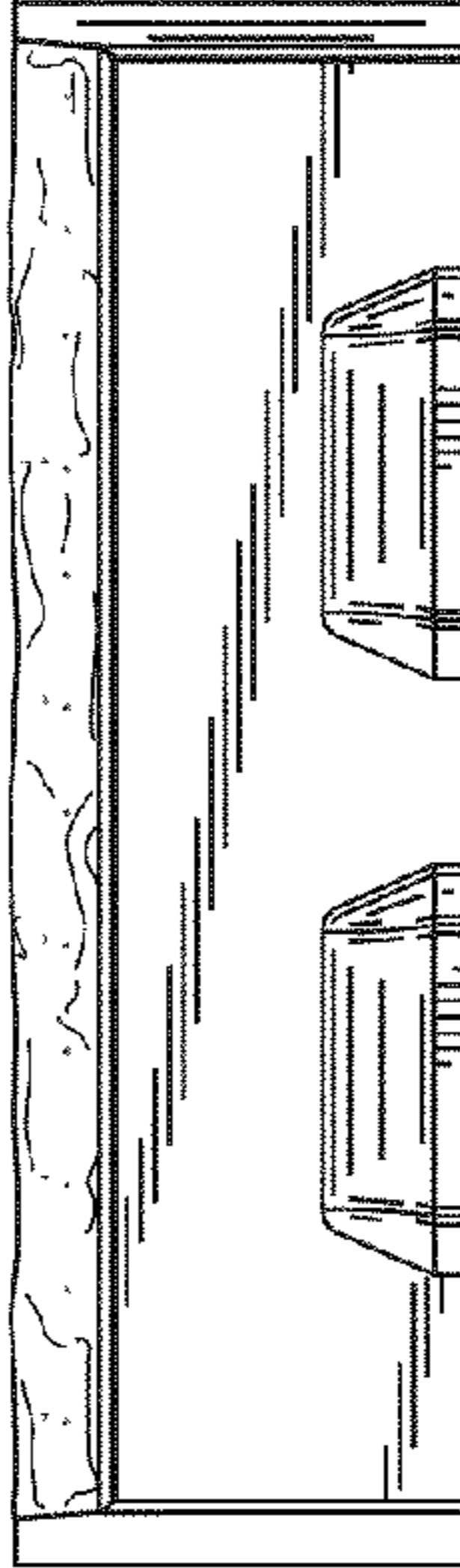


Fig. 5