



US00D646384S

(12) **United States Design Patent**
Gauthier et al.

(10) **Patent No.:** **US D646,384 S**

(45) **Date of Patent:** **** Oct. 4, 2011**

(54) **TOOL**

(75) Inventors: **Michael T. Gauthier**, Grafton, WI (US);
Robert F. Miller, Grafton, WI (US);
Robert Bast, Sheboygan Falls, WI (US);
Austin R. S. Braganza, Milwaukee, WI (US)

(73) Assignee: **Gauthier Biomedical, Inc.**, Grafton, WI (US)

(**) Term: **14 Years**

(21) Appl. No.: **29/376,218**

(22) Filed: **Oct. 4, 2010**

(51) **LOC (9) Cl.** **24-02**

(52) **U.S. Cl.** **D24/133; D8/83; D24/145**

(58) **Field of Classification Search** D24/145,
D24/133, 140, 146-147; D15/17-18; D8/83,
D8/94, 107, 300, 301, 303, 307, DIG. 1,
D8/DIG. 7, 21; 16/110.1, 422, 426, 430;
81/60, 177.1, 177.3, 489, 177.5, 474, 436;
606/86 R, 86 A, 86 B, 104, 167
See application file for complete search history.

(56) **References Cited**

U.S. PATENT DOCUMENTS

4,238,978 A * 12/1980 Leone 81/480
D282,713 S * 2/1986 Flory et al. D8/107

D339,279 S * 9/1993 Baum D8/83
D392,535 S * 3/1998 Vasudeva et al. D8/83
D448,633 S * 10/2001 Langlois D8/107
D530,588 S * 10/2006 Wang D8/107
D557,584 S * 12/2007 Gao D8/107
7,650,821 B2 * 1/2010 Gauthier et al. 81/473
D613,144 S * 4/2010 Lin D8/83
2010/0179560 A1 * 7/2010 Chenaux 606/104
2010/0294084 A1 * 11/2010 Gauthier et al. 81/60

* cited by examiner

Primary Examiner — Ian Simmons

Assistant Examiner — Wan Laymon

(74) *Attorney, Agent, or Firm* — Boyle Fredrickson S.C.

(57) **CLAIM**

The ornamental design for a tool, as shown and described.

DESCRIPTION

FIG. 1 is an isometric view of a tool incorporating our new design, wherein the portions illustrated in dotted lines form no part of the claimed design;
FIG. 2 is a front elevation view thereof;
FIG. 3 is a rear elevation view thereof;
FIG. 4 is a top plan view thereof;
FIG. 5 is a bottom plan view thereof;
FIG. 6 is a right side elevation view thereof; and,
FIG. 7 is a left side elevation view thereof.

1 Claim, 7 Drawing Sheets

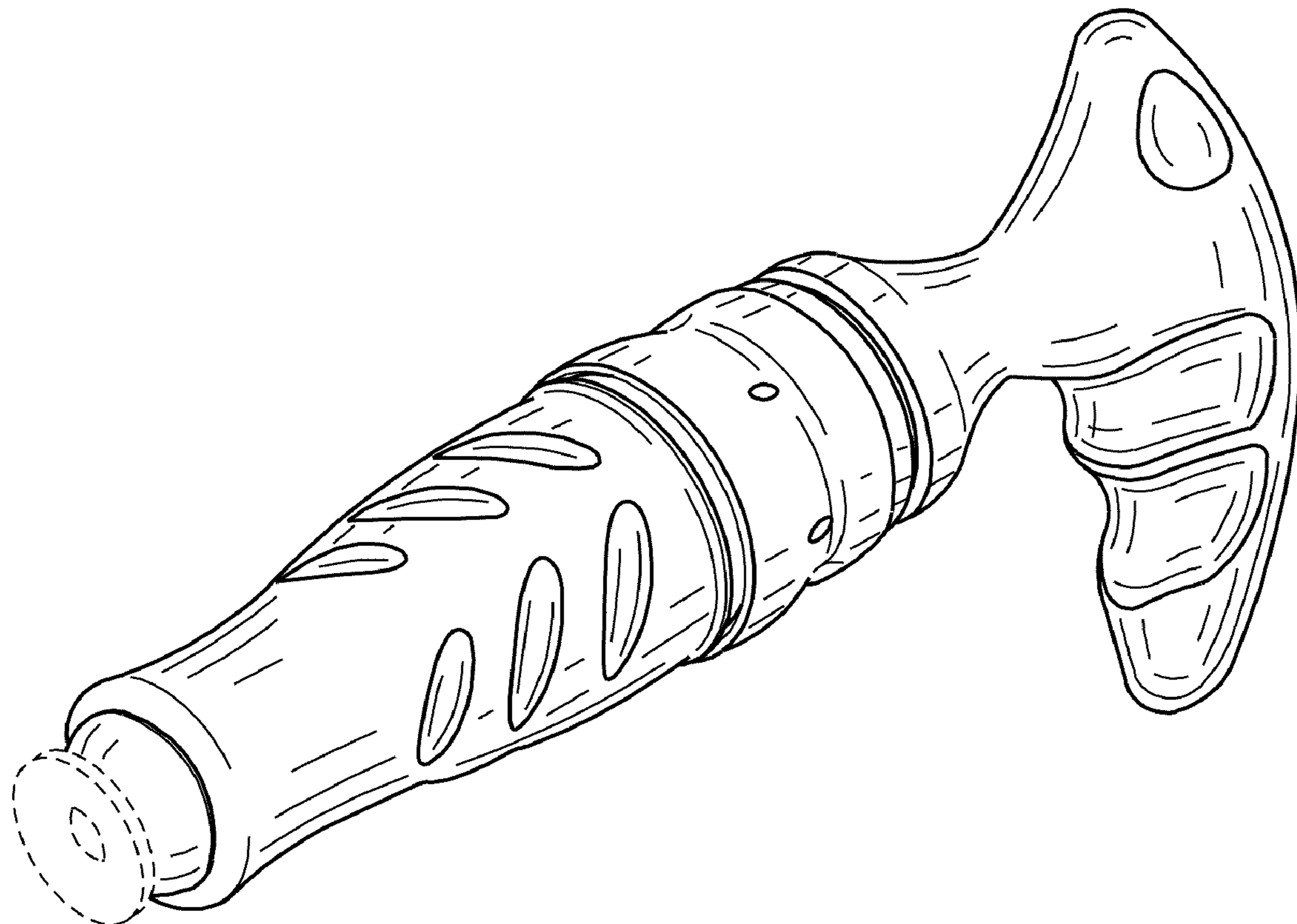




FIG. 1

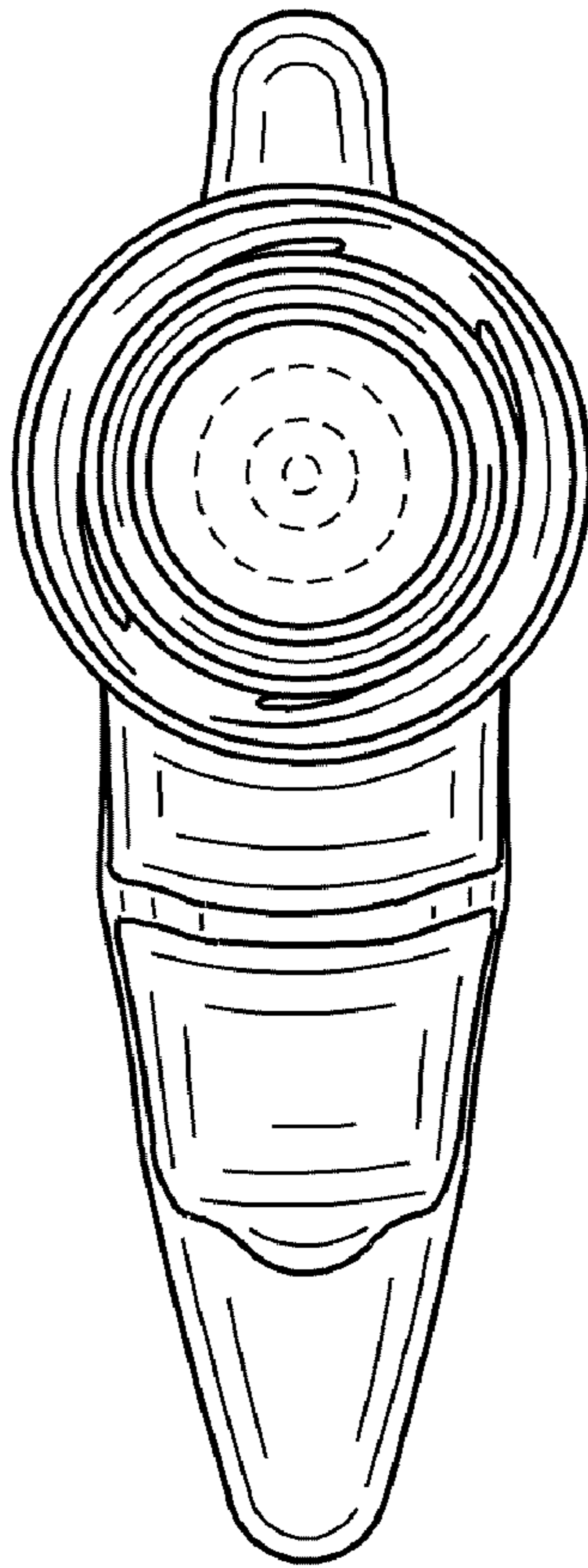


FIG. 2



FIG. 3




FIG. 4

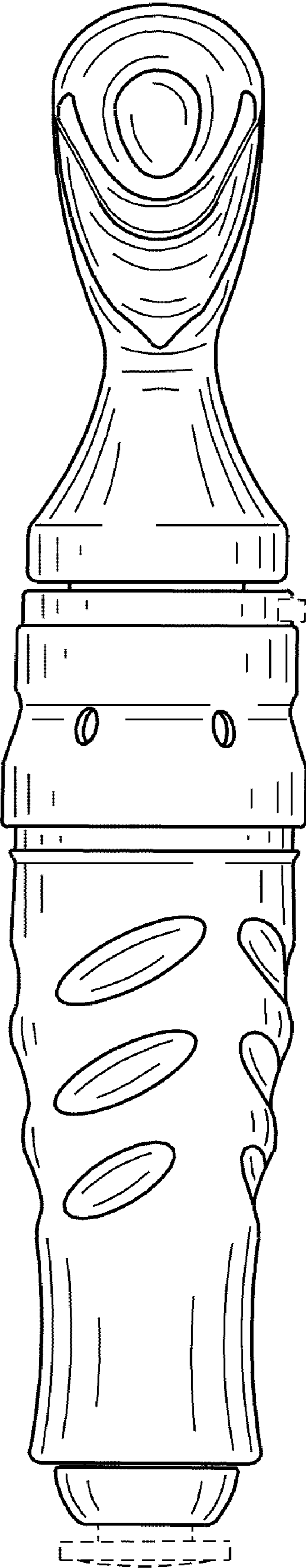


FIG. 5

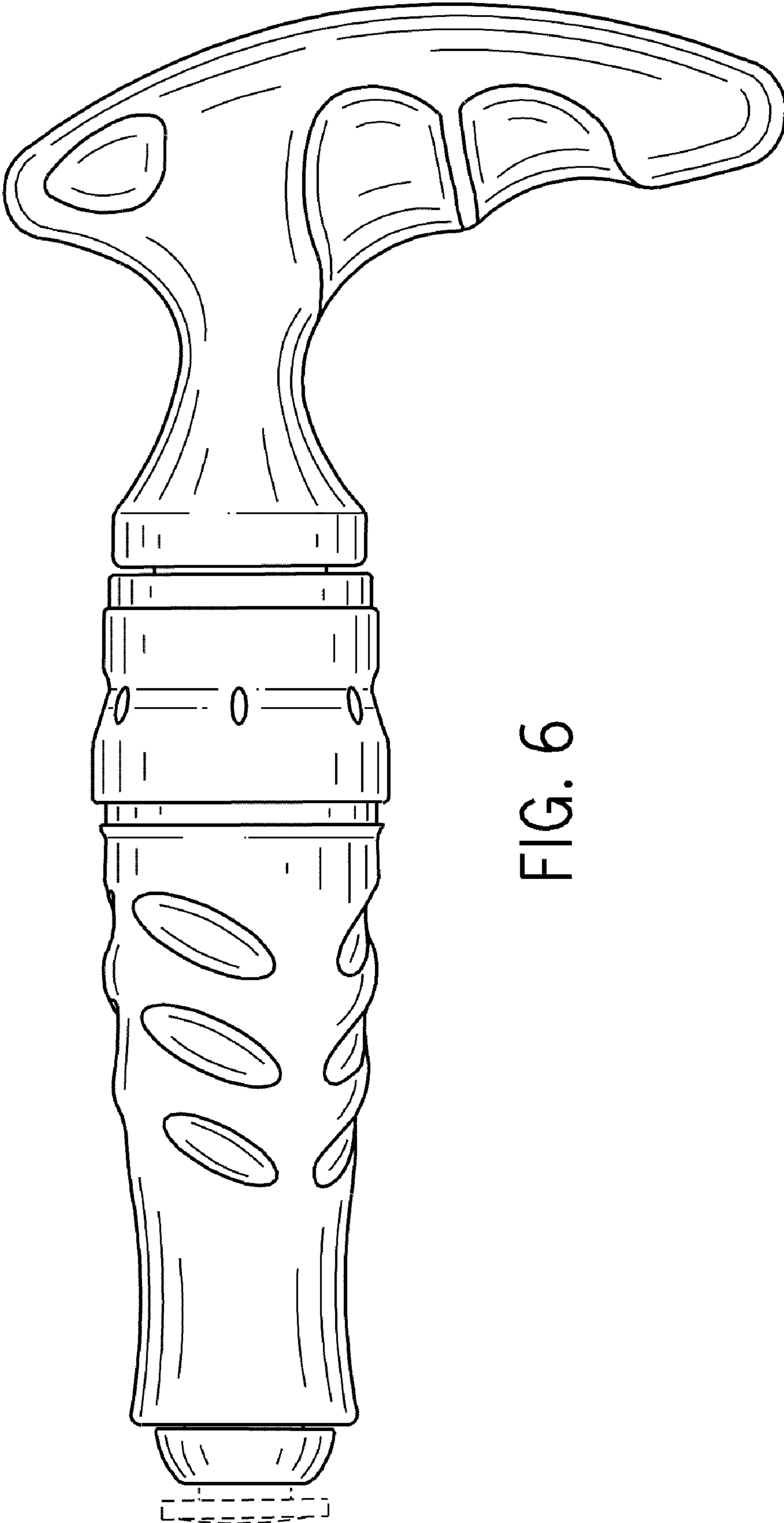


FIG. 6

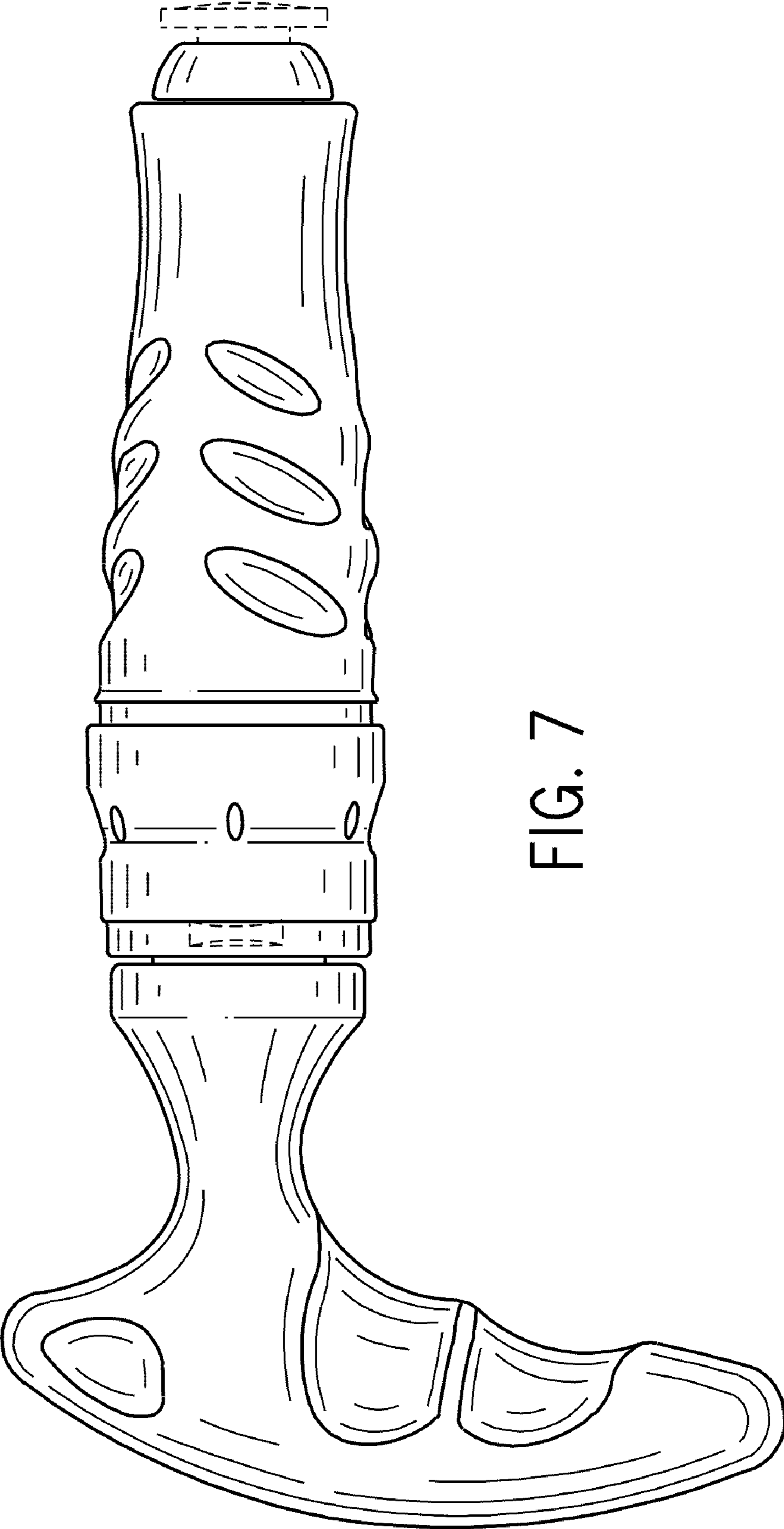


FIG. 7