



US00D646382S

(12) **United States Design Patent**  
**Connor**

(10) **Patent No.:** **US D646,382 S**  
(45) **Date of Patent:** **\*\* Oct. 4, 2011**

(54) **UNDERGARMENT**

(76) Inventor: **Kym Connor**, Westlake Village, CA  
(US)

(\*\*) Term: **14 Years**

(21) Appl. No.: **29/349,604**

(22) Filed: **Apr. 16, 2010**

(51) **LOC (9) Cl.** ..... **24-04**

(52) **U.S. Cl.** ..... **D24/125**

(58) **Field of Classification Search** ..... D24/124-126;  
D2/700, 712, 731, 737, 860, 853; 2/400-403,  
2/228, 406; 604/358, 384, 385.1, 386, 387,  
604/389, 378

See application file for complete search history.

(56) **References Cited**

**U.S. PATENT DOCUMENTS**

6,108,823	A	*	8/2000	Danes	.....	2/403
D440,027	S	*	4/2001	Strougo	.....	D2/712
D445,181	S	*	7/2001	Kramer	.....	D24/125
D450,911	S	*	11/2001	Bell	.....	D2/712
D472,366	S	*	4/2003	Conover-Wise	.....	D2/712
D507,856	S	*	8/2005	Yeramyan et al.	.....	D2/712
D547,861	S	*	7/2007	Chang	.....	D24/126
D564,179	S	*	3/2008	Sutherland	.....	D2/712
D571,531	S	*	6/2008	Grady	.....	D2/712
D630,412	S	*	1/2011	Smith	.....	D2/712
D630,413	S	*	1/2011	Calabria	.....	D2/712
D630,414	S	*	1/2011	Calabria	.....	D2/712

D633,689 S \* 3/2011 Hunt ..... D2/712

\* cited by examiner

*Primary Examiner* — Holly Baynham

*Assistant Examiner* — Michelle E Wilson

(74) *Attorney, Agent, or Firm* — Connolly Bove Lodge & Hutz LLP; Billy A. Robbins

(57) **CLAIM**

The ornamental design for an undergarment, as shown and described.

**DESCRIPTION**

FIG. 1 is a perspective view of the undergarment of the present invention.

FIG. 2 is a front view of the undergarment shown in FIG. 1.

FIG. 3 is a left side view of the undergarment shown in FIG. 1.

FIG. 4 is a rear view of the undergarment shown in FIG. 1.

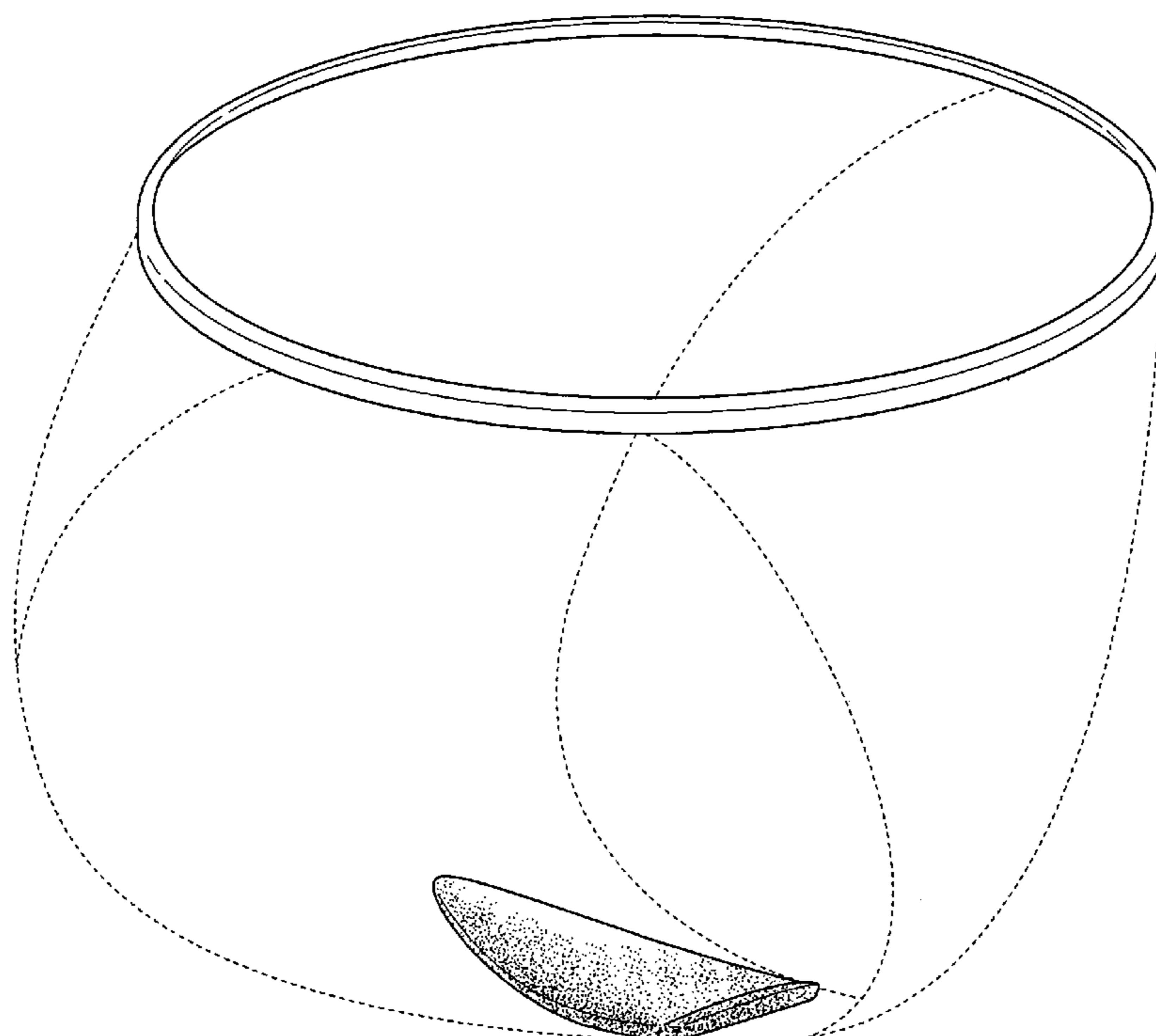
FIG. 5 is a right side view of the undergarment shown in FIG. 1.

FIG. 6 is a top plan view of the undergarment shown in FIG. 1; and,

FIG. 7 is a bottom plan view of the undergarment shown in FIG. 1.

The broken lines showing of an undergarment is included for the purpose of illustrating environmental structure and forms no part of the claimed design.

**1 Claim, 7 Drawing Sheets**



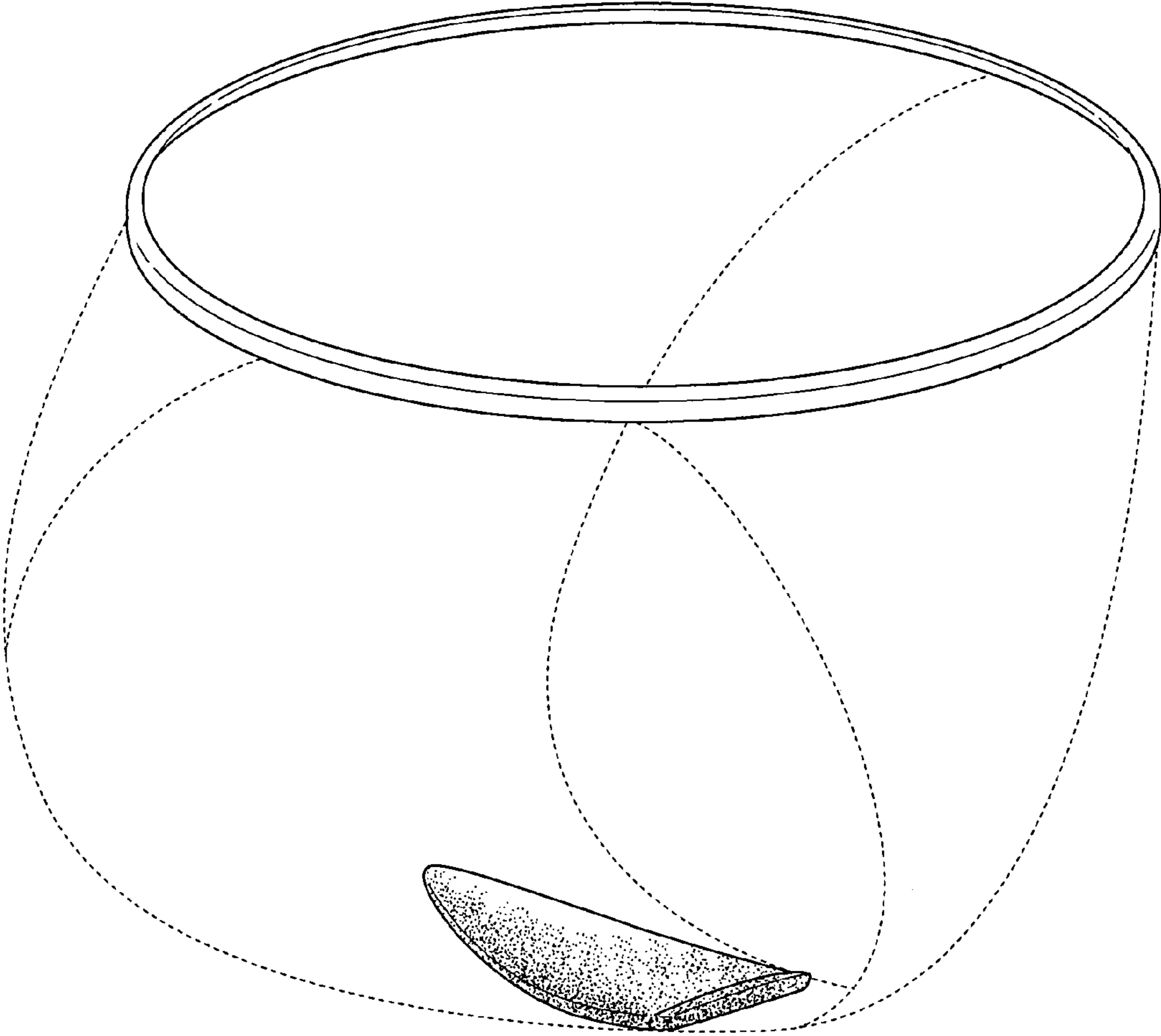


FIG. 1

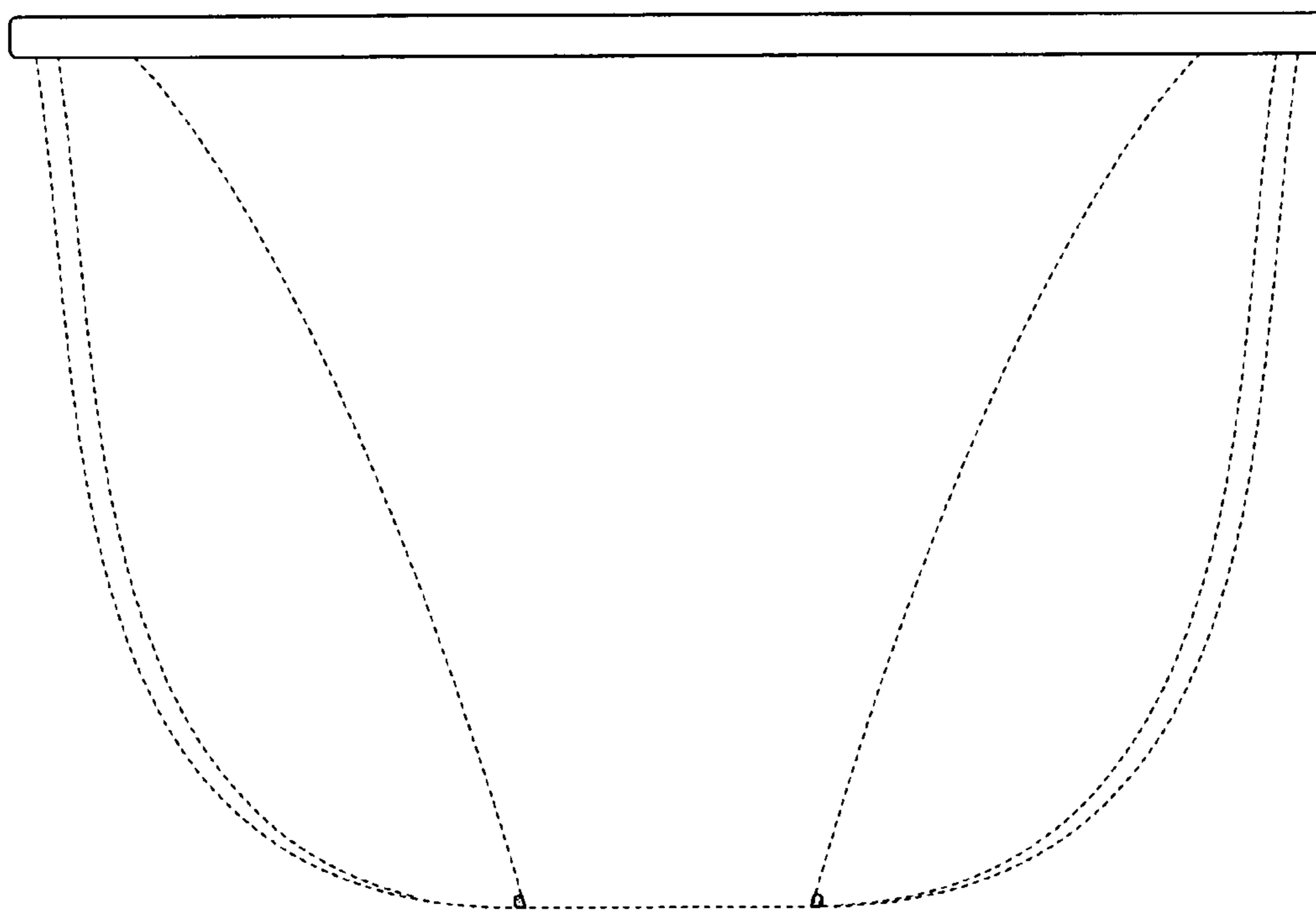




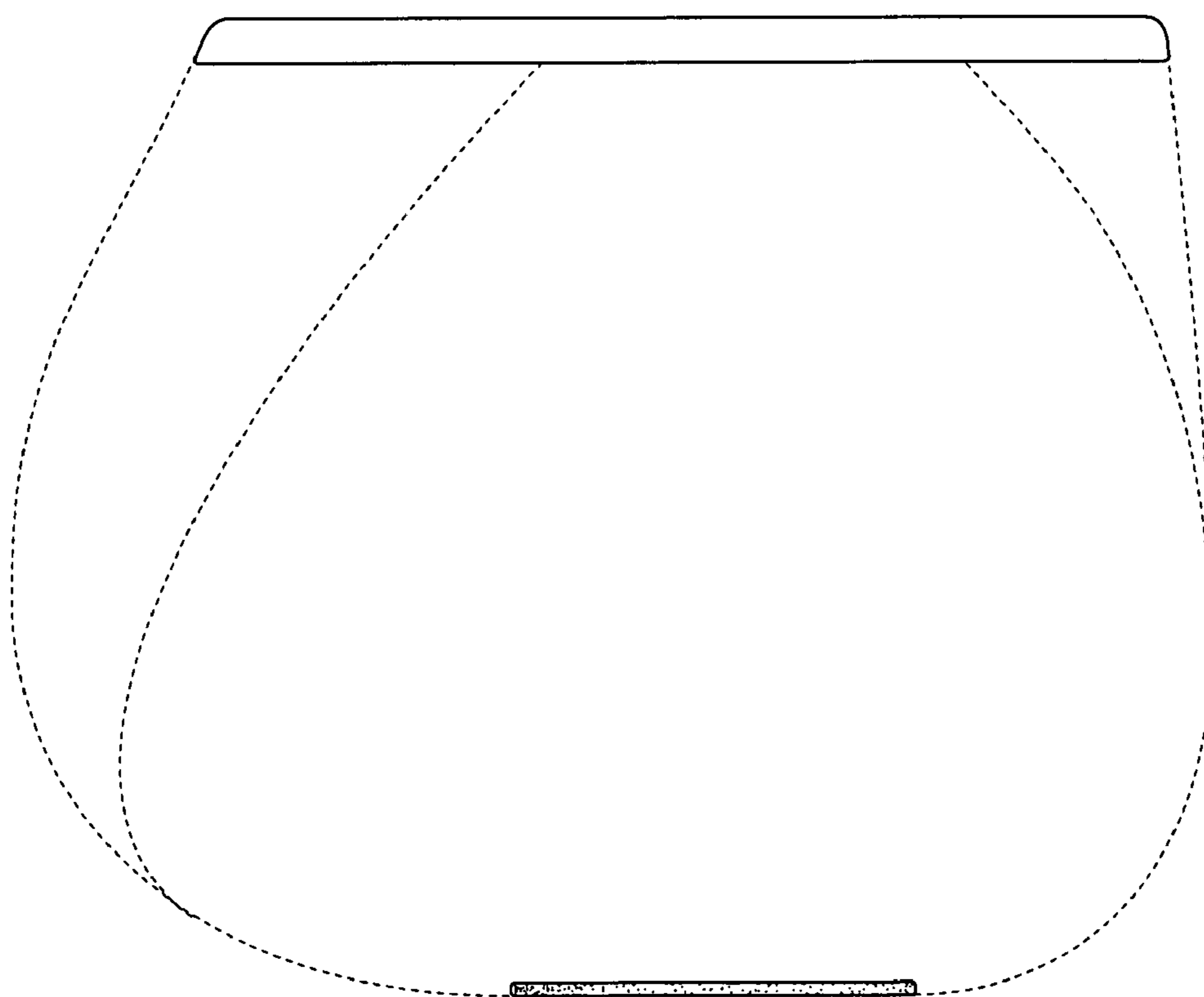
FIG. 2



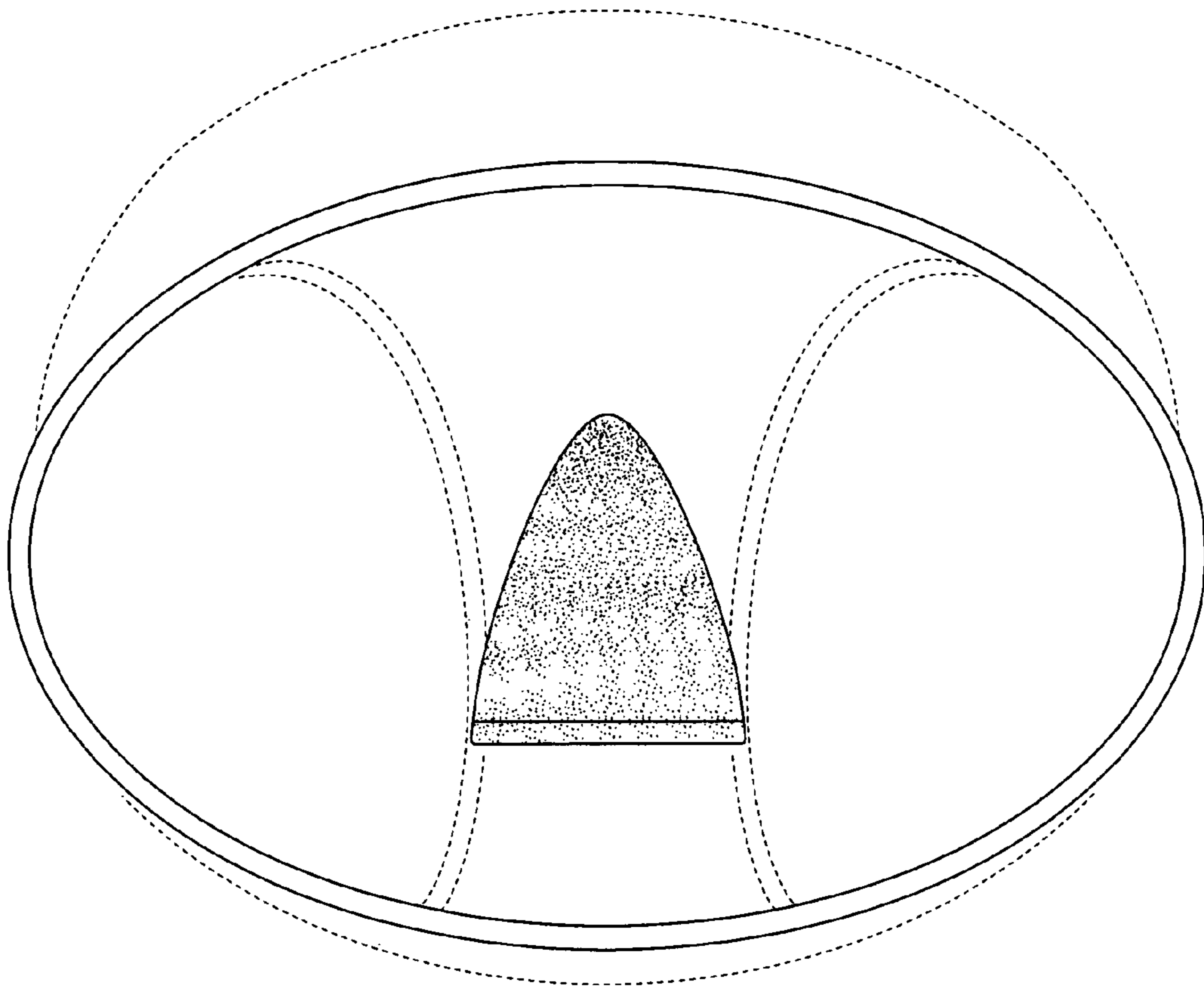
**FIG. 3**



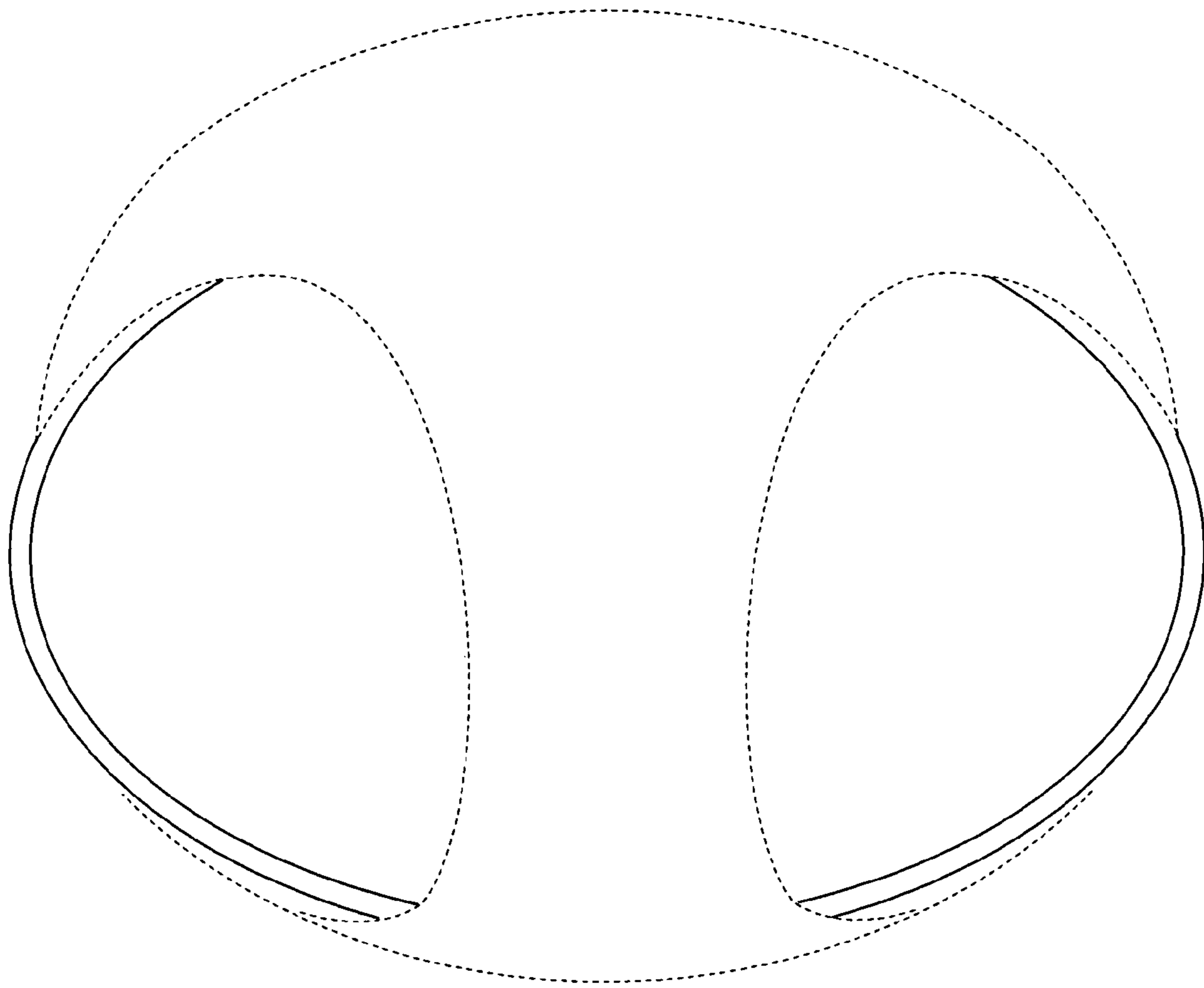
**FIG. 4**



**FIG. 5**



**FIG. 6**



**FIG. 7**