

US00D646378S

(12) **United States Design Patent**  
**Alexander**

(10) **Patent No.:** **US D646,378 S**

(45) **Date of Patent:** **\*\* Oct. 4, 2011**

(54) **RACK FOR FIREWOOD**

(76) Inventor: **Don M Alexander**, Parsons, KS (US)

(\*\*) Term: **14 Years**

(21) Appl. No.: **29/370,170**

(22) Filed: **Jun. 14, 2010**

(51) **LOC (9) Cl.** ..... **23-03**

(52) **U.S. Cl.** ..... **D23/410**

(58) **Field of Classification Search** ..... D23/403-410,  
D23/415-422, 499, 342-350; D7/402, 407,  
D7/408, 416, 417; 40/798; 44/520, 530;  
52/36.3; 126/25 B, 298, 500, 512, 540, 543,  
126/544, 548, 555; 211/49.1, 61.1, 202,  
211/205

See application file for complete search history.

(56) **References Cited**

U.S. PATENT DOCUMENTS

447,297	A *	3/1891	Carpenter	.....	248/58
890,669	A *	6/1908	Low	.....	126/298
D43,863	S *	4/1913	Buchnau	.....	D23/407
D66,961	S *	3/1925	Wilson	.....	D23/406
1,683,420	A *	9/1928	Skube, Jr.	.....	126/544
1,952,457	A *	3/1934	Painter	.....	280/28.18
D196,997	S *	11/1963	Falkenberg	.....	D23/398
D197,102	S *	12/1963	Pryor	.....	D23/398
3,187,901	A *	6/1965	Wilson	.....	211/49.1
3,273,823	A *	9/1966	Taylor, Jr.	.....	242/129
D243,504	S *	3/1977	Morrison	.....	D23/410
D270,493	S *	9/1983	Ose	.....	D3/315
D289,080	S *	3/1987	Einsel	.....	D23/410

4,773,387	A *	9/1988	Zulkowitz	.....	126/152 B
4,978,012	A *	12/1990	Meyers	.....	211/49.1
D338,357	S *	8/1993	Dworkin	.....	D6/462
D381,413	S *	7/1997	Feinsilber	.....	D23/410
5,743,413	A *	4/1998	Noll	.....	211/60.1
6,006,928	A *	12/1999	Parker	.....	211/60.1
D421,297	S *	2/2000	Mele	.....	D23/410
D426,878	S *	6/2000	Denney et al.	.....	D23/410
6,290,073	B1 *	9/2001	Barnes et al.	.....	211/60.1
6,997,332	B1 *	2/2006	Alexander et al.	.....	211/60.1

\* cited by examiner

*Primary Examiner* — Karen S Acker

(57) **CLAIM**

The ornamental design for a rack for firewood, as shown and described.

**DESCRIPTION**

FIG. 1 is a front side elevational view wherein the rear side elevational view is a mirror image of the front side;

FIG. 2 is a top plan view;

FIG. 3 is a bottom plan view;

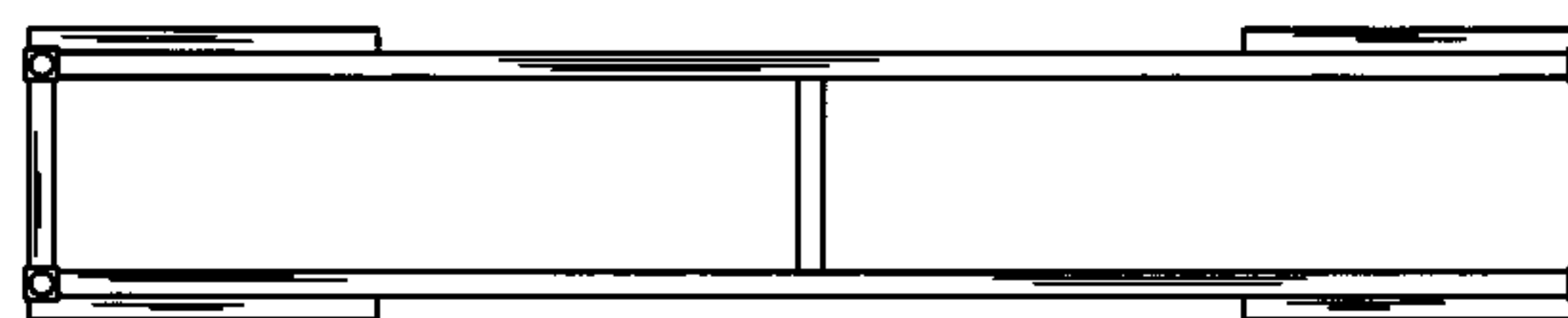
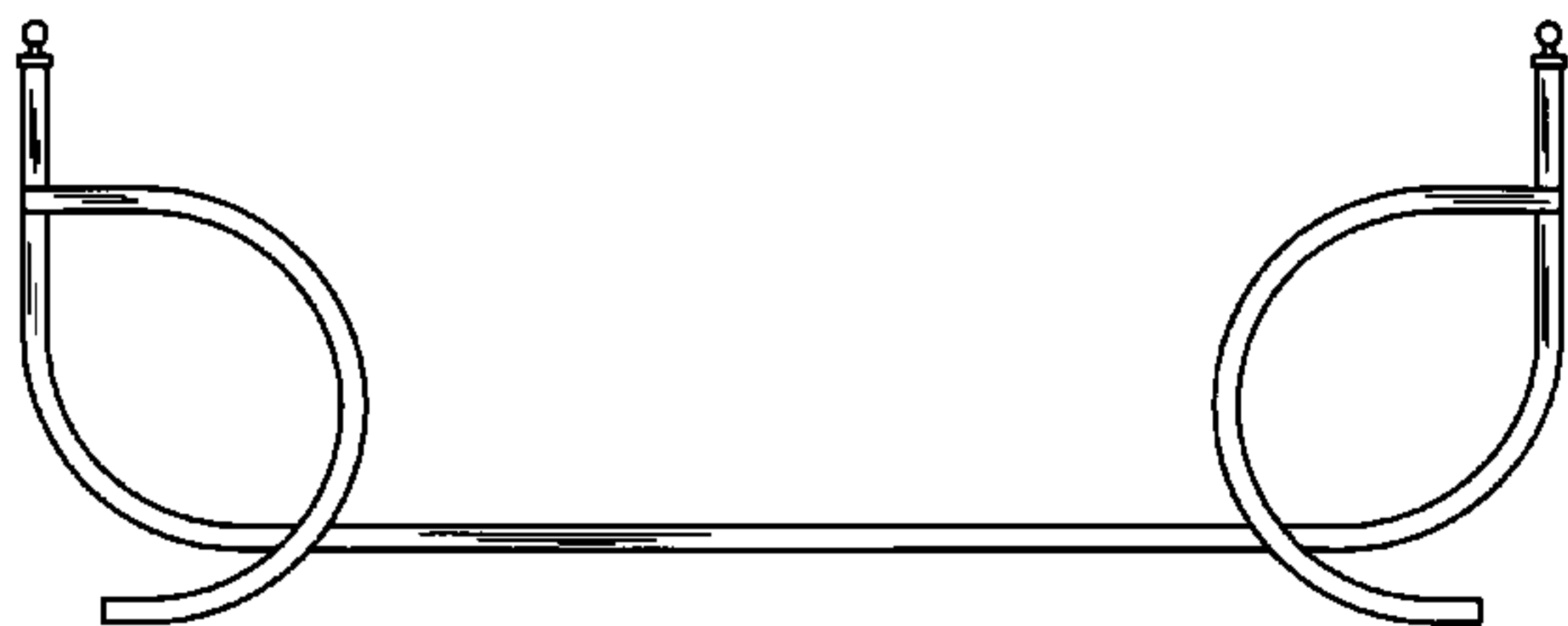
FIG. 4 is a left side elevational view wherein the right side elevational view is a mirror image of the left side; and,

FIG. 5 is an enlarged detail taken from FIG. 4

The broken lines in the drawings represent environmental subject matter which forms no part of the claimed design.

The rack for firewood allows user to separate and organize wood such as flavored smoker wood, seasoned, green wood, and wood of different lengths.

**1 Claim, 2 Drawing Sheets**



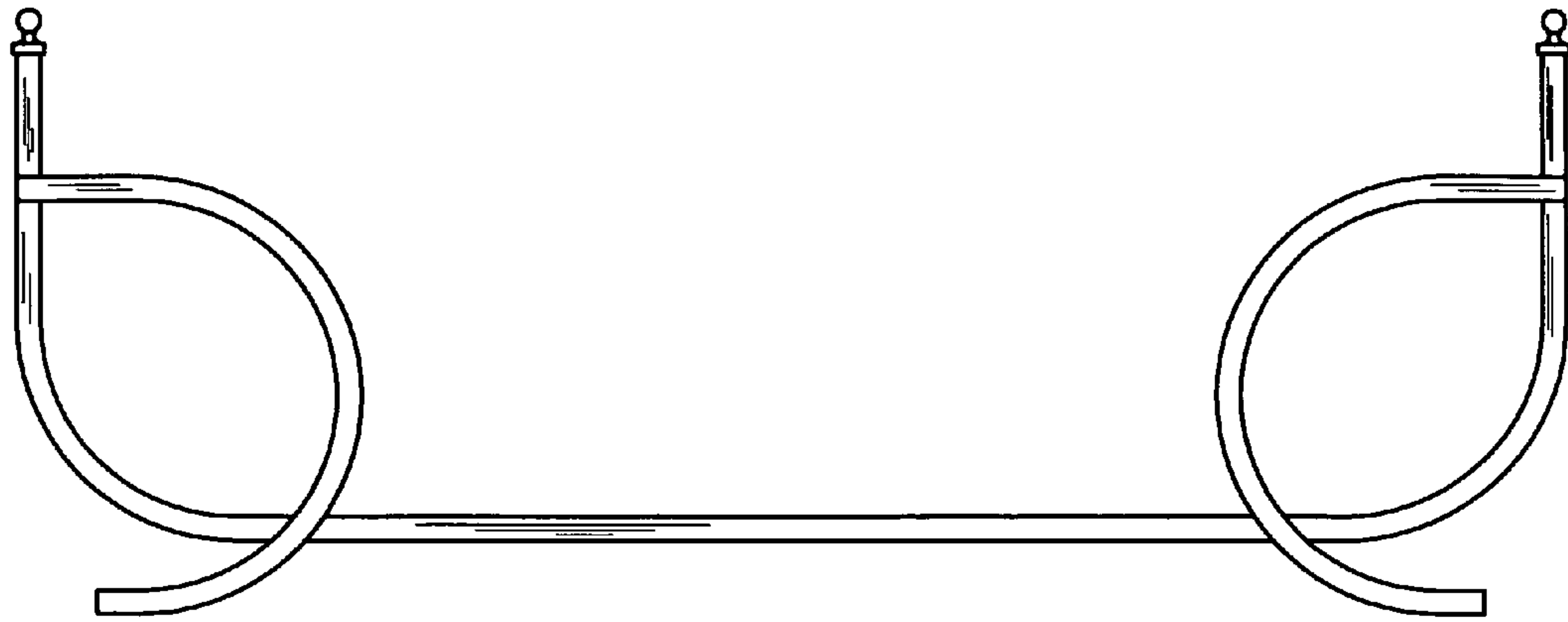


Figure 1

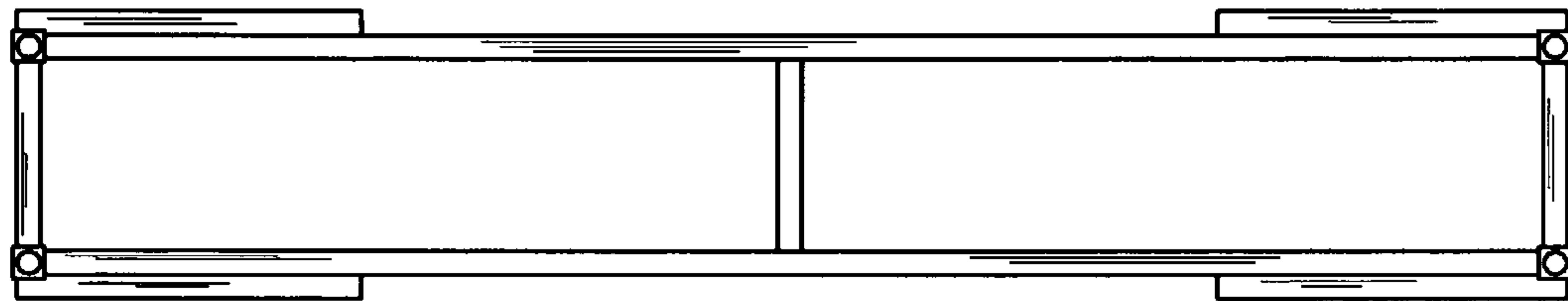


Figure 2

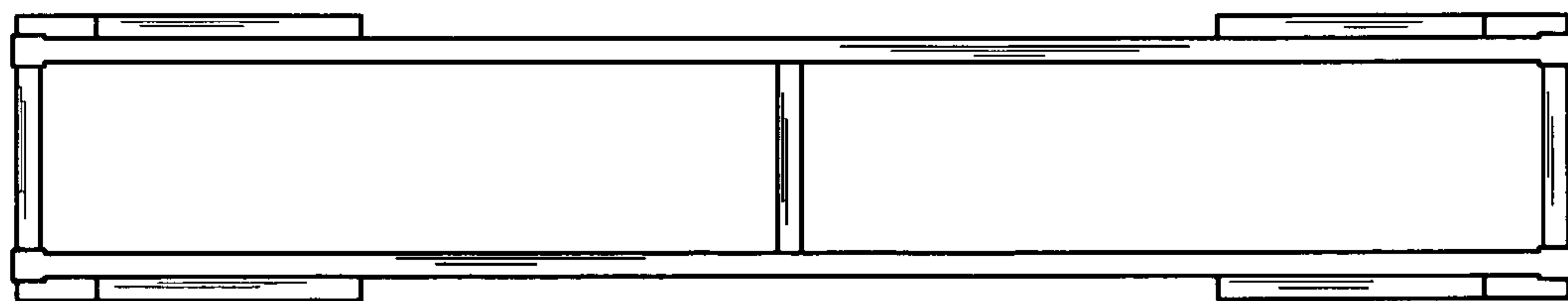


Figure 3

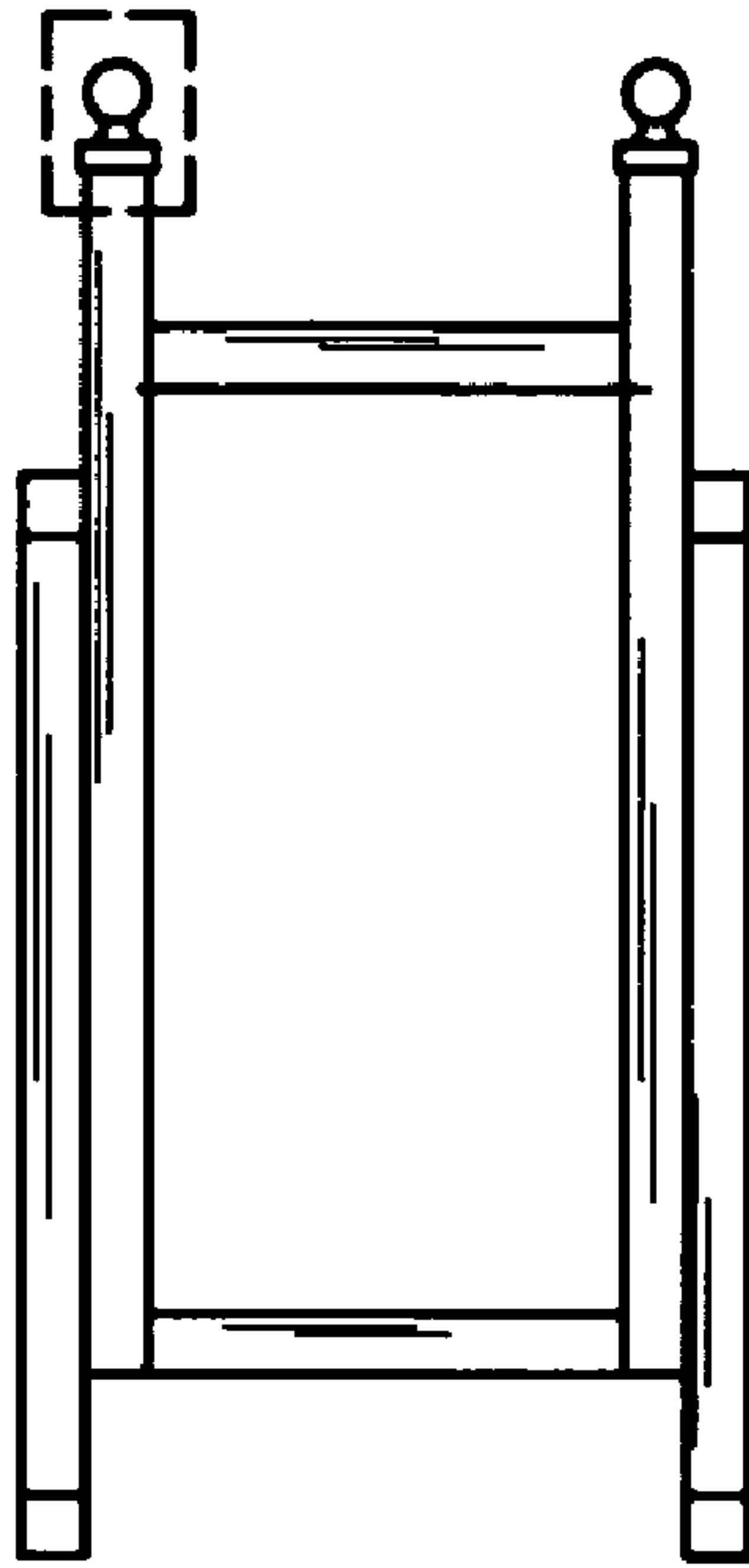


Figure 4

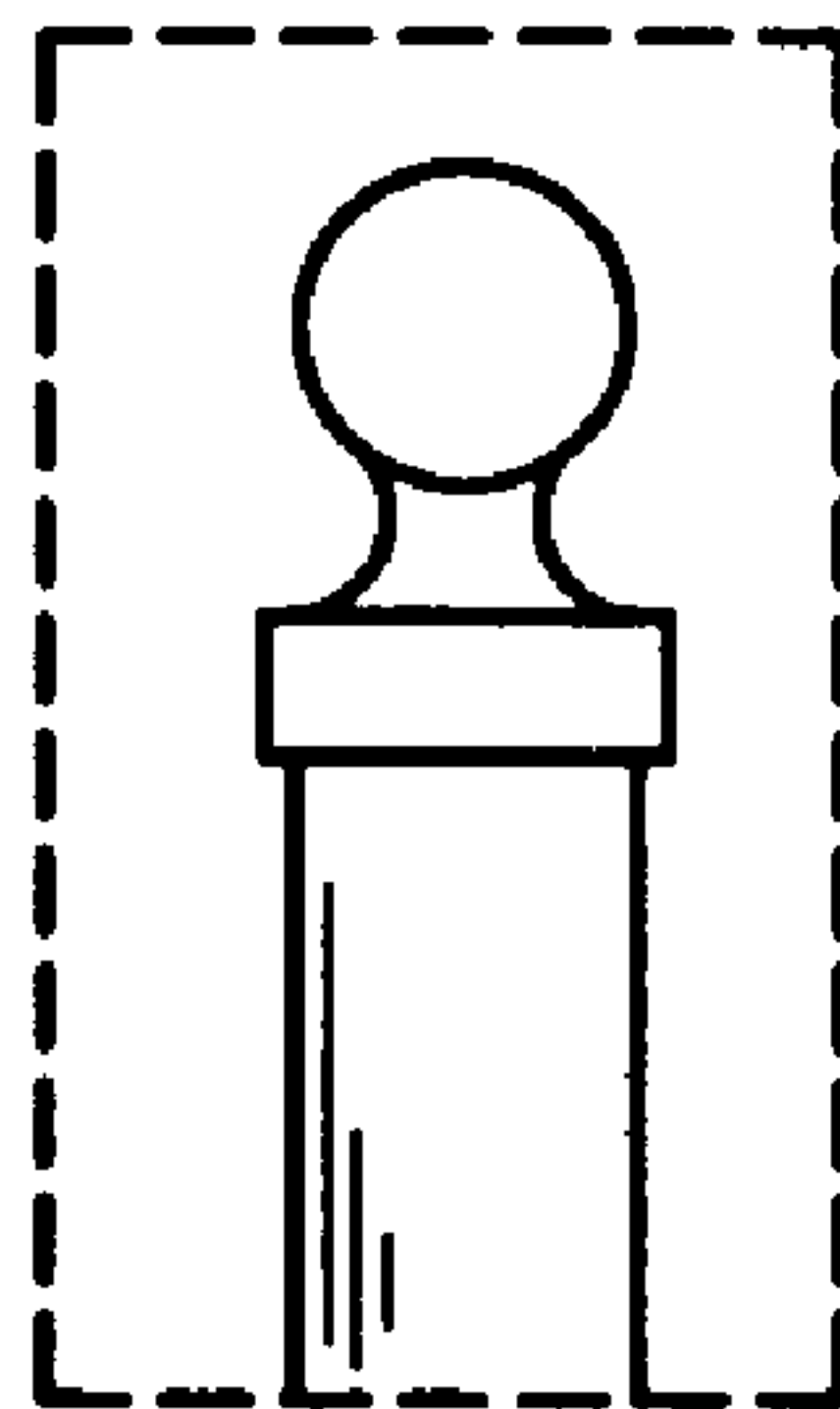


Figure 5