



US00D646377S

(12) **United States Design Patent**
Hadi

(10) **Patent No.:** **US D646,377 S**

(45) **Date of Patent:** **** Oct. 4, 2011**

(54) **FIREPLACE**

(76) **Inventor:** **Mohammed Hadi**, Fort Myers, FL (US)

(**) **Term:** **14 Years**

(21) **Appl. No.:** **29/384,890**

(22) **Filed:** **Feb. 4, 2011**

(51) **LOC (9) Cl.** **23-03**

(52) **U.S. Cl.** **D23/404**

(58) **Field of Classification Search** D23/403-410,
D23/415-422, 499, 342-350; D7/402, 407,
D7/408, 416, 417; 40/798; 44/520, 530;
52/36.3; 126/25 B, 298, 500, 512, 540, 543,
126/544, 548, 555; 160/DIG. 9; 431/263,
431/273, 329

See application file for complete search history.

(56) **References Cited**

U.S. PATENT DOCUMENTS

D461 S *	6/1852	Thompson	D23/405
D24,478 S *	7/1895	Porter	D23/404
D29,716 S *	11/1898	Camensch	D23/405
D35,384 S *	12/1901	Schoonmaker	D23/405

D36,068 S *	9/1902	Dudgeon	D23/405
D36,073 S *	9/1902	Dudgeon	D23/405
D213,614 S *	3/1969	Gorman	D23/404
D244,137 S *	4/1977	Gorman	D23/404
D255,484 S *	6/1980	Gorman	D23/404
D327,735 S *	7/1992	Smith et al.	D23/345
6,056,083 A *	5/2000	Daniell	181/199

* cited by examiner

Primary Examiner — Karen S Acker


(57) **CLAIM**

The ornamental design for a fireplace, as shown and described.

DESCRIPTION

FIG. 1 is a front perspective view for a Fireplace showing my new and original design;
FIG. 2 is a front elevation view thereof;
FIG. 3 is a right side elevation view thereof; and,
FIG. 4 is a left side elevation view thereof.
The broken lines showing of environment are for illustrative purposes only and form no part of the claimed design.
The bottom, back and top sides of the fireplace form no part of the claimed design.

1 Claim, 3 Drawing Sheets






FIG. 1




FIG. 2

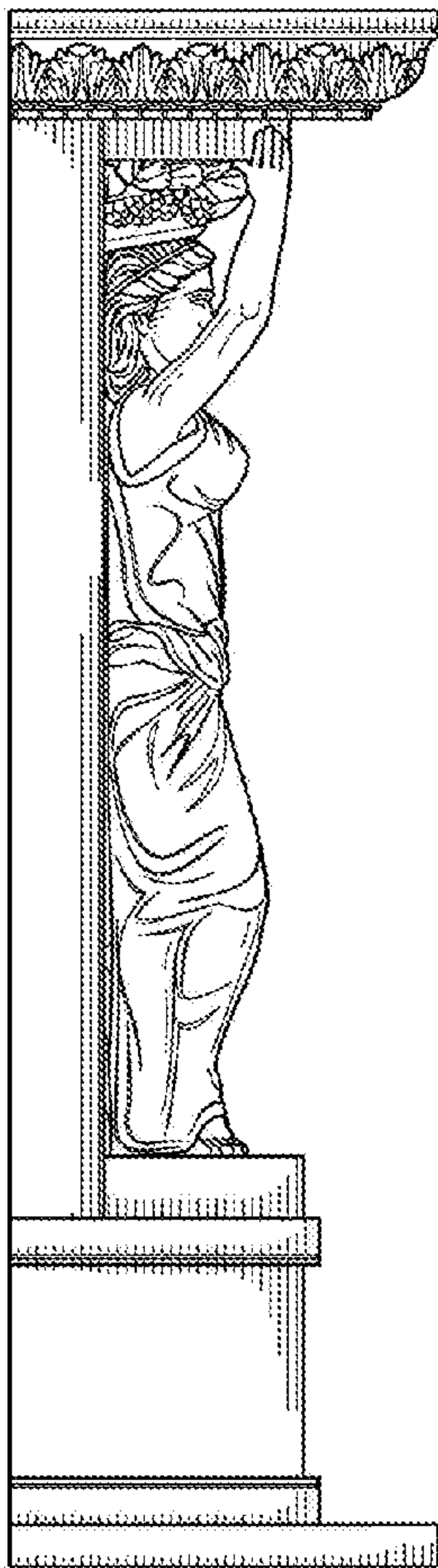


FIG. 3




FIG. 4