



US00D646364S

(12) **United States Design Patent**
Parekh

(10) **Patent No.:** **US D646,364 S**

(45) **Date of Patent:** **** Oct. 4, 2011**

(54) **KITCHEN SINK**

(75) Inventor: **Chirag Parekh**, Gujarat (IN)

(73) Assignee: **Acrysil Limited**, Bhavnagar (IN)

(**) Term: **14 Years**

(21) Appl. No.: **29/387,899**

(22) Filed: **Mar. 21, 2011**

(51) **LOC (9) Cl.** **23-02**

(52) **U.S. Cl.** **D23/290**

(58) **Field of Classification Search** D23/272-274,
D23/284, 286-287, 290, 293.1, 303, 308;
4/619, 639, 642

See application file for complete search history.

(56) **References Cited**

U.S. PATENT DOCUMENTS

D464,125 S *	10/2002	Bayer et al.	D23/290
D527,808 S *	9/2006	Wozniczka et al.	D23/290
D586,443 S *	2/2009	Ziemann et al.	D23/290
D635,228 S *	3/2011	Eilmus et al.	D23/290

* cited by examiner

Primary Examiner — Robert Delehanty

(74) *Attorney, Agent, or Firm* — Robert P. Michal, Esq.;
Lucas & Mercanti, LLP

(57) **CLAIM**

The ornamental design for a kitchen sink, as shown and described.

DESCRIPTION

FIG. 1 is a front elevation view of the kitchen sink showing my new design;

FIG. 2 is a rear elevation view thereof;

FIG. 3 is a top plan view thereof;


FIG. 4 is a top perspective view thereof;

FIG. 5 is a left side view thereof;

FIG. 6 is a bottom view thereof; and,

FIG. 7 is a right side view thereof.

1 Claim, 7 Drawing Sheets






FIG. 1




FIG. 2

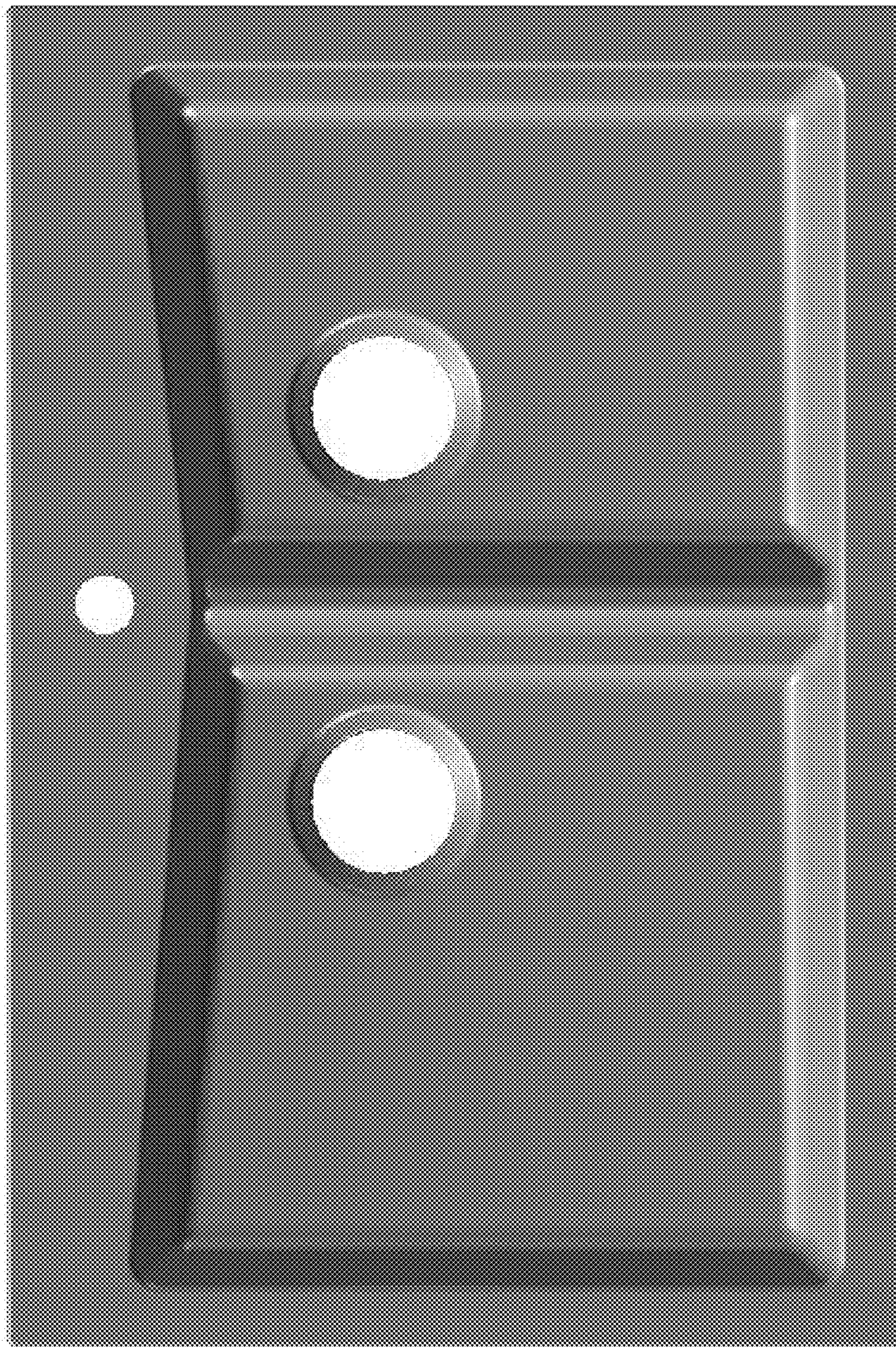


FIG. 3




FIG. 4




FIG. 5




FIG. 6




FIG. 7