



US00D646355S

(12) **United States Design Patent**  
**Gessi**

(10) **Patent No.:** **US D646,355 S**

(45) **Date of Patent:** **\*\* Oct. 4, 2011**

(54) **FAUCET**

(75) **Inventor:** **Gian Luca Gessi, Vercelli (IT)**

(73) **Assignee:** **GESSI SpA (IT)**

(\*\*) **Term:** **14 Years**

(21) **Appl. No.:** **29/376,646**

(22) **Filed:** **Oct. 8, 2010**

(30) **Foreign Application Priority Data**

Apr. 9, 2010 (IT) ..... MI2010O000070

(51) **LOC (9) Cl.** ..... **23-01**

(52) **U.S. Cl.** ..... **D23/238**

(58) **Field of Classification Search** ..... D23/238–243,  
D23/250, 255; 4/675–678; 137/801

See application file for complete search history.

(56) **References Cited**

**U.S. PATENT DOCUMENTS**

D479,740 S	*	9/2003	Citterio	.....	D23/242
D535,358 S	*	1/2007	Demmer et al.	.....	D23/238
D546,922 S	*	7/2007	Demmer et al.	.....	D23/238
D550,813 S	*	9/2007	Lammel et al.	.....	D23/238
D626,198 S	*	10/2010	Lammel et al.	.....	D23/238

**OTHER PUBLICATIONS**

Franke, Kitchen Systems, Eviers, Robinets, Separateurs de Dechets

et Hottes, Manuel de vente 2008, Franke for Kitchens without Compromise, 3 pages, published prior to Oct. 8, 2009.

Franke, Homos, Placas, Campanas, Lavavajillas, Frio, Gestión de Residuos, Grifos, Fregaderos, Catalog de Ventas No. 60, 2006, 3 pages, published prior to Oct. 8, 2009.

Eisinger Swiss, Rubinetti E Distributori 2008, Eisinger Swiss—per cucine uniche, Eisinger Svizzera 2008, 2 pages, published prior to Oct. 8, 2009.

Sterling, Retail Price List Including VAT, Jun. 2008, The Sink & Tap Book, 2 pages, published prior to Oct. 8, 2009.

\* cited by examiner

*Primary Examiner* — Robert Delehanty

(74) *Attorney, Agent, or Firm* — Fish & Richardson P.C.

(57) **CLAIM**

The ornamental design for a faucet, substantially as shown and described.

**DESCRIPTION**

FIG. 1 is a front view of a faucet, showing my design.

FIG. 2 is a back view of the faucet.

FIG. 3 is a right side view of the faucet.

FIG. 4 is a left side view of the faucet.

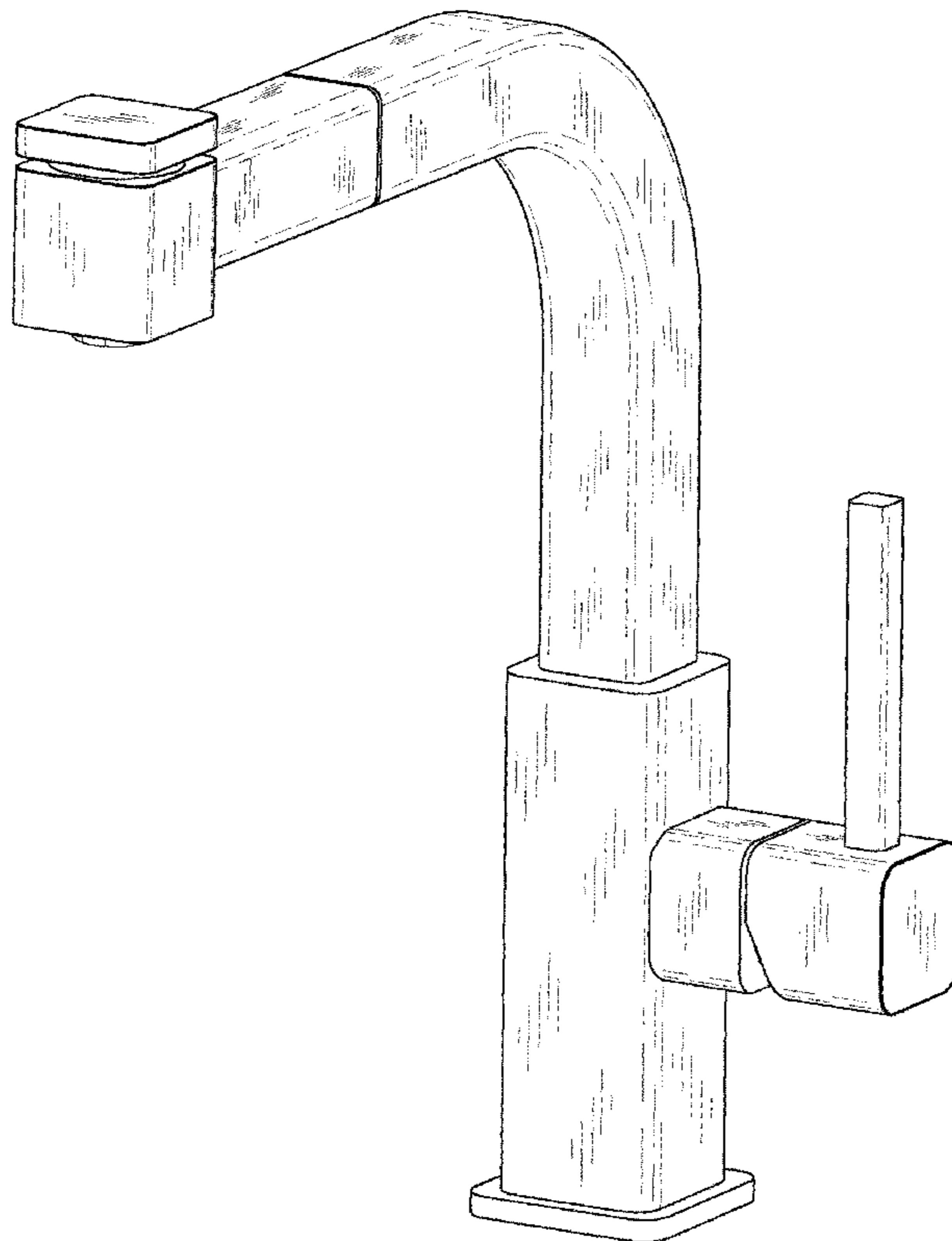
FIG. 5 is a top view of the faucet.

FIG. 6 is a bottom view of the faucet; and,

FIG. 7 is a perspective view of the faucet.

The broken lines define the bounds of the claimed design and form no part thereof.

**1 Claim, 7 Drawing Sheets**



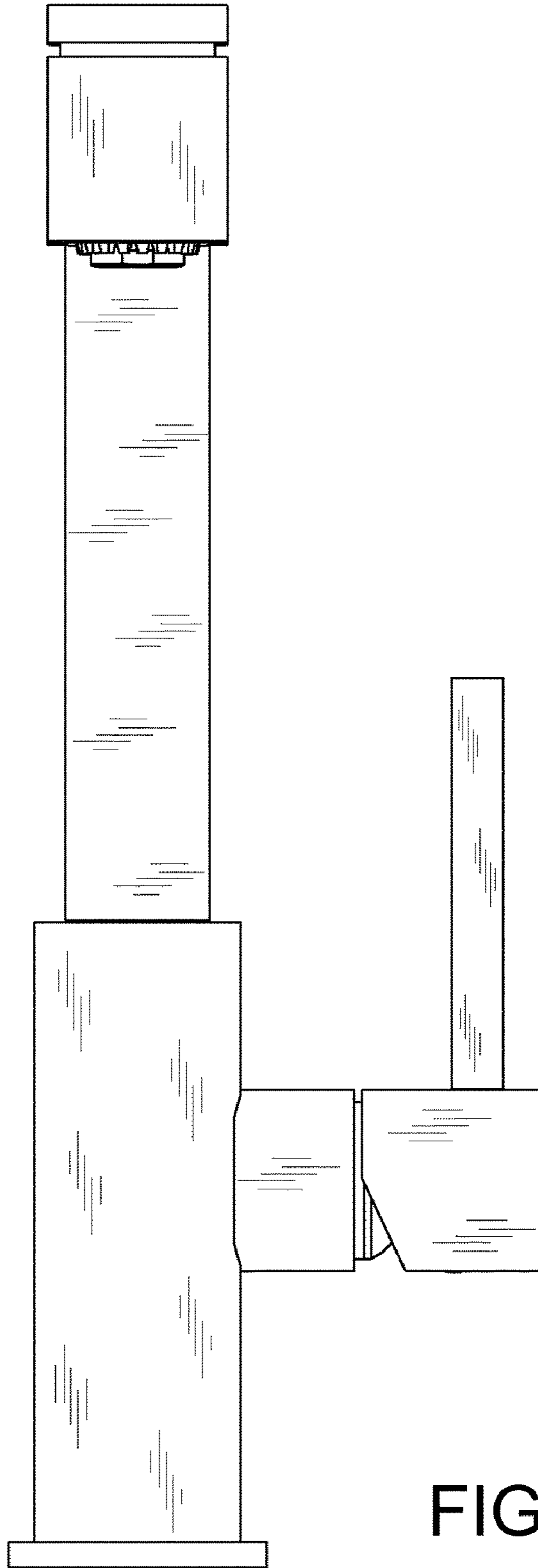


FIG. 1

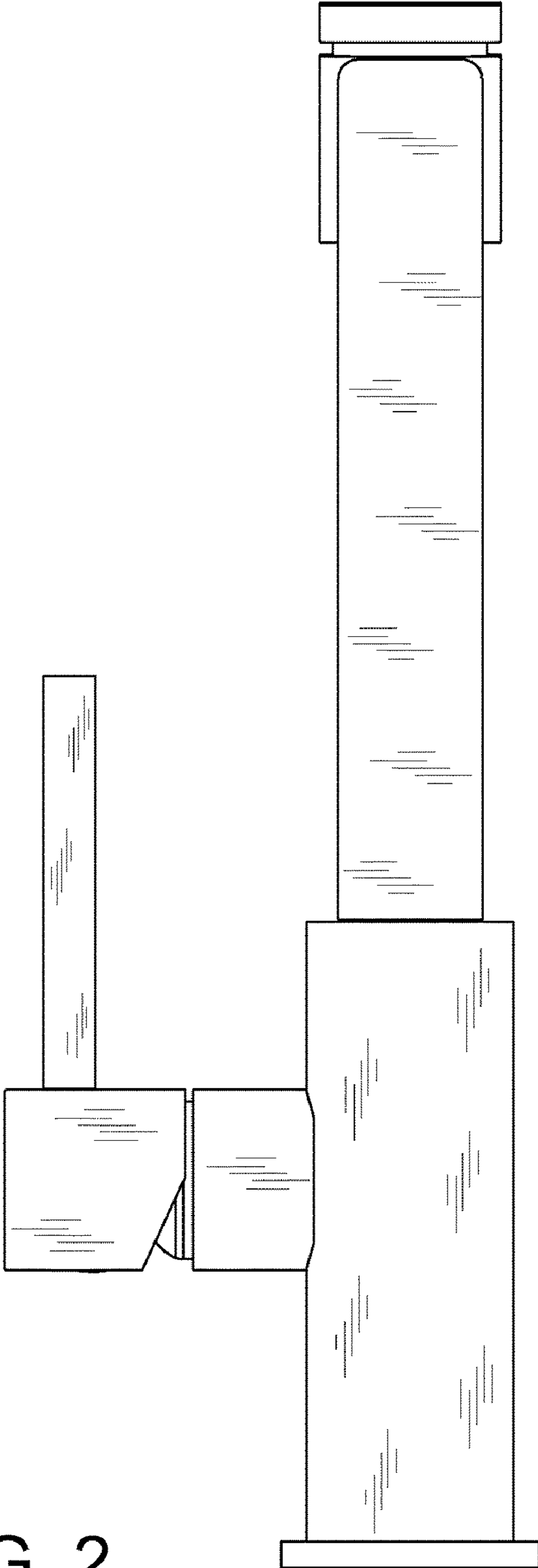


FIG. 2

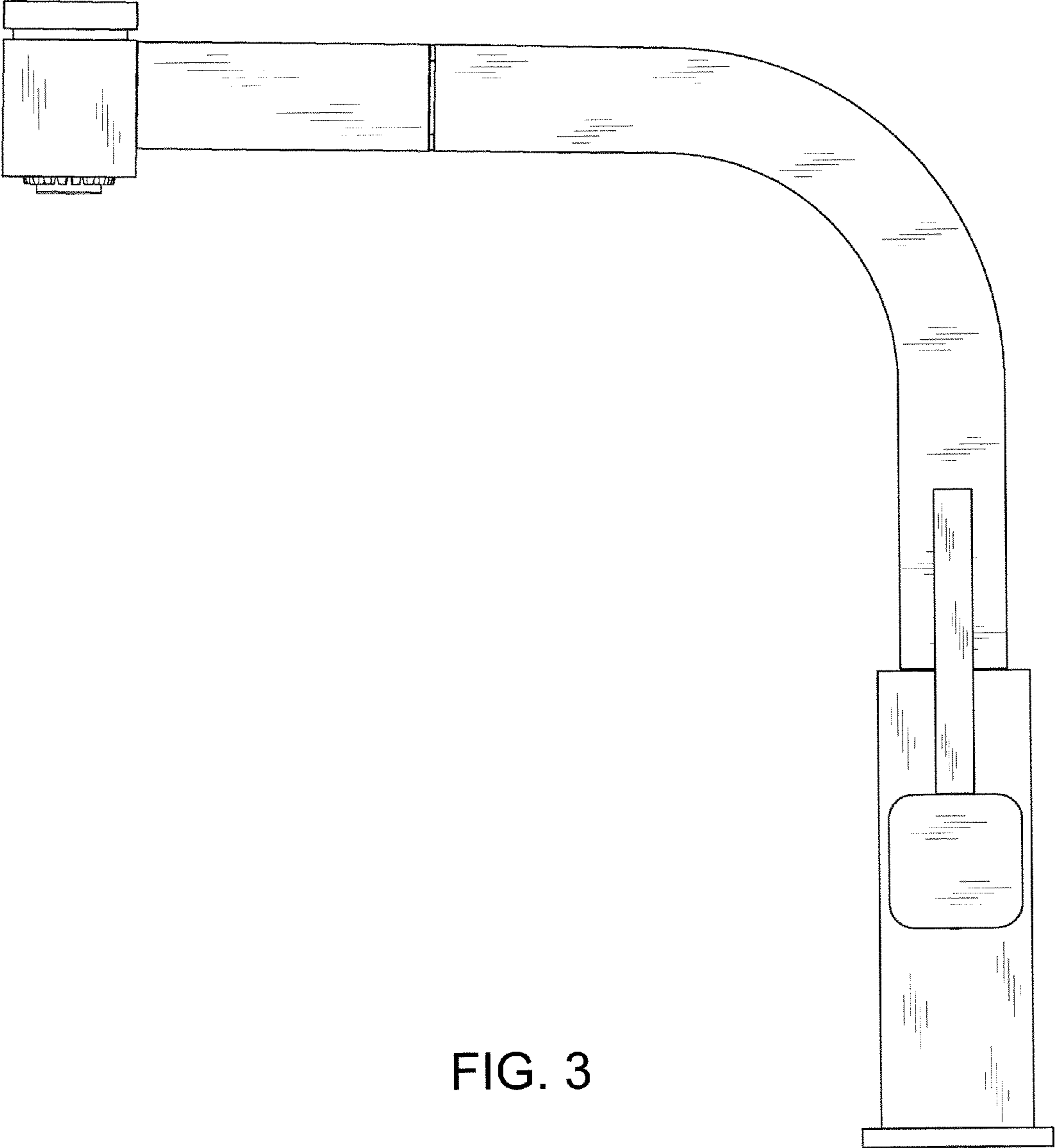


FIG. 3

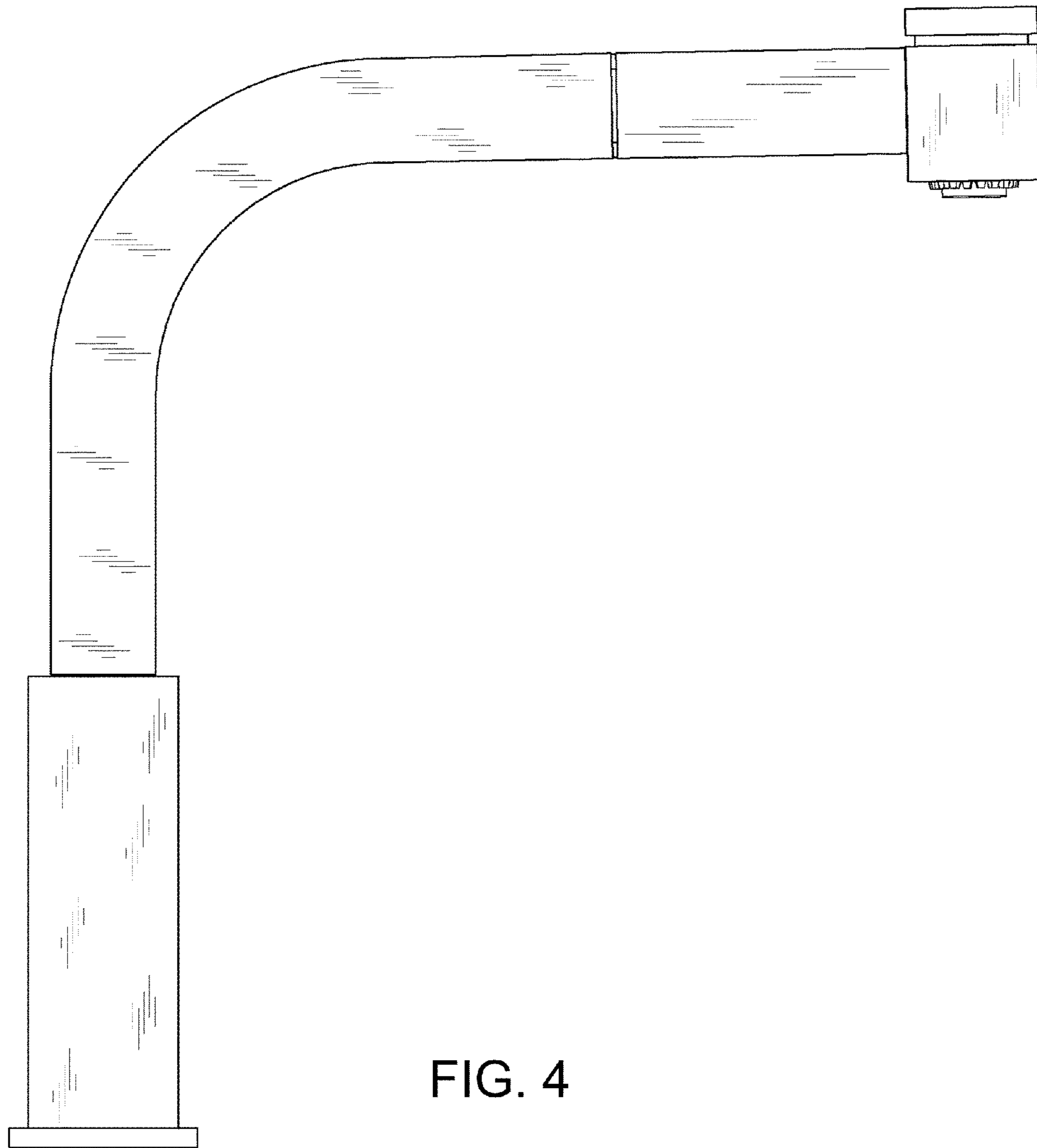


FIG. 4




FIG. 5

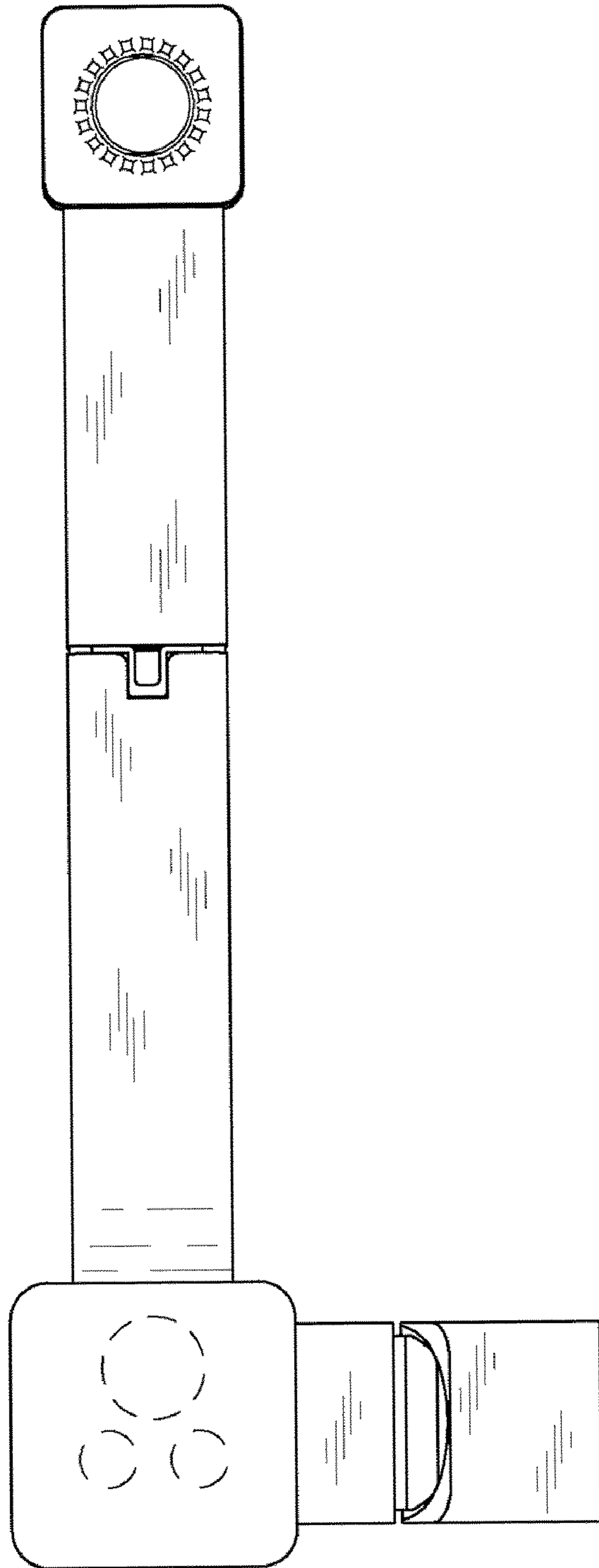


FIG. 6



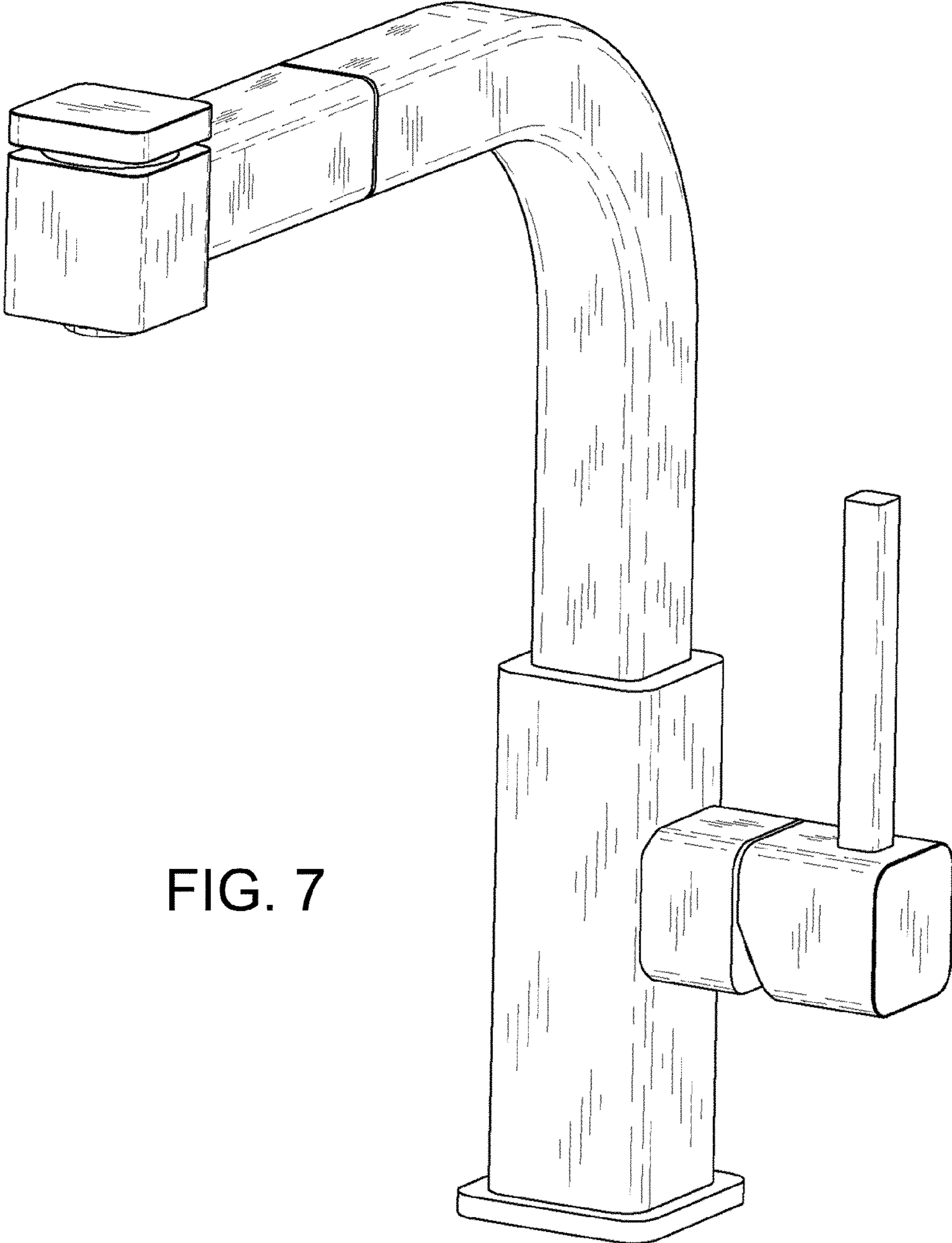


FIG. 7