



US00D646352S

(12) **United States Design Patent**
Krayer et al.

(10) **Patent No.:** **US D646,352 S**

(45) **Date of Patent:** **** Oct. 4, 2011**

(54) **PAINT SPRAY GUN**

(75) Inventors: **Elmar Krayer**, Langenargen (DE);
Alfred Göhring, Salem (DE); **Thomas**
Jeltsch, Friedrichshafen (DE); **Jens**
Ulbrich, Friedrichshafen (DE);
Christoph Welte, Überlingen (DE)

(73) Assignee: **J. Wagner GmbH**, Markdorf (DE)

(**) Term: **14 Years**

(21) Appl. No.: **29/391,158**

(22) Filed: **May 4, 2011**

Related U.S. Application Data

(62) Division of application No. 29/375,825, filed on Sep. 28, 2010.

(30) **Foreign Application Priority Data**

Sep. 24, 2010 (EM) 001759051

(51) **LOC (9) Cl.** **23-01**

(52) **U.S. Cl.** **D23/226**

(58) **Field of Classification Search** D23/213,
D23/223, 226; 239/525-527, 530, DIG. 14

See application file for complete search history.

(56) **References Cited**

U.S. PATENT DOCUMENTS

D571,434 S *	6/2008	Renner	D23/223
D573,691 S *	7/2008	Busschaert et al.	D23/226
D581,015 S *	11/2008	Zingoni	D23/226
D582,513 S *	12/2008	Zingoni	D23/226
D600,778 S *	9/2009	Meyer	D23/226
D636,846 S *	4/2011	Shoemaker	D23/213

* cited by examiner

Primary Examiner — Robin V Webster

(74) *Attorney, Agent, or Firm* — Burr & Brown

(57) **CLAIM**

The ornamental design for a paint spray gun, as shown and described.

DESCRIPTION

FIG. 1 is front perspective view of a paint spray gun illustrating our new design;
FIG. 2 a left side view thereof;
FIG. 3 is right side view thereof;
FIG. 4 is a rear side view thereof;
FIG. 5 is a front view thereof;
FIG. 6 is an enlarged top plan view thereof; and,
FIG. 7 is a bottom plan view thereof.

1 Claim, 7 Drawing Sheets

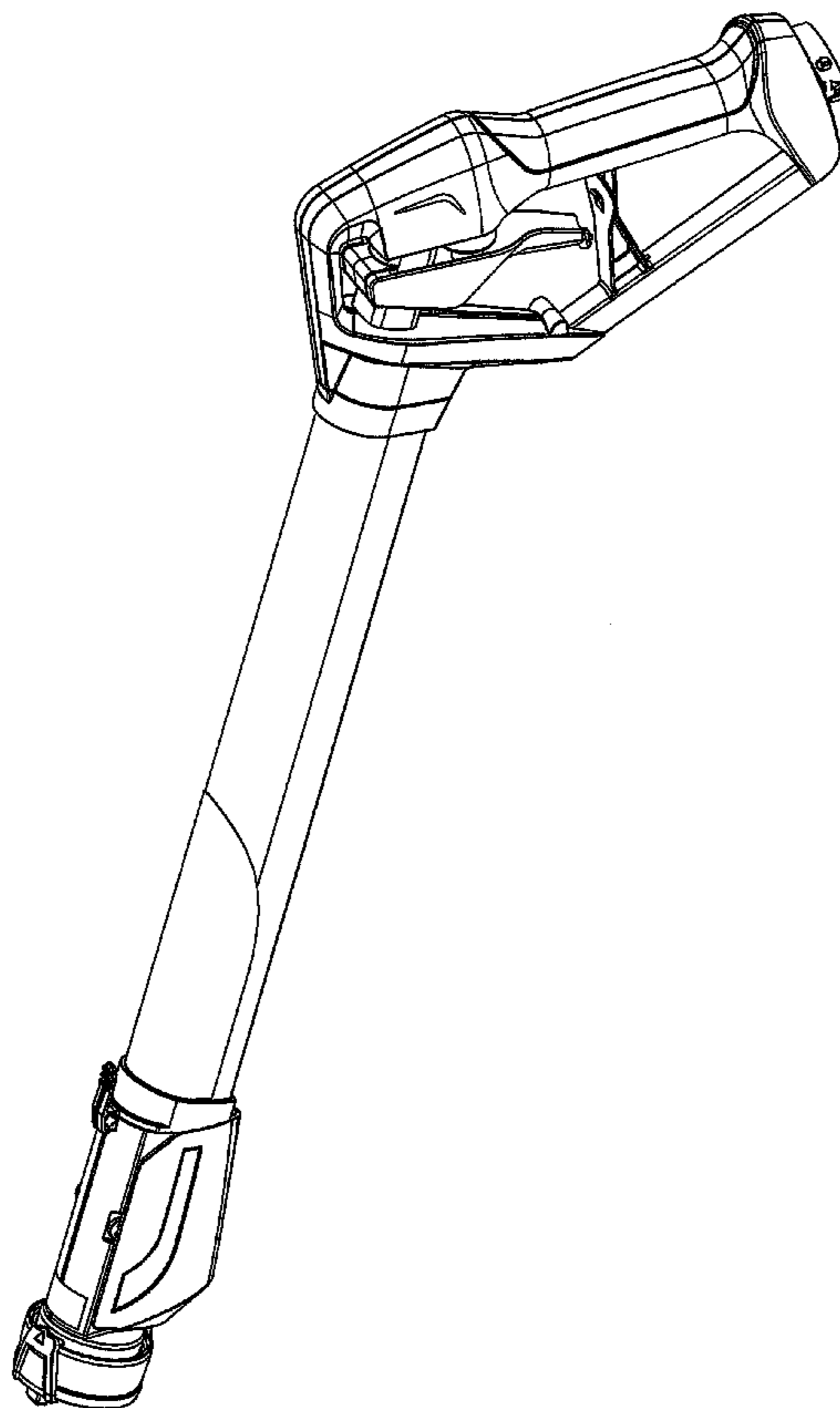
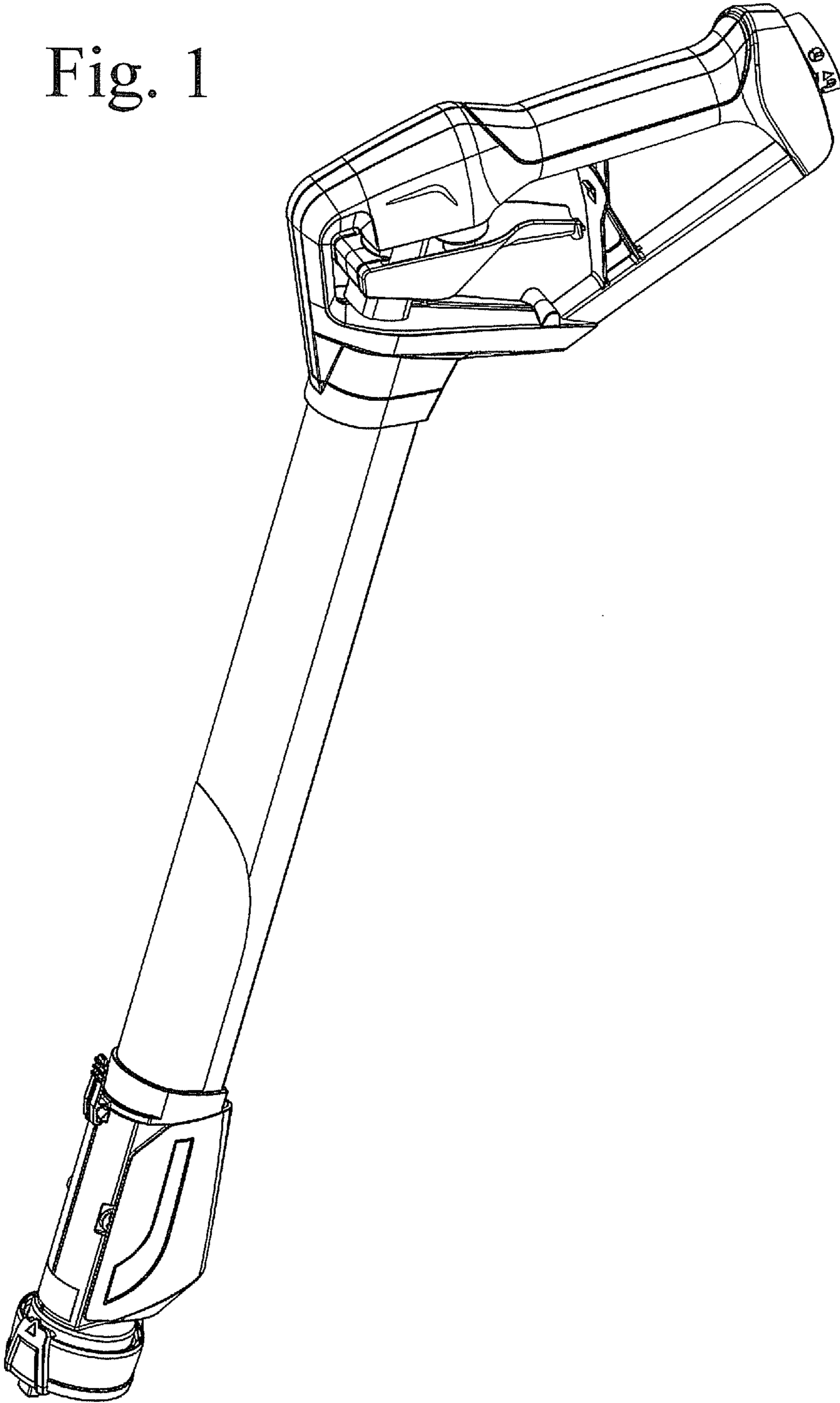


Fig. 1



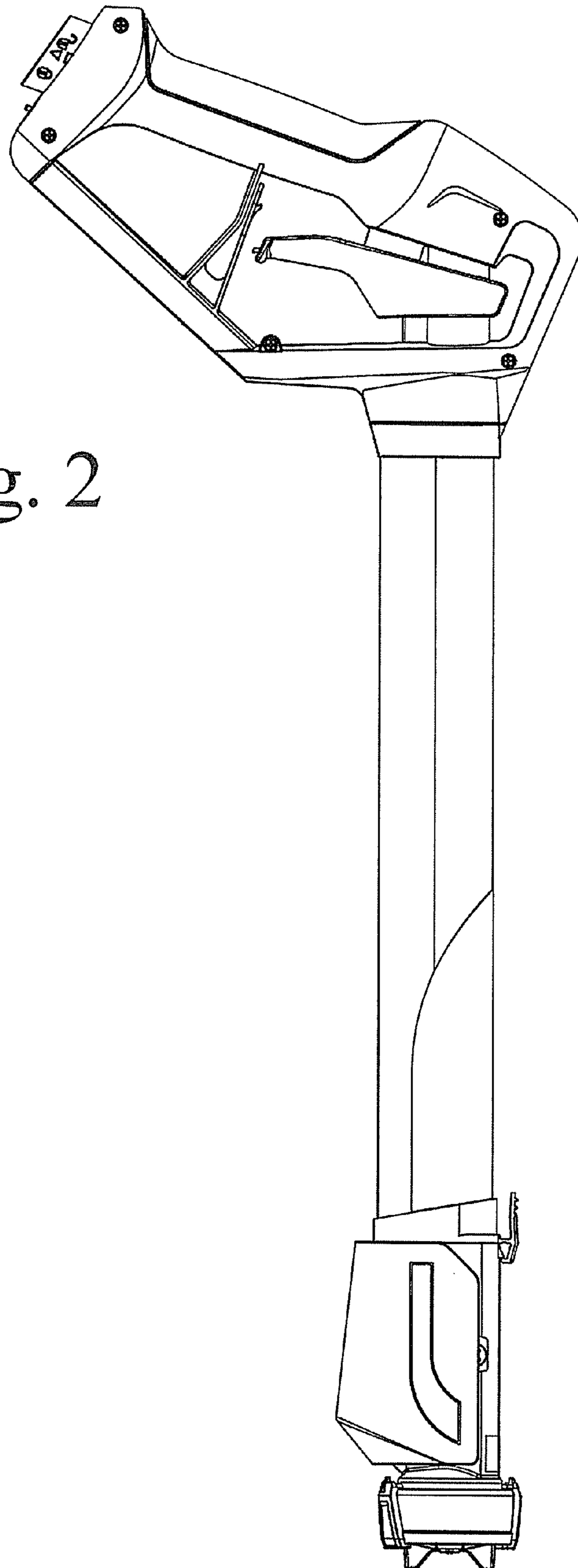


Fig. 2

Fig. 3

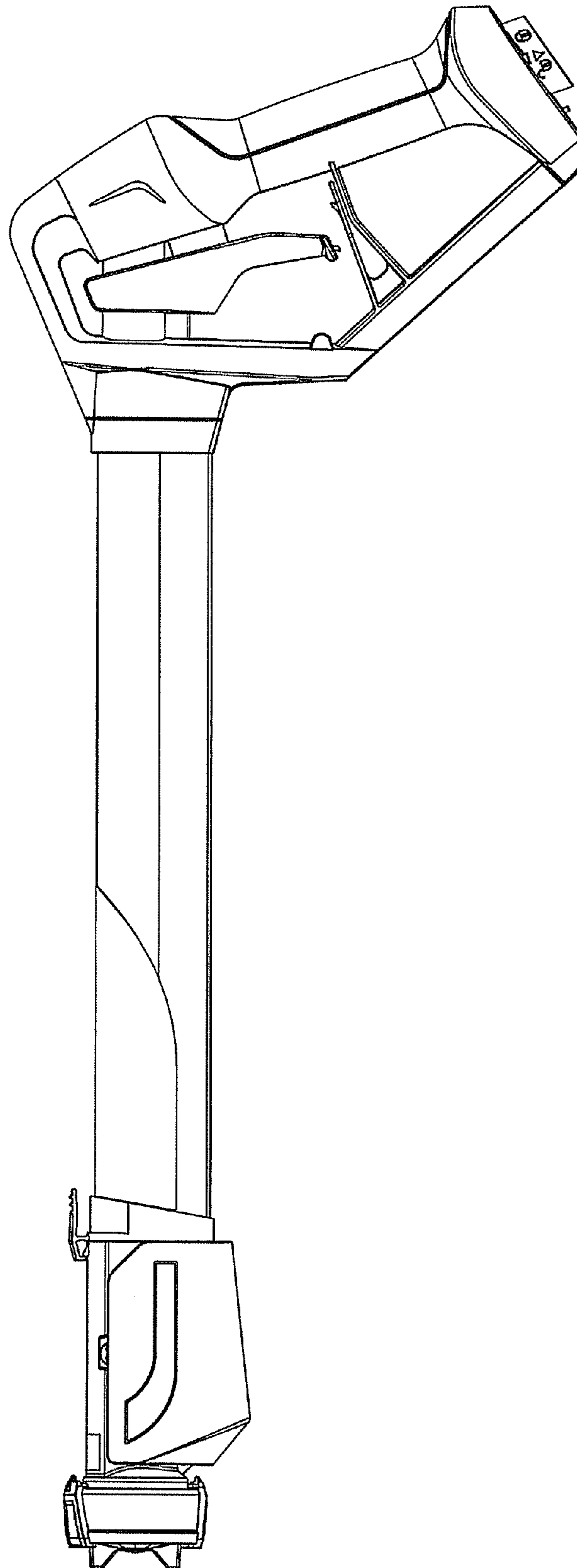


Fig. 4

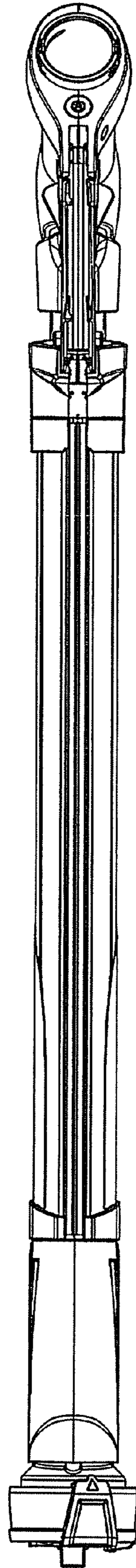


Fig. 5




Fig. 6

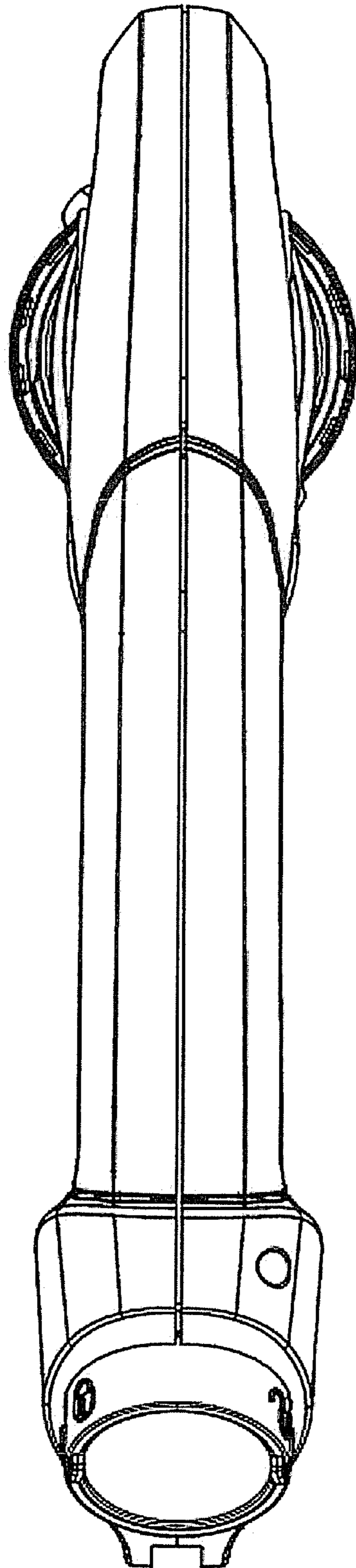


Fig. 7

