



US00D646347S

(12) **United States Design Patent**
Houghton

(10) **Patent No.:** **US D646,347 S**

(45) **Date of Patent:** **** *Oct. 4, 2011**

(54) **BAIT DISPENSER**

(76) Inventor: **Bryan Gary Houghton**, Sidcup Kent
(GB)

(**) Term: **14 Years**

(21) Appl. No.: **29/372,499**

(22) Filed: **Nov. 30, 2010**

Related U.S. Application Data

(63) Continuation of application No. 12/805,534, filed on Aug. 4, 2010, which is a continuation of application No. PCT/GB2009/050103, filed on Feb. 4, 2009.

(51) **LOC (9) Cl.** **22-05**

(52) **U.S. Cl.** **D22/136**

(58) **Field of Classification Search** D22/134-150,
D22/199, 126-133; 43/25.2, 18.1 R, 25,
43/55-56, 43.13, 43.15; 114/316
See application file for complete search history.

(56) **References Cited**

U.S. PATENT DOCUMENTS

2,283,779	A *	5/1942	Winter	43/18.1 R
2,803,082	A *	8/1957	Claybrook	D22/145
D226,849	S *	5/1973	Woolworth et al.	D22/121
3,753,309	A	8/1973	Bryant		
D308,241	S *	5/1990	Underberg	D22/145
5,608,986	A *	3/1997	Spurgeon et al.	D22/145
D401,998	S *	12/1998	Lee	D22/145
D502,248	S *	2/2005	Haggren	D22/136
D595,805	S *	7/2009	Itamura	D22/136

FOREIGN PATENT DOCUMENTS

FR	2848383	12/2002
GB	1119272	7/1968

GB	2183131	6/1987
GB	2418338	3/2006
GB	2432768	6/2007
JP	08131034	11/1994
JP	08070745	3/1996
JP	09238604	3/1996
JP	2000032891	2/2000
WO	WO 94/10835	5/1994
WO	WO 01/82691	11/2001

OTHER PUBLICATIONS

Search Report (Section 17(5); UK Patent Application GB0823551.7; Apr. 21, 2009.

Combined Search and Examination Report (Sections 17 & 18(3)); UK Patent Application GB0905250.7; May 29, 2009.

International Search Report and Written Opinion; International Patent Application No. PCT/GB2009/050103; Jun. 9, 2009.

International Preliminary Report on Patentability; International Patent Application No. PCT/GB2009/050103; Aug. 19, 2010.

* cited by examiner

Primary Examiner — Catheri Oliver

(74) *Attorney, Agent, or Firm* — J. Bruce Hoofnagle

(57) **CLAIM**

The ornamental design for a bait dispenser, substantially as shown and described.

DESCRIPTION

FIG. 1 is a perspective view showing my new design of the bait dispenser;

FIG. 2 is a front view thereof;

FIG. 3 is a rear view thereof;

FIG. 4 is a left side view thereof;

FIG. 5 is a right side view thereof;

FIG. 6 is a top view thereof; and,

FIG. 7 is a bottom view thereof.

1 Claim, 2 Drawing Sheets






Fig. 1

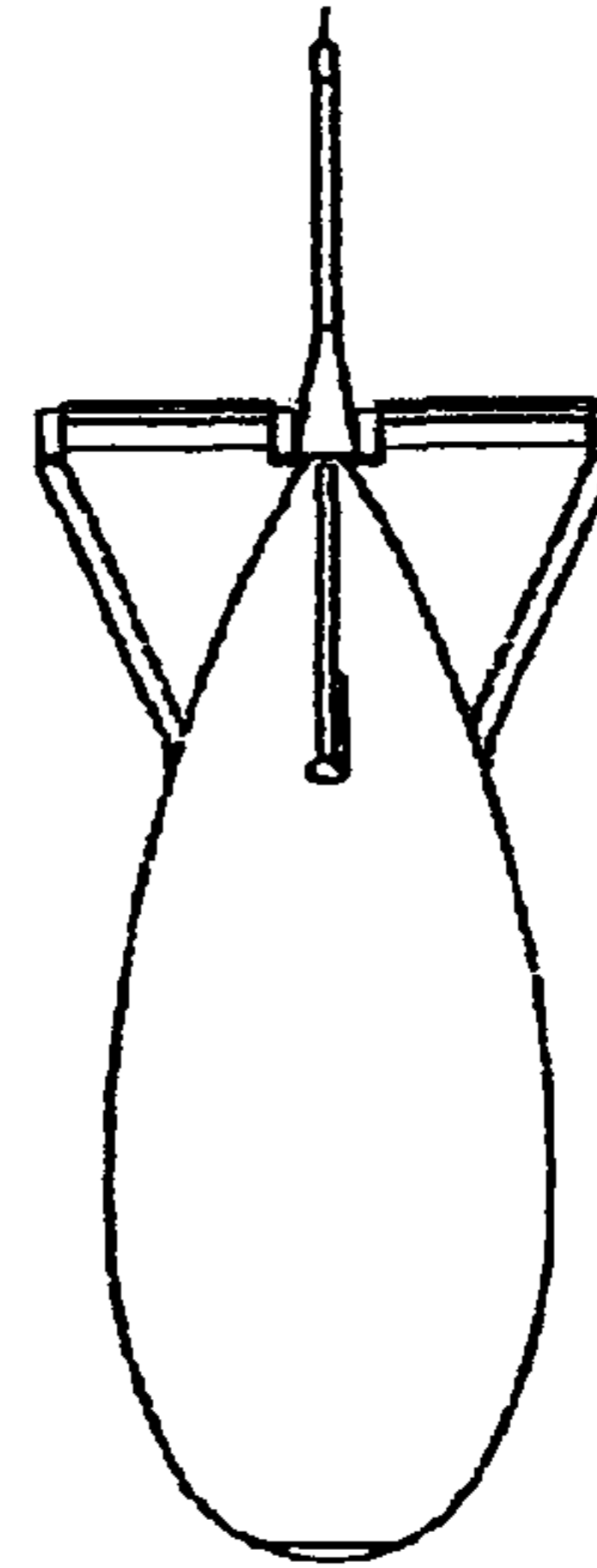


Fig. 2

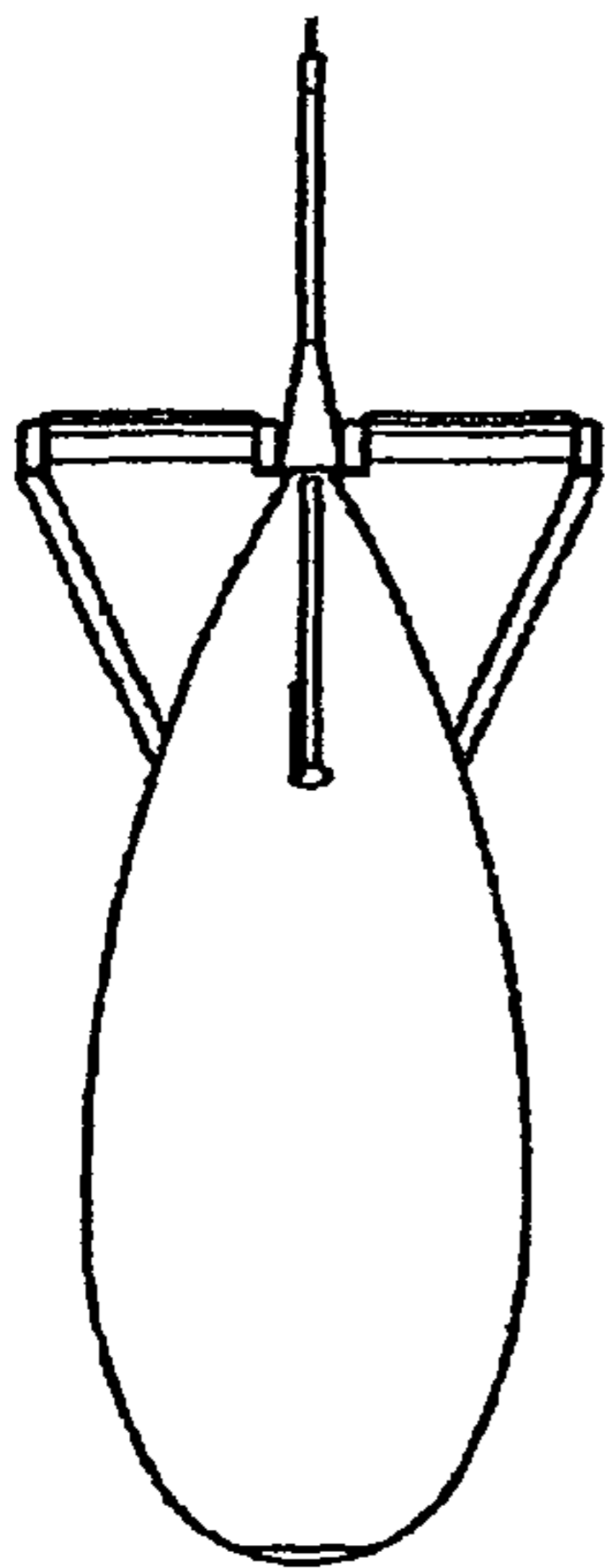


Fig. 3

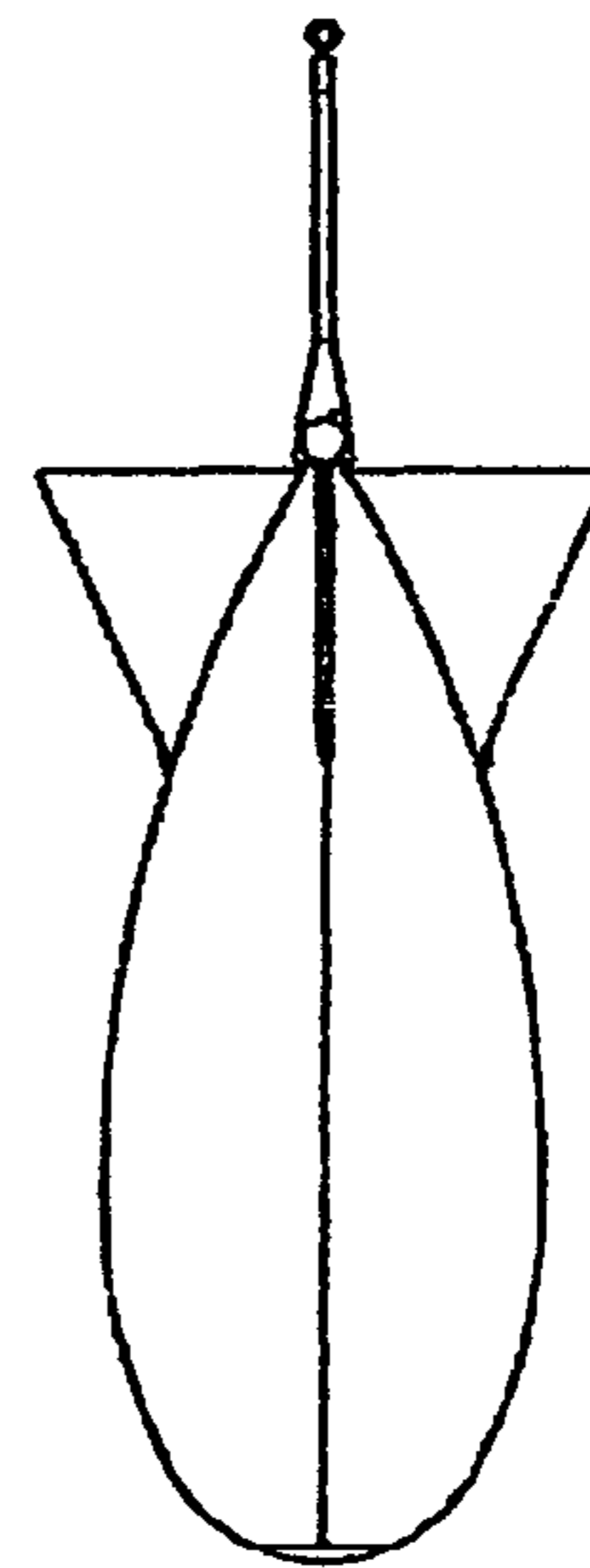


Fig. 4

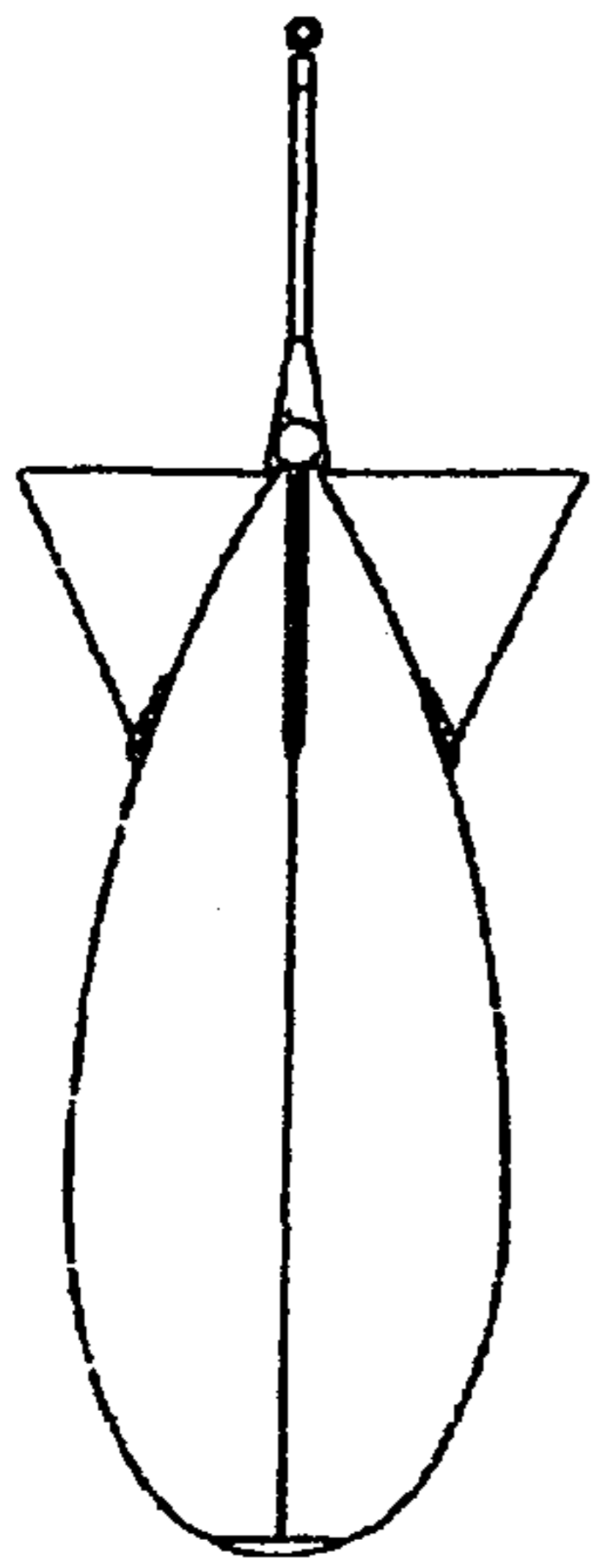


Fig. 5

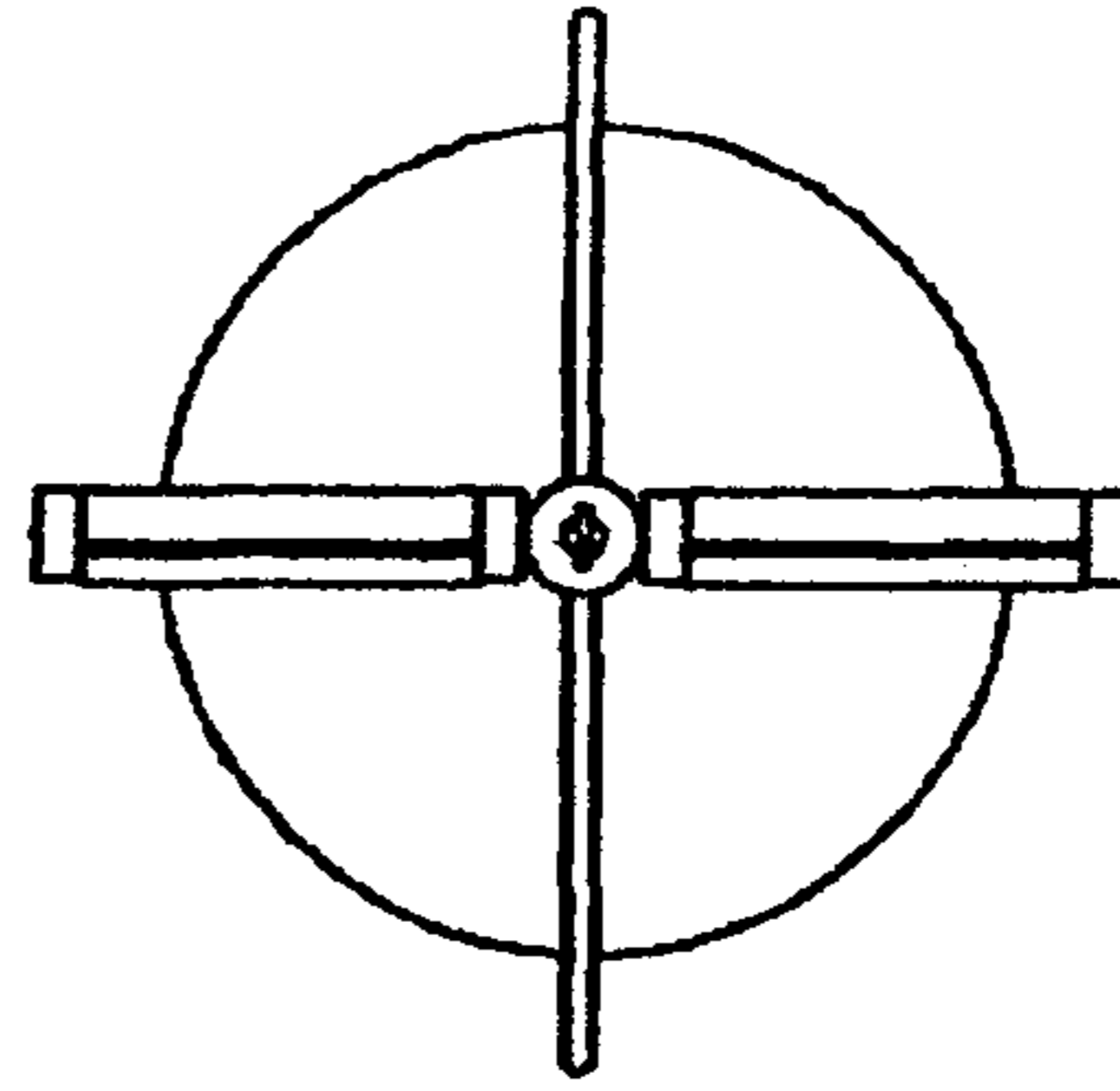


Fig. 6

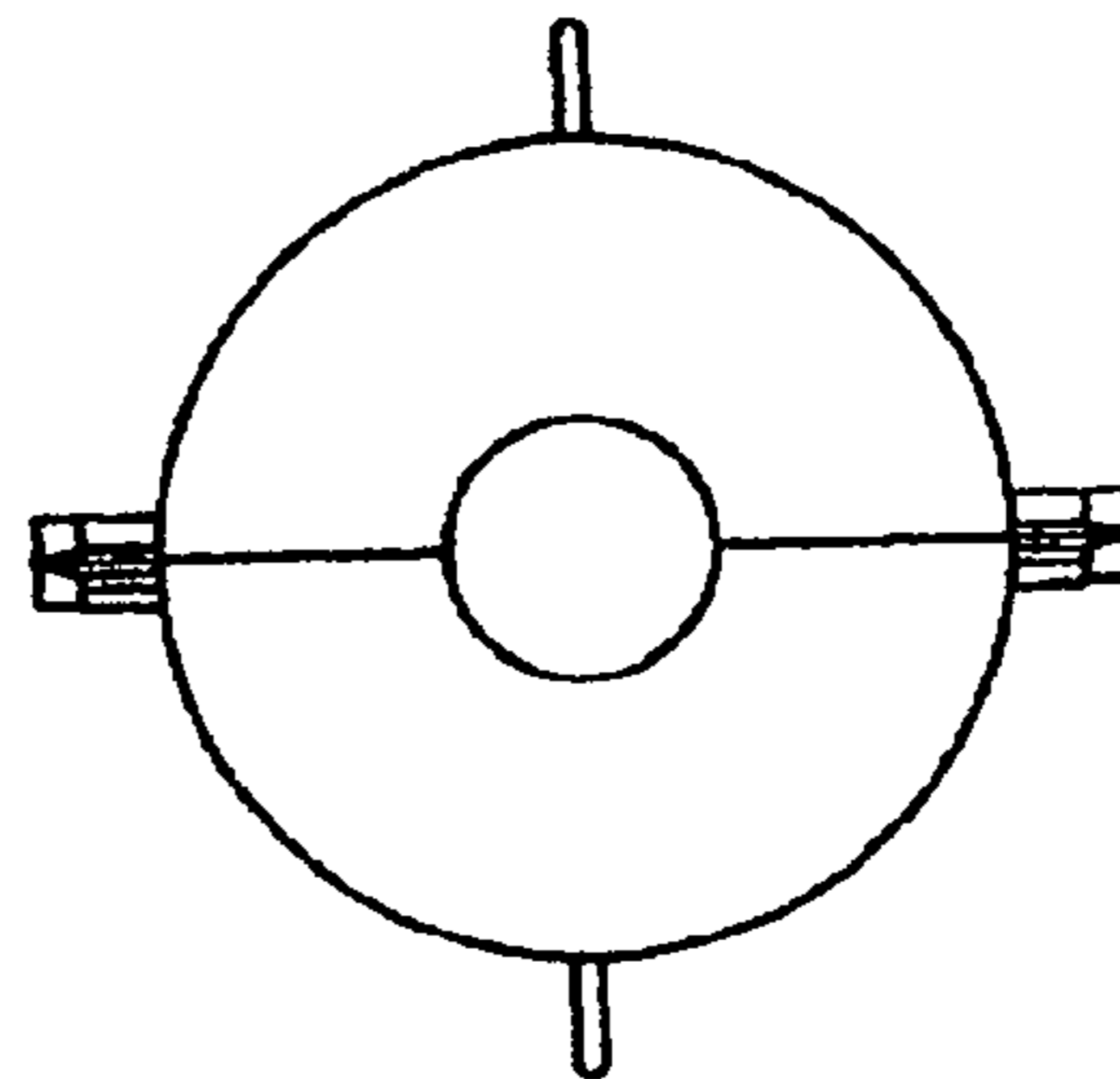


Fig. 7