



US00D646331S

(12) **United States Design Patent**
Hultzman et al.

(10) **Patent No.:** **US D646,331 S**

(45) **Date of Patent:** **** Oct. 4, 2011**

(54) **LOTTERY TICKET DISPENSER**

(75) Inventors: **Scott Hultzman**, Putnam, CT (US);
George Voutes, Barrington, RI (US)

(73) Assignee: **Gtech Corporation**, Providence, RI
(US)

(**) Term: **14 Years**

(21) Appl. No.: **29/364,043**

(22) Filed: **Jun. 17, 2010**

Related U.S. Application Data

(62) Division of application No. 29/344,353, filed on Sep. 28, 2009, now Pat. No. Des. 620,050.

(51) **LOC (9) Cl.** **20-01**

(52) **U.S. Cl.** **D20/8**

(58) **Field of Classification Search** D20/1-9,
D20/99; 221/92, 96, 104, 124, 126, 133,
221/151, 154, 155, 194; D10/97

See application file for complete search history.

(56) **References Cited**

U.S. PATENT DOCUMENTS

D119,818 S * 4/1940 Loewy D20/4
D153,540 S * 4/1949 Otto D20/4

D429,765 S * 8/2000 Saito et al. D20/5
D443,652 S * 6/2001 Sachs et al. D20/4
D448,419 S * 9/2001 Sachs et al. D20/4
D466,941 S * 12/2002 Shubert et al. D20/4
D481,076 S * 10/2003 Ballard D20/4
D517,438 S * 3/2006 Sato et al. D10/97
D584,359 S * 1/2009 Chirnomas et al. D20/8
D592,704 S * 5/2009 Becker et al. D20/2
D620,049 S * 7/2010 Hultzman et al. D20/2
D620,050 S * 7/2010 Hultzman et al. D20/2

* cited by examiner

Primary Examiner — Mary Ann Calabrese

(74) *Attorney, Agent, or Firm* — Sullivan & Worcester LLP;
Christopher T. McWhinney

(57) **CLAIM**

We claim the ornamental design for a lottery ticket dispenser,
as shown and described.

DESCRIPTION

FIG. 1 is a front perspective view of a lottery ticket dispenser
according to our new design.

FIG. 2 is a front elevation view thereof;

FIG. 3 is another front elevation view thereof;


FIG. 4 is an enlarged view showing the claimed features in
isolation for clarity;

FIG. 5 is a right side elevation view thereof; and,

FIG. 6 is a top plan view thereof.

The broken lines in the drawings are for illustrative purposes
only and form no part of the claimed design.

1 Claim, 4 Drawing Sheets






FIG. 1

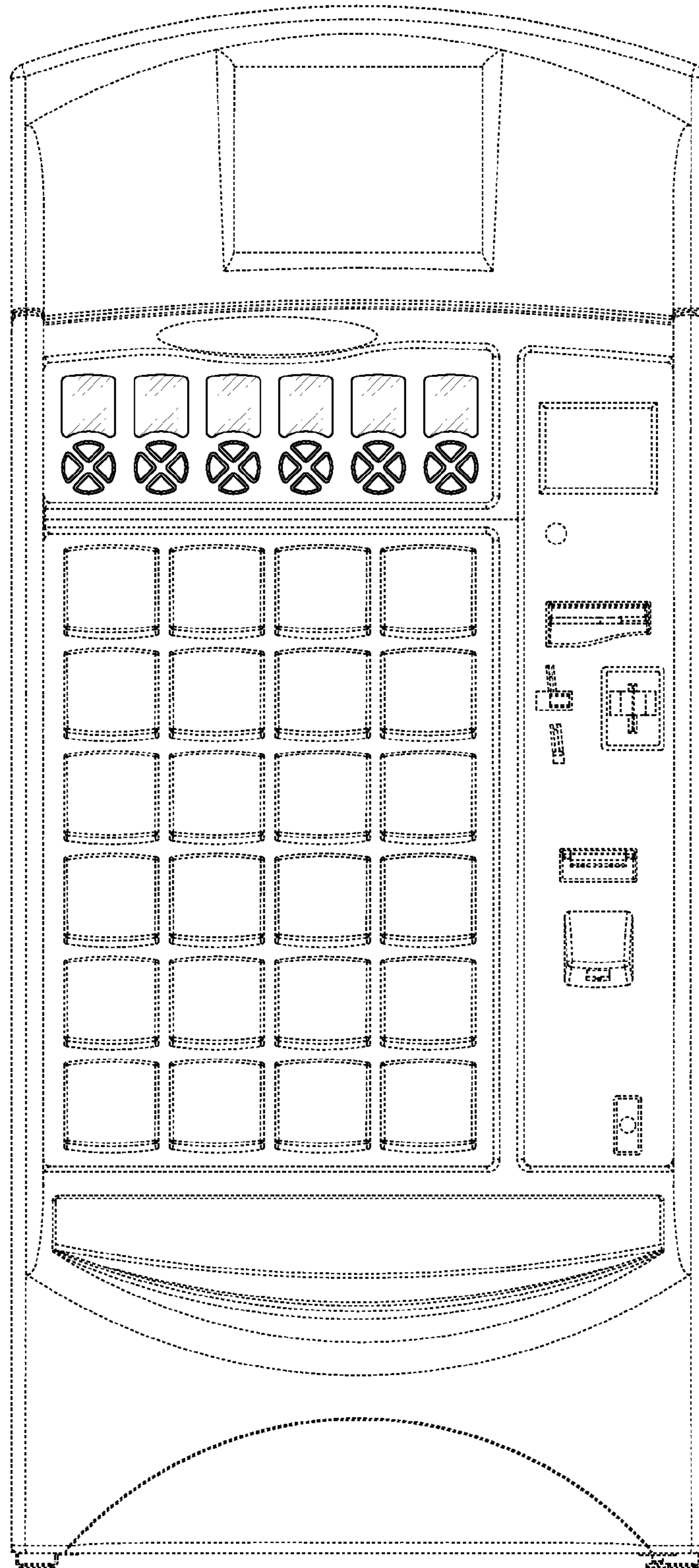


FIG. 2

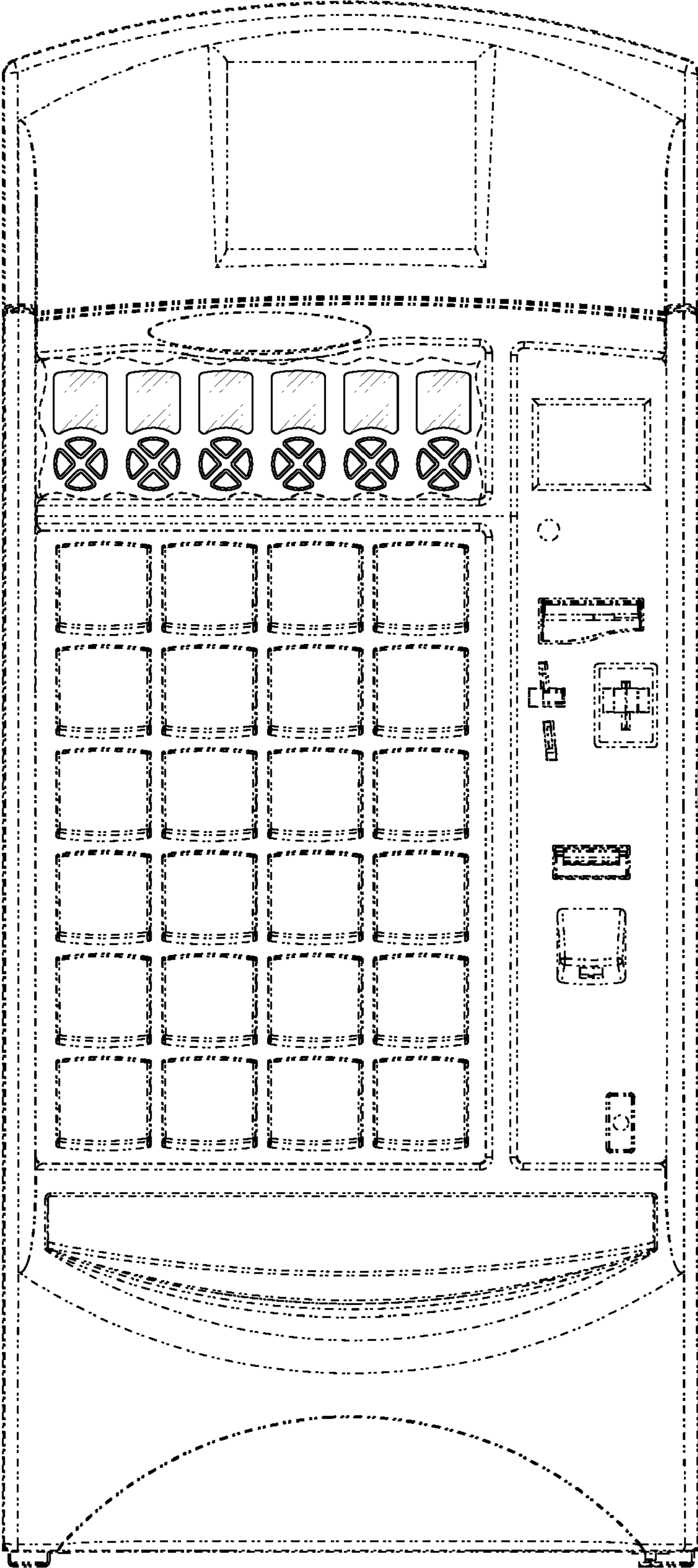


FIG. 3

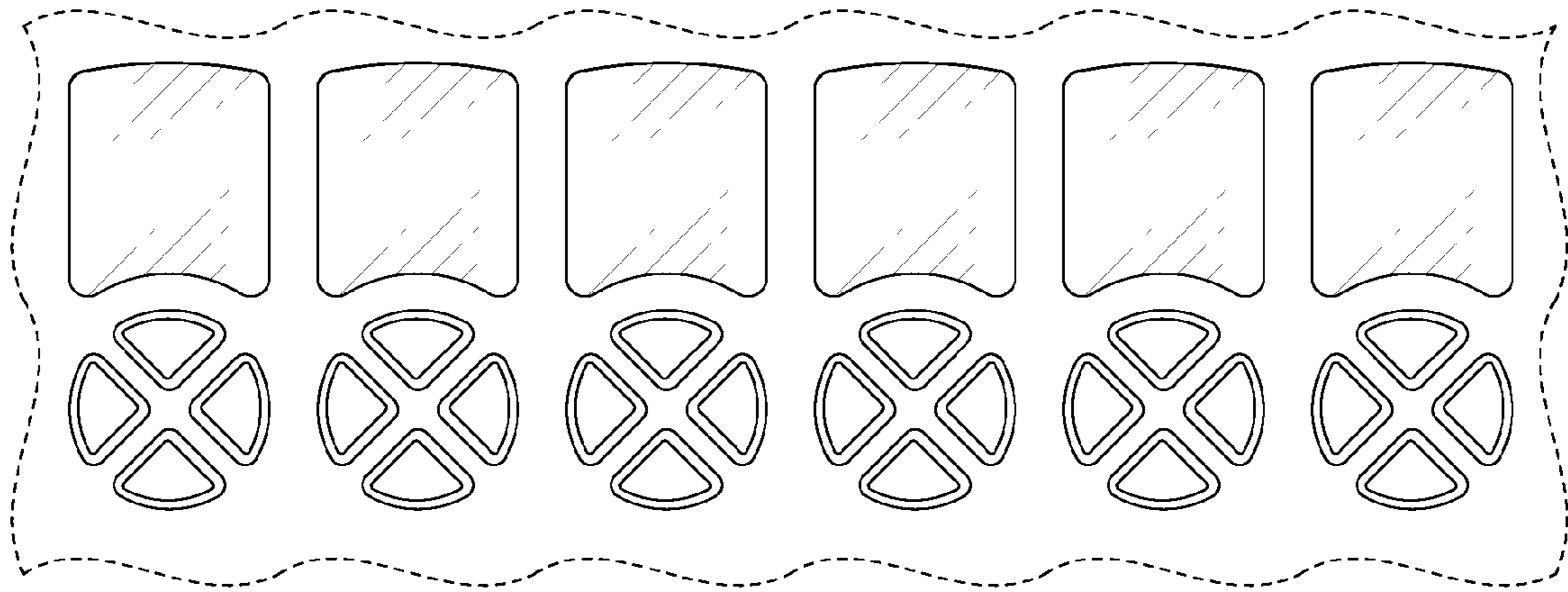


FIG. 4



FIG. 5

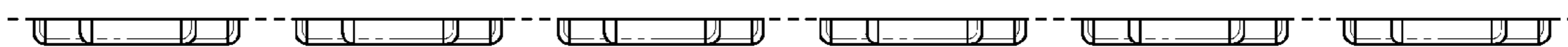


FIG. 6